

Fuseholders

For 3AG, 5 x 20mm, or 2AG Fuses

Shock-Safe for 3AG or 5x20mm Fuses PC Board Type



Similar to Shock-Safe fuseholders shown on preceding page, but designed for P.C. board mounting. Shock-Safe design per IEC Standards 60127 and 60065. Two different knob styles available for use with 3AG (1/4" x 11/4") or 5 x 20mm fuses.

APPROVALS: Recognized under the Components Program of Underwriters Laboratories (16A, 250V).
 Certified by CSA (15A, 250V).
 VDE approved (10A, 250V).

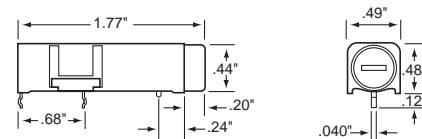
SPECIFICATIONS:

- Electrical:** Rating: See APPROVALS.
- Insulation Resistance:** 10,000 megohm minimum at 500 VDC.
- Contact Resistance:** Less than .005 ohm average at a current of one ampere.
- Dielectric Strength:** 4000 volts minimum.
- Mounting:** Intended for soldering to printed circuit boards.
- Molded Parts:** Body Material: Black glass-filled thermoplastic (UL 94V0).
- Knob:** Screwdriver slot, fuse extractor type with nickel-plated, copper alloy insert. Spring-loaded, bayonet style.
- Knob Material:** Grey or Black glass-filled thermoplastic (UL94 V-0).
- Terminals:** Brass. Tin-plated.
- Ambient Temperature:** -40°C to +85°C.

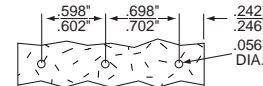
* Please refer to Fuseology section for information on proper fuseholder de-rating.



Reference Dimensions



Recommended hole Pattern



ORDERING INFORMATION:

Catalog Number	Fuse Size
345 101	1/4" x 1 1/4" Fuses
345 121	5 x 20mm Fuses

Body only: 345 101-010
 Knob only: 345 101-020 (1/4" x 1 1/4") Grey;
 345 121-020 (5 x 20mm) Black.

For Midget Fuses Panel Mount Type



Two panel mount fuseholder designs are available for supplementary or Class CC branch circuit protection. Class CC fuses have a rejection feature on one end cap which mates with the rejection feature of Littelfuse Class CC fuse blocks and fuseholders to prevent the installation of fuses with lower voltage ratings or interrupting ratings.

APPROVALS: Recognized under the Components Program of Underwriters Laboratories and Certified by CSA.

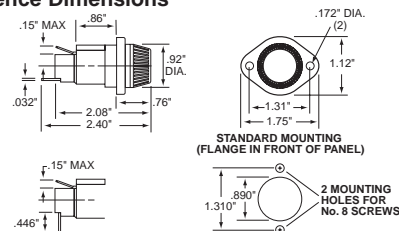
SPECIFICATIONS:

- Electrical:** Rated at 30 amperes for any voltage up to 600 volts.
- Dielectric Strength:** 4000 volts minimum.
- Mounting:** Flange mounting either in front of or behind panel. Watertight version must be front panel mounted. Maximum panel thickness is .75".
- Molded Parts:** Black thermoplastic (UL94 V-0).
- Knob:** Screw type, with engraved markings: unfilled characters (571 007, 571 008, 571 007P, 571 008P), light blue characters (571 027, 571 028, 571 027P, 571 028P).
- Terminals:** Brass. Tin-plated. Combination solder and 1/4" Quick-Connect. Side terminal has .125" diameter hole. Bottom terminal has .156" x .124" elongated hole.
- Ambient Temperature:** -40°C to +85°C.
- Hardware:** 571 007, 571 008, 571 027, 571 028, 571 OCC, and 571 RCC, none; 571 007P, 571 008P, 571 027P, 571 028P, 571 OCCP, and 571 RCCP, two O-rings for watertight seal per MIL-PRF-19207.

* Please refer to Fuseology section for information on proper fuseholder de-rating.



Reference Dimensions



ORDERING INFORMATION:

Catalog Number		Bottom Terminal	Fuse Length Range*
Standard	Watertight		
571 027	571 027P	Straight Rt. Angle	1 5/16" - 1 3/8"
571 028	571 028P		
571 007	571 007P	Straight Rt. Angle	1 13/32" - 1 1/2"
571 008	571 008P		
571 OCC	571 OCCP	Straight Rt. Angle	1 1/2"
571 RCC	571 RCCP		

*Fuse diameter is 19/32".

FUSEHOLDERS SHOCK-SAFE TYPE

For 3AG or 5x20mm Fuses

A complete family of fuseholders designed to international specifications. Shock-safe design eliminates any possibility of electrical shock, per IEC Standards 257 and 65. Knobs are available for use with 3AG (1/4" x 1-1/4") fuses or 5 x 20mm fuses.

APPROVALS: Recognized under the Components Program of Underwriters Laboratories and Certified by CSA (20A, 300V). SEMKO approved (6.3A, 250V). VDE approved (10A, 250V).

SPECIFICATIONS:

Electrical: Rating: See APPROVALS.

Insulation Resistance: 10,000 megohm minimum at 500 VDC.

Contact Resistance: Less than .005 ohms average at currents up to 1 ampere.

Dielectric Strength: 4000 volts minimum.

Mounting: Threaded styles withstand 15 lb.-in. mounting torque. Maximum panel thickness is 0.31".

Molded Parts: Body Material: Black glass-filled thermoplastic.

Knob Material: Grey or black glass-filled thermoplastic.

Hex Nut Material: Glass-filled thermoplastic.

Knob: Finger-grip fuse extractor type or screwdriver slot fuse extractor type with nickel-plated copper alloy insert. Spring loaded, bayonet style.

Terminals: Brass. Tin-plated. Accept solder or .187" female connector.


Ambient Temperature: -40°C to +85°C.

Vibration: 10—500 Hz .03" constant amplitude or 10 G's constant acceleration.

Hardware: Plastic hex nut, unassembled (threaded styles). Steel retainer, black oxide finish; unassembled (fast-mount styles).

PATENTS: Pending.

FRONT PANEL, LOW PROFILE



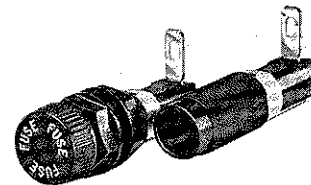
FRONT PANEL, HIGH PROFILE




FRONT PANEL



REAR PANEL



LOW PROFILE, FAST MOUNT



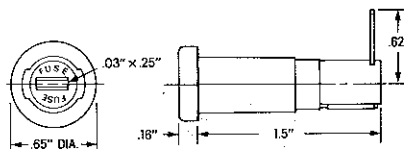
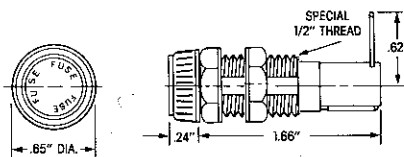
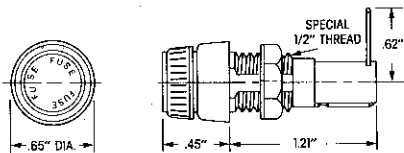
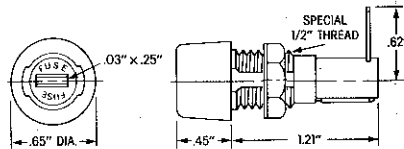
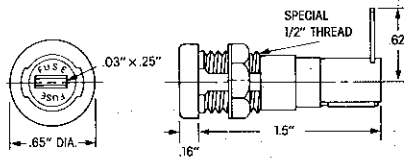
SHOCK-SAFE FUSEHOLDER SELECTOR GUIDE

CATALOG NUMBER		KNOB TYPE	LOW PROFILE	HIGH PROFILE	FRONT MOUNT	REAR MOUNT	P.C. BOARD MOUNT	RT. ANGLE TERMINAL	STRAIGHT TERMINAL
1/4" x 1-1/4" (3AG)	5 x 20mm								
345 601	345 621	Screwdriver Slot	X		X			X	
345 602	345 622	Screwdriver Slot		X	X			X	
345 603	345 623	Finger Grip		X	X			X	
345 611	345 631	Screwdriver Slot	X		X				X
345 612	345 632	Screwdriver Slot		X	X				X
345 613	345 633	Finger Grip		X	X				X
345 701*	345 721*	Screwdriver Slot	X		X†			X	
345 711*	345 731*	Screwdriver Slot	X		X†				X
345 903*	345 923*	Finger Grip		X		X		X	
345 913*	345 933*	Finger Grip		X		X			X
345 101*	345 121*	Screwdriver Slot	X				X*		

*SEMKO and VDE approvals pending. †Mounted with retainer ring. •See page 26 for P.C. Board Style. To order bodies and knobs separately, see next page.

FUSEHOLDERS SHOCK-SAFE TYPE

For 3AG or 5x20mm Fuses



CATALOG NUMBER		RT. ANGLE BOTTOM TERM.	STRAIGHT BOTTOM TERM.
1/4" x 1-1/4" FUSES	5 x 20mm FUSES		
345 601	345 621	X	
345 611	345 631		X

Body and Nut only: **345 601-010** (Rt. Angle); **345 611-010** (Straight).
Knob only: **345 601-020** (1/4" x 1-1/4"); **345 621-020** (5 x 20mm).

CATALOG NUMBER		RT. ANGLE BOTTOM TERM.	STRAIGHT BOTTOM TERM.
1/4" x 1-1/4" FUSES	5 x 20mm FUSES		
345 602	345 622	X	
345 612	345 632		X

Body and Nut only: **345 602-010** (Rt. Angle); **345 612-010** (Straight).
Knob only: **345 602-020** (1/4" x 1-1/4"); **345 622-020** (5 x 20mm).

CATALOG NUMBER		RT. ANGLE BOTTOM TERM.	STRAIGHT BOTTOM TERM.
1/4" x 1-1/4" FUSES	5 x 20mm FUSES		
345 603	345 623	X	
345 613	345 633		X

Body and Nut only: **345 603-010** (Rt. Angle); **345 613-010** (Straight).
Knob only: **345 603-020** (1/4" x 1-1/4"); **345 623-020** (5 x 20mm).

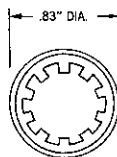
CATALOG NUMBER		RT. ANGLE BOTTOM TERM.	STRAIGHT BOTTOM TERM.
1/4" x 1-1/4" FUSES	5 x 20mm FUSES		
345 903	345 923	X	
345 913	345 933		X

Body and Nuts (2) only: **345 903-010** (Rt. Angle); **345 913-010** (Straight).
Knob only: **345 903-020** (1/4" x 1-1/4"); **345 923-020** (5 x 20mm).

CATALOG NUMBER		RT. ANGLE BOTTOM TERM.	STRAIGHT BOTTOM TERM.
1/4" x 1-1/4" FUSES	5 x 20mm FUSES		
345 701	345 721	X	
345 711	345 731		X

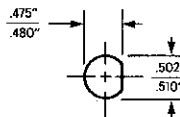
Body and Retaining Ring only: **345 701-010** (Rt. Angle); **345 711-010** (Straight).
Knob only: **345 701-020** (1/4" x 1-1/4"); **345 721-020** (5 x 20mm).

"Push-On" Type Retaining Ring

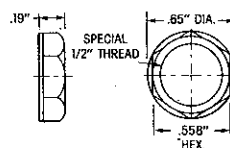


NOTE: Knobs are color-coded. On screwdriver slot type, knobs are grey for 1/4" x 1-1/4" fuses, black for 5 x 20mm fuses. On finger grip type, the lettering on knobs for 1/4" x 1-1/4" fuses are filled with grey paint.

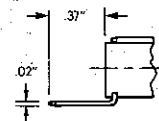
Suggested Mounting Hole



Plastic Hex Nut with Flange



Straight Bottom Terminal



Right Angle Bottom Terminal

