



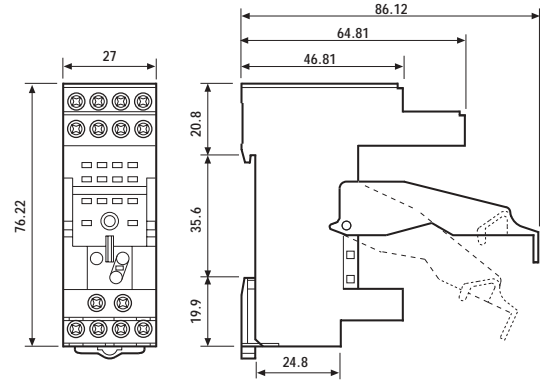
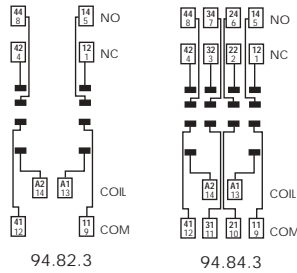
94.84.3

Approvals
(according to type):



- RATED VALUES: 10 A - 250 V
- DIELECTRIC STRENGTH: ≥ 2 kV AC
- PROTECTION CATEGORY: IP 20
- AMBIENT TEMPERATURE: (-40...+70)°C
- SCREW TORQUE: 0.5 Nm
- WIRE STRIP LENGTH: 7 mm
- MAX WIRE SIZE:

Relay type	55.32		55.32, 55.34	
	BLUE	BLACK	BLUE	BLACK
Colour	BLUE	BLACK	BLUE	BLACK
Clamp terminal socket: panel or 35 mm rail (EN 50022) mount retaining clip 094.71 supplied with socket packaging code SMA	94.82.3	94.82.30	94.84.3	94.84.30
Retaining clip	094.71			
Plastic retaining and release clip	094.91.3			
Identification tag	094.80.2			
Modules (see table below)	99.80			



55

	solid wire	stranded wire
mm ²	1x6 / 2x2.5	1x4 / 2x2.5
AWG	1x10 / 2x14	1x12 / 2x14



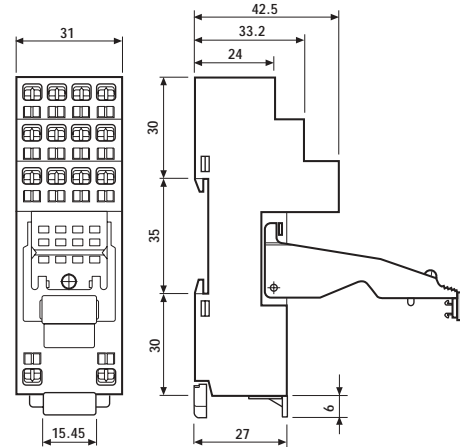
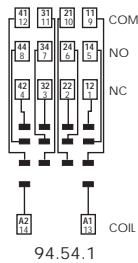
94.54.1

Approvals
(according to type):



- RATED VALUES: 10 A - 250 V
- DIELECTRIC STRENGTH: ≥ 2 kV AC
- PROTECTION CATEGORY: IP 20
- AMBIENT TEMPERATURE: (-25...+70)°C
- WIRE STRIP LENGTH: 7 mm
- MAX WIRE SIZE:

Relay type	55.32, 55.34	
	BLUE	BLACK
Colour	BLUE	BLACK
Screwless terminal socket: 35 mm rail (EN 50022) mount retaining clip 094.91 supplied with socket packaging code SPA	94.54.1	94.54.10
Retaining clip	094.71	
Plastic retaining and release clip	094.91	
Identification tag	—	
Modules (see table below)	99.80	



	solid wire	stranded wire
mm ²	2x(0.2...1.5)	2x(0.2...1.5)
AWG	2x(24...18)	2x(24...18)

FOR 94.82.3, 94.84.3 AND 94.54.1 SOCKETS:



99.80

Approvals
(according to type):

GOST

* Modules in Black housing are available on request.

**For DC supply, apply the positive to terminal A1.

Green LED is standard.
Red LED available on request.

99.80 coil indication and EMC suppression modules (see technical data page 179)		BLUE*
Diode** (+A1, standard polarity)	(6...220) V DC	99.80.3.000.00
LED	(6...24) V DC/AC	99.80.0.024.59
LED	(28...60) V DC/AC	99.80.0.060.59
LED	(110...240) V DC/AC	99.80.0.230.59
LED + Diode** (+A1, standard polarity)	(6...24) V DC	99.80.9.024.99
LED + Diode** (+A1, standard polarity)	(28...60) V DC	99.80.9.060.99
LED + Diode** (+A1, standard polarity)	(110...220) V DC	99.80.9.220.99
LED + Varistor	(6...24) V DC/AC	99.80.0.024.98
LED + Varistor	(28...60) V DC/AC	99.80.0.060.98
LED + Varistor	(110...240) V DC/AC	99.80.0.230.98
RC circuit	(6...24) V DC/AC	99.80.0.024.09
RC circuit	(28...60) V DC/AC	99.80.0.060.09
RC circuit	(110...240) V DC/AC	99.80.0.230.09
Residual current by-pass (62 kΩ/1W)	(110...240) V AC	99.80.8.230.07



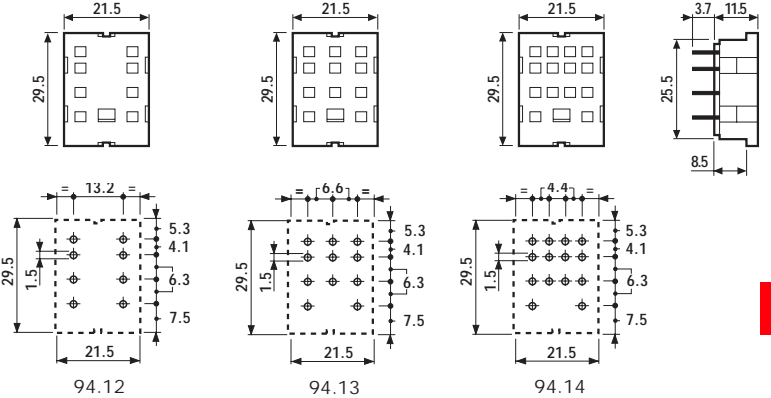
94.14

Relay type	55.32		55.33		55.32, 55.34	
Colour	BLUE	BLACK	BLUE	BLACK	BLUE	BLACK
P.C.B. socket	94.12	94.12.0	94.13	94.13.0	94.14	94.14.0
retaining clip 094.51 supplied with socket packaging code SMA						
Metal retaining clip	094.51					

Approvals
(according to type):



- RATED VALUES: 10 A - 250 V
- DIELECTRIC STRENGTH: ≥ 2 kV AC
- AMBIENT TEMPERATURE: (-40...+70)°C



Copper side view



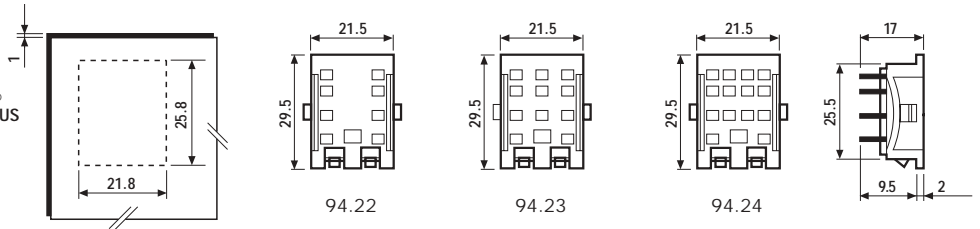
94.22

Relay type	55.32		55.33		55.32, 55.34	
Colour	BLUE	BLACK	BLUE	BLACK	BLUE	BLACK
Panel mount solder socket: 1 mm thick panel	94.22	94.22.0	94.23	94.23.0	94.24	94.24.0
retaining clip 094.51 supplied with socket packaging code SMA						
Metal retaining clip	094.51					

Approvals
(according to type):



- RATED VALUES: 10 A - 250 V
- DIELECTRIC STRENGTH: ≥ 2 kV AC
- AMBIENT TEMPERATURE: (-40...+70)°C



94.34

Relay type	55.32		55.33		55.32, 55.34	
Colour	BLUE	BLACK	BLUE	BLACK	BLUE	BLACK
Panel mount socket: M3 screw mount - solder connections	94.32	94.32.0	94.33	94.33.0	94.34	94.34.0
retaining clip 094.51 supplied with socket packaging code SMA						
Metal retaining clip	094.51					

Approvals
(according to type):



- RATED VALUES: 10 A - 250 V
- DIELECTRIC STRENGTH: ≥ 2 kV AC
- AMBIENT TEMPERATURE: (-40...+70)°C

