


## High Voltage Relays

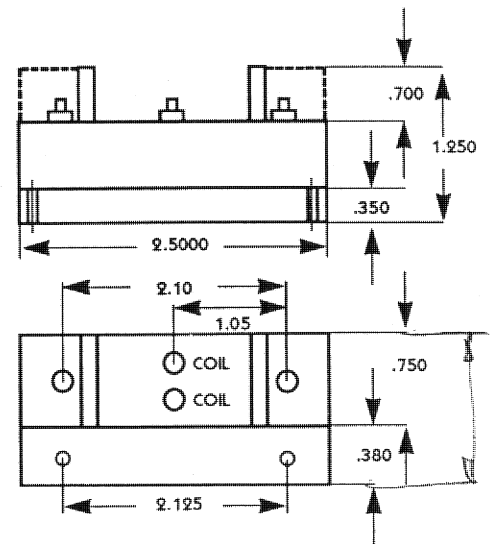
HV SERIES



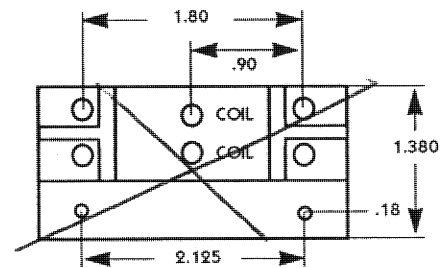
**OPTION:**

• Relays available in form B up to 7500V.

1A or 1B  
Top View



2A  
Top View



**NOTES:**

To Order, specify as follows: 6HV1A 35 is a 6HV1A relay with 3500VDC switch.

(1) The peak power rating (Holdoff Voltage Times Load Current) must not exceed 50W peak.

**Contact Data**

Series	Maximum Resistive Rating (1)			Breakdown Voltage (min.)	Initial Resistance
35	3,500VDC	3.0A	50W	5,000VDC	.100 Ohms
75	7,500VDC	3.0A	50W	10,000VDC	.100 Ohms
100	10,000VDC	3.0A	50W	12,500VDC	.100 Ohms

Form	Normal Voltage	Part Number	DCR Ohms ± 10%
1A (1B*)	6	6HV1A	25
1A (1B*)	12	12HV1A	100
1A (1B*)	24	24HV1A	400
2A	6	6HV2A	20
2A	12	12HV2A	80
2A	24	24HV2A	320