

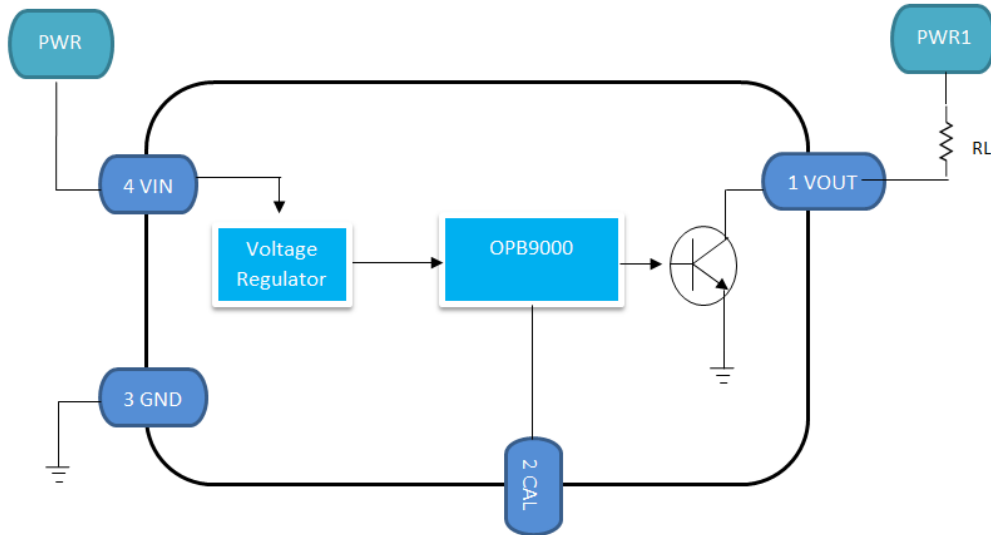
Reflective Optical Sensor

OPB9001AC, OPB9001A, OPB9001B,
OPB9001C

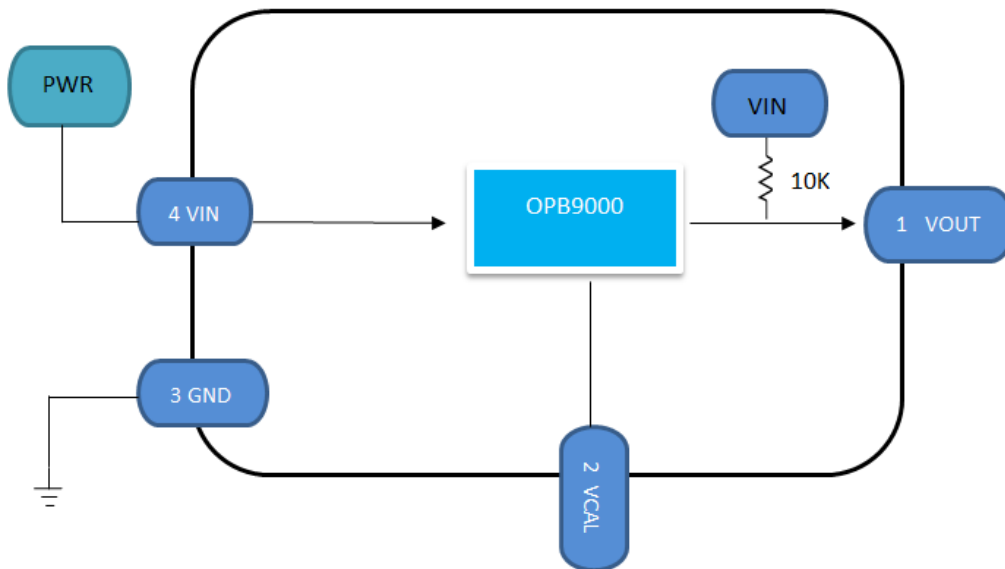


Recommended Circuit Application

OPB9001A/AC/B



OPB9001C



General Note

TT Electronics reserves the right to make changes in product specification without notice or liability. All information is subject to TT Electronics' own data and is considered accurate at time of going to print.

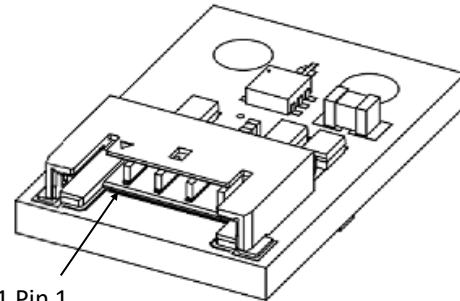
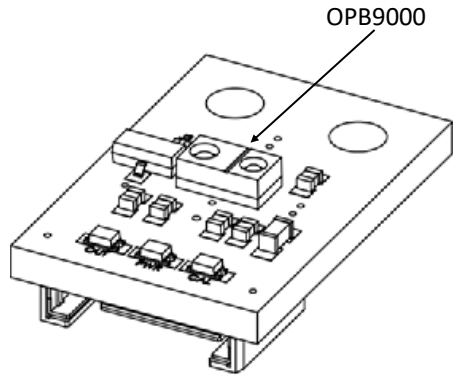
TT Electronics | OPTEK Technology
1645 Wallace Drive, Carrollton, TX 75006 | Ph: +1 972 323 2200
www.ttelectronics.com | sensors@ttelectronics.com

Reflective Optical Sensor

OPB9001AC, OPB9001A, OPB9001B,
OPB9001C

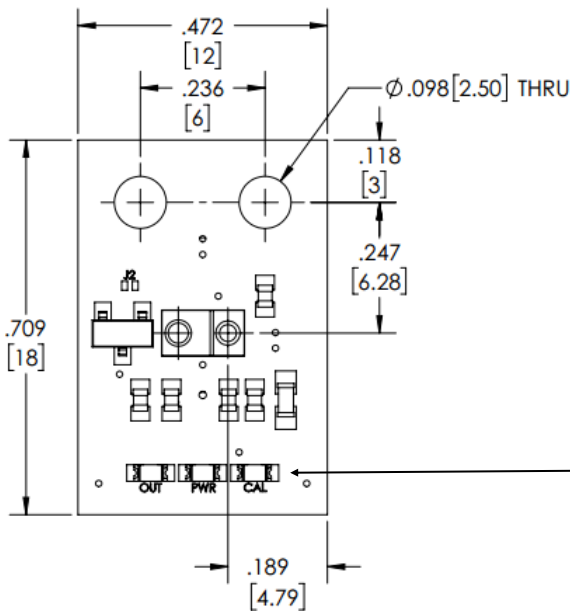


Package Outline—OPB9001XX (For reference)

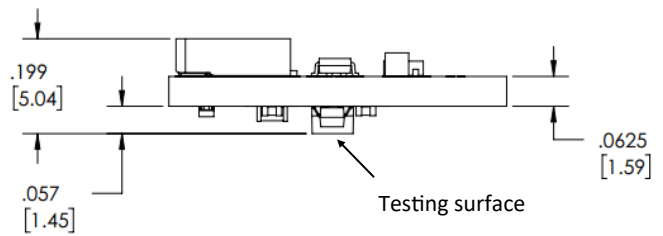


P1 Pin 1

P1—Molex connector P/N 504050-0491
Molex matting connector P/N 5040510401
with terminals 5040520098



3-Color Indicator
Red: Power on
Orange: Output high
Green: Flashing while calibrating



Pin #	Name	Description
1	VOUT	Logic Output, also used as a digital output to read register bits
2	CAL	Calibrate input/status output (to verify successful calibration)
3	GND	Ground Connection
4	VIN	Positive supply power input

Dimensions are in inches [mm]. Tolerances are: +/- 10% unless otherwise specified

General Note

TT Electronics reserves the right to make changes in product specification without notice or liability. All information is subject to TT Electronics' own data and is considered accurate at time of going to print.

TT Electronics | OPTEK Technology
1645 Wallace Drive, Carrollton, TX 75006 | Ph: +1 972 323 2200
www.ttelectronics.com | sensors@ttelectronics.com