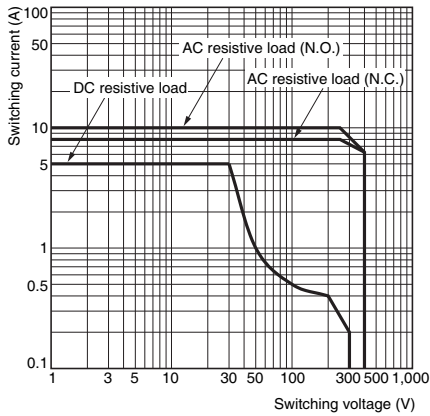


Engineering Data

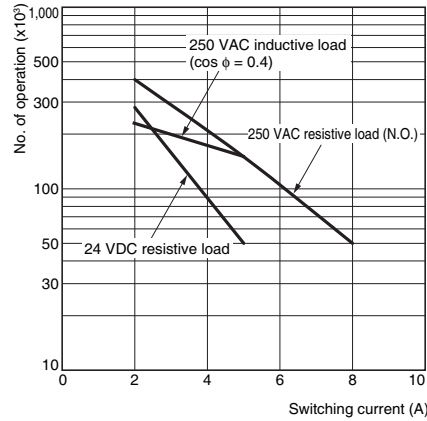
G6RL-1(A)(4)-(ASI)-(PL)

● Maximum Switching Capacity



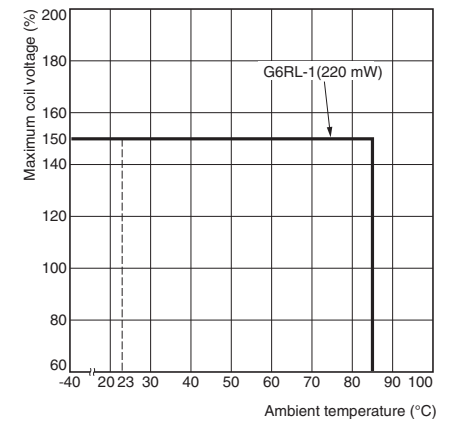
G6RL-1(A)

● Durability



G6RL-1(A)(4)-(ASI)-(PL)

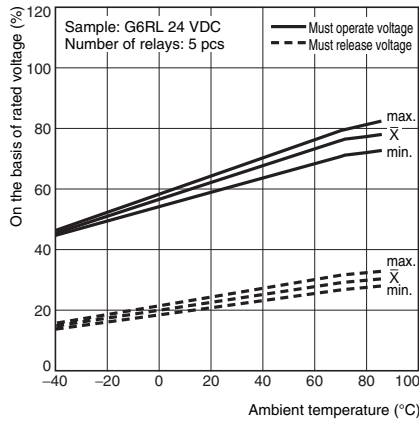
● Ambient Temperature vs. Maximum Coil Voltage



Note The "maximum coil voltage" is the maximum voltage that can be applied to the Relay coil.

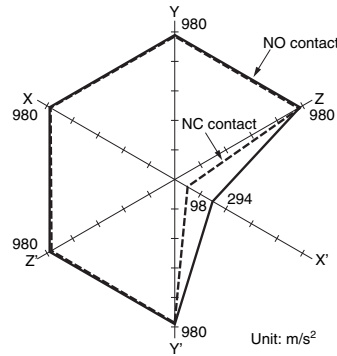
G6RL-1(A)(4)

● Ambient Temperature vs. Must Operate or Must Release Voltage

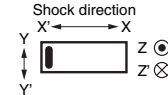


G6RL-1(A)(4)-(ASI)-(PL)

● Shock Malfunction



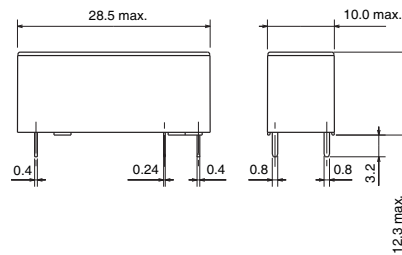
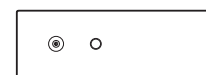

Sample: G6RL-1 24 VDC
 Number of Relays: 5 pcs
 Test Conditions: The value at which malfunction occurred was measured after applying shock to the test piece 3 times each in 6 directions along 3 axes.
 Standard value: 200m/s² (NO)
 50m/s² (NC)



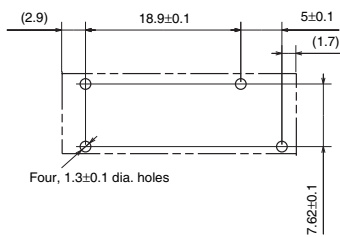
Dimensions

(Unit: mm)

G6RL-1A G6RL-1A-ASI G6RL-1A4-ASI



PCB Mounting Holes (Bottom View)

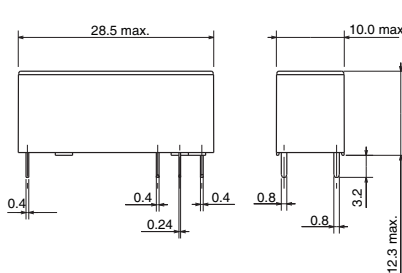
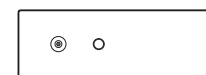



Terminal Arrangement/Internal Connections (Bottom View)

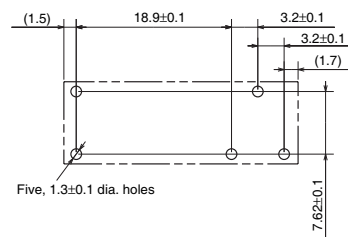


(Indicates average dimensions.)

G6RL-1 G6RL-1-ASI G6RL-14-ASI



PCB Mounting Holes (Bottom View)



Terminal Arrangement/Internal Connections (Bottom View)



(Indicates average dimensions.)

Approved Standards

The approval ratings for overseas models are different from the performance values determined individually. Confirm the values before use.

UL Recognized: (File No. E41643)

Models	Contact from	Coil ratings	Contact ratings	Number of test operations
G6RL-1A	SPST-NO (1a)	3 to 48 VAC	10 A, 250 VAC (NO) (Resistive) 85°C 8 A, 250 VAC (Resistive) 85°C 5 A, 30 VDC (Resistive) 85°C	6,000
G6RL-1	SPDT (1c)			
G6RL-1A(4)-ASI	SPST-NO (1a)			
G6RL-1(4)-ASI	SPDT (1c)			

EN/IEC, VDE Certified: (EN61810-1) (Certificate No. C266)

Models	Contact from	Coil ratings	Contact ratings	Number of test operations
G6RL-1A-(ASI)	SPST-NO (1a)	3, 5, 6, 12, 24, 48 VDC	10 A, 250 VAC (NO) 85°C	10,000
G6RL-1-(ASI)	SPDT (1c)		8 A, 250 VAC 85°C	30,000
			5 A, 30 VDC 85°C	50,000
G6RL-1A4-ASI	SPST-NO (1a)	3, 5, 6, 12, 24, 48 VDC	10 A, 250 VAC (NO) 85°C	10,000
G6RL-14-ASI	SPDT (1c)		8 A, 250 VAC 85°C	
			5 A, 30 VDC 85°C	

EN/IEC, VDE Certified: (EN 60947-5-1) (Certificate No. C266)

Models	Contact ratings	Number of test operations
G6RL-1(A)(4)	AC15 (NO) AC240, 3 A, cos φ 0.3, Room temperature	6,000
	DC13 DC125, 0.22A, 165ms, Room temperature	
	DC13 DC250, 0.1A, 150ms, Room temperature	
G6RL-1(A)-ASI	AC15 AC240, 3 A, cos φ 0.3, Room temperature	
	DC13 DC125, 0.22A, 165ms, Room temperature	
	DC13 DC250, 0.1A, 150ms, Room temperature	
G6RL-1(A)4-ASI	AC15 AC240, 3 A, cos φ 0.3, Room temperature	
	DC13 DC125, 0.22A, 165ms, Room temperature	

EN/IEC, VDE (60947-4-1) (Certificate No. C266)

Models	Contact ratings	Number of test operations
G6RL-1(A) G6RL-1(A)-ASI	AC1 AC250V 8 A 85°C	6,000
	AC3 AC250V 2 A 85°C	
	DC1 DC24V 5 A 85°C	
	DC3 DC24V 2 A 85°C	

EN/IEC, VDE (EN60730-1) (Certificate No. 40021033)

Models	Coil ratings	Contact ratings	Number of test operations
G6RL-1(A)	3, 5, 6, 12, 24, 48 VDC	2 (2) A AC250V 65°C	100,000
		6 (4) A (NC) AC250V 65°C	
		8 (4) A (NO) AC250V 85°C	
G6RL-1(A)-ASI		2 (2) A AC250V 65°C	
		6 (4) A (NC) AC250V 65°C	
		8 (4) A (NO) AC250V 85°C	

EN/IEC

Models	CE Marking	Applicable Safety Category	Basic Requirements of Machinery Directive/Low-voltage Directive	
			Applicable Standard No.	Application Standard No.
G6RL	–	1	EN61810-1	–

Note. Basic requirements of EMC directives (EMI standard No., EMS standard No., Certification Body, File No., Applicable time) ... not applicable.

Creepage distance	10 mm
Clearance distance	10 mm
Insulation material group	IIIa
Rated Insulation Voltage	250 V
Pollution degree	3
Rated voltage system	250 V
Overvoltage category	III
Tracking Index of relay base	PTI 250 V min. (housing parts)
Flammability class according to UL94	V-0
Ball pressure test (IEC 60695-10-2)	170°C