

General Specifications

Reliability, calculated MTBF at +25°C acc. to IEC 61709	– TSPC 080 2.4 Mio. h – TSPC 120 2.5 Mio. h – TSPC 240 1.7 Mio. h – TSPC 480 1.4 Mio. h
Isolation	according to IEC/EN 60950-1, UL 60950-1, UL 508
Safety standards	– Information technology equipment IEC/EN 60950-1, UL 60950-1, CSA 22.2 No 60950-1-07 – Industrial control equipment UL 508, CSA-C22.2 No.107 – Electrical equipment for machines EN 60204-1 – Electronic equipment for power installation EN 50178 – Safety of transformers EN 61558-2-6, EN 61558-2-16 – Control equipment for hazardous location EN 60079-15 II3G EX nA IIC T4 – ATEX (for IP 54 enclosure) certificate no. EPS 10 ATEX 1 269 X – UL hazloc (TSPC 050-124HL only) UL 121201 Class I; Div 2; Groups A,B,C & D; T4 – Certification documents www.tracopower.com/overview/tspc
Class of protection	safety class I (IEC 536)
Degree of protection	IP 20 (IEC/EN 60529)
Electromagnetic compatibility (EMC), Emissions	EN 61000-6-3, EN 61204-3 – Conducted RI suppression on input EN 55011 class B, EN 55022 class B, – Radiated RI suppression EN 55011 class B, EN 55022 class B,
Electromagnetic compatibility (EMC), Immunity	EN 61000-6-2, EN 61204-3 – Electrostatic discharge (ESD) IEC/EN 61000-4-2 4 kV / 8 kV criteria B – Radiated RF field immunity IEC/EN 61000-4-3 10 V / m criteria A – Electrical fast transient / burst immunity IEC/EN 61000-4-4 2 kV criteria B – Surge immunity IEC/EN 61000-4-5 1 kV / 2 kV criteria B – Immunity to conducted RF disturbances IEC/EN 61000-4-6 10 V criteria A – Power frequency field immunity IEC/EN 61000-4-8 30 A / m criteria A – Mains voltage dips and interruptions IEC/EN 61000-4-11 criteria B/C
Environment	– Vibration acc. IEC 68-2-6; 3 axis, sine sweep, 10 – 55 Hz, 1 g, 1 oct/min – Shock acc. IEC 60068-2-27 3 axis, 15 g half sine, 11 ms
Enclosure material	aluminium (chassis) / stainless steel (cover)
Mounting	– DIN-rail mounting for DIN-rails as per EN 50022-35x15/7.5 (snap-on with self-locking spring) – Wall mounting (option) with wall mounting bracket - see page 12
Environmental compliance	– Reach www.tracopower.com/info/reach-declaration.pdf – RoHS RoHS directive 2011/65/EU
Connection	– Input / Output screw terminals – Power Good signal (mating connector) Phoenix contact MC 1,5/2-ST-3,5 (not included)
Installation instructions	www.tracopower.com/overview/tspc

Accessories (optional)



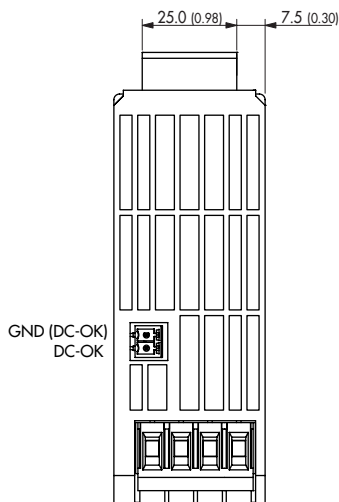
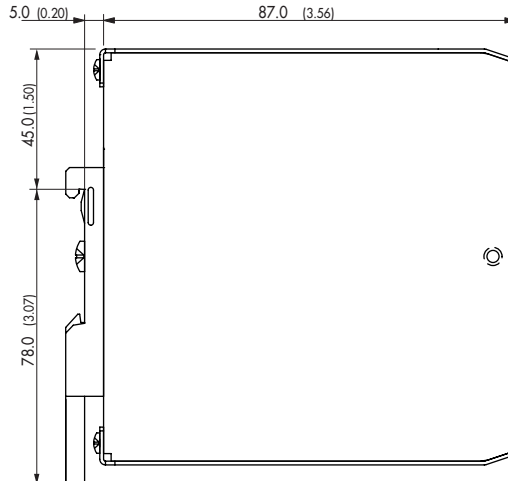
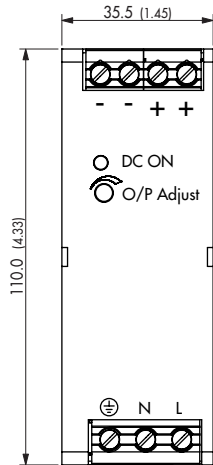

Decoupling module for redundant operation see: www.tracopower.com/products/tspc-dcm.pdf



Wall mounting brackets: see last page

Outline Dimensions

TSPC 050-112
TSPC 050-124(HL*)



*TSPC 050-124HL contains mating plug on DC-OK connector fitted with cable tie which enlarges height of product 9mm max.

All specifications valid at nominal input voltage, full load and +25°C after warm-up time unless otherwise stated.