

Type C1T

Surface Mount Slow Blow Chip Fuse

HF Pb C1T Series - 1206 Size



RoHS 6 Compliant


Features

- Slow Blow
- Small size, 1206 SMD
- Current rating from 750mA to 5A
- Wide operating temperature range from -55 °C to 125 °C
- Tape and Reel for automatic SMD placement
- Compatible with 260°C IR Pb-free and wave soldering process
- RoHS 6 compliant (MSL = 1)
- Halogen Free
- Leadfree

Applications

- Notebook
- LCD monitor
- PC computer
- Office electronic equipment
- Industrial equipment
- Medical equipment
- POE, POE+
- LCD / LED monitor
- Power supply
- LCD / LED TV
- DC-DC Converter

LEAD FREE = 
 HALOGEN FREE = 



Typical Part Marking

Fuse body (ceramic white side) marked with marking code.

Example:




Current Rating	Marking Code	Current Rating	Marking Code
750mA	TM	2.5A	TT
1A	T1	3A	T3
1.25A	TP	3.5A	TZ
1.5A	TR	4A	T4
2A	T2	5A	T5

Electrical Characteristics (UL STD. 248-14)



Testing Current	Blow Time	
	Minimum	Maximum
100%	4 Hrs.	N/A
200%	1 Sec	120 Sec
300%	0.1 Sec	3 Sec
800%	0.002 Sec	0.05 Sec

Safety Agency Approvals

SAFETY AGENCY	SAFETY AGENCY CERTIFICATE	VOLTAGE RATING (V)	AMPERE RANGE / VOLT @ I.R. ABILITY*
	E20624	750mA - 5A / 63V AC/DC	750mA - 5A / 50A@ 63V AC/DC

* I.R. = INTERRUPTING RATING = SHORT CIRCUIT RATING (AMPS)

Physical Specifications

Materials	Body : Ceramic Substrate
	Terminations : Ag / Ni / Sn (100% Lead-free)
	Element Cover Coating : Lead-free Glass
Marking	On Fuse :
	Marking Code
	On Label :
	"bel", "C1T", "Current Rating", "Voltage Rating", "Interrupting Rating", "Appropriate Safety Logos" and "  ", "  " (China RoHS compliant).

Specifications subject to change without notice



Bel Fuse Inc.
 206 Van Vorst Street
 Jersey City, NJ 07302 USA

+1 201.432.0463
 techhelp@belf.com
belfuse.com

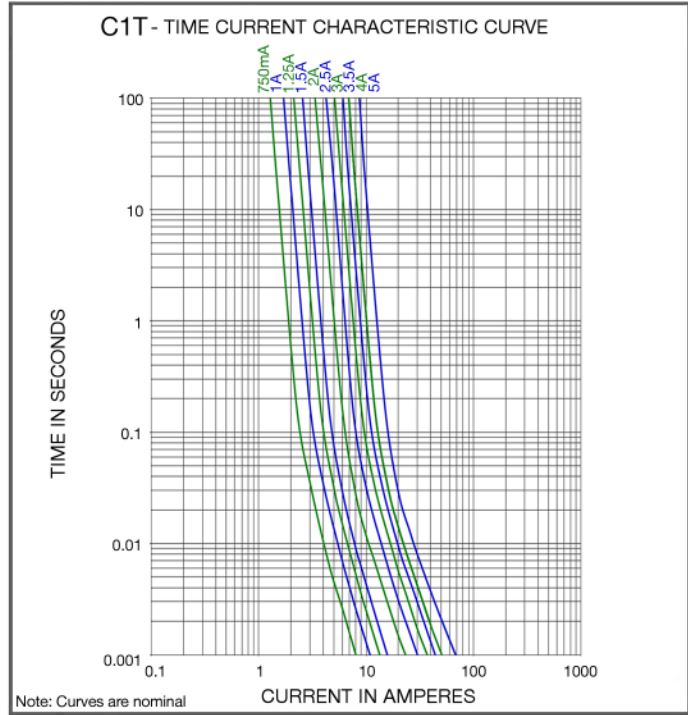
Type C1T

Surface Mount Slow Blow Chip Fuse

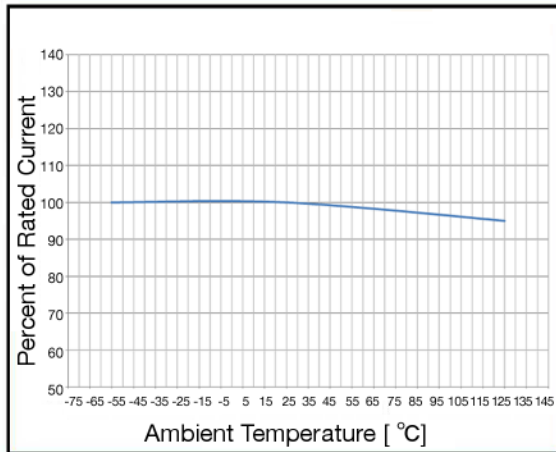
HF Pb C1T Series - 1206 Size

RoHS 6 Compliant


Average Time Current Curve



Temperature Derating Curve



Electrical Specifications

Part Number	Ampere Rating (A)	Marking Code	Nominal Cold Resistance (ohms)	Maximum Volt-drop @100% In (Volt) max.	Voltage and Interrupting Ratings	Nominal Melting I ² T @10 In (A ² Sec)	Maximum Power Dissipation @100% In (W)	Agency Approvals
								
0685T0750-01	750mA	TM	0.845	0.795	See Table of Safety Approvals on Page 1 for Voltage and associated Interrupting Ratings	0.06	0.60	Y
0685T1000-01	1A	T1	0.494	0.597		0.12	0.60	Y
0685T1250-01	1.25A	TP	0.305	0.541		0.20	0.68	Y
0685T1500-01	1.5A	TR	0.205	0.436		0.23	0.65	Y
0685T2000-01	2A	T2	0.123	0.325		0.63	0.65	Y
0685T2500-01	2.5A	TT	0.072	0.274		1.07	0.69	Y
0685T3000-01	3A	T3	0.054	0.232		1.64	0.70	Y
0685T3500-01	3.5A	TZ	0.042	0.194		2.28	0.68	Y
0685T4000-01	4A	T4	0.030	0.195		2.56	0.78	Y
0685T5000-01	5A	T5	0.021	0.157		5.3	0.79	Y

Consult manufacturer for other ratings

Specifications subject to change without notice

NOTES: Test Conditions

All test for ratings 750mA - 5A were conducted with fuse samples soldered on a PCB (1.6mm thick) test board with copper traces measuring 0.035 mm (35 um) nominal thickness (1 oz. clad), 5mm wide and 100 mm overall length.

Device designed to be mounted with marking facing up.

Device designed to carry rated current for 4 hours minimum. It is recommended that device be operated continuously at no more than 80% of rated current when in a +25°C ambient, with further derating at elevated ambient temperatures.



Bel Fuse Inc.
206 Van Vorst Street
Jersey City, NJ 07302 USA

+1 201.432.0463
techhelp@belf.com
belfuse.com

Type C1T

Surface Mount Slow Blow Chip Fuse

HF Pb C1T Series - 1206 Size

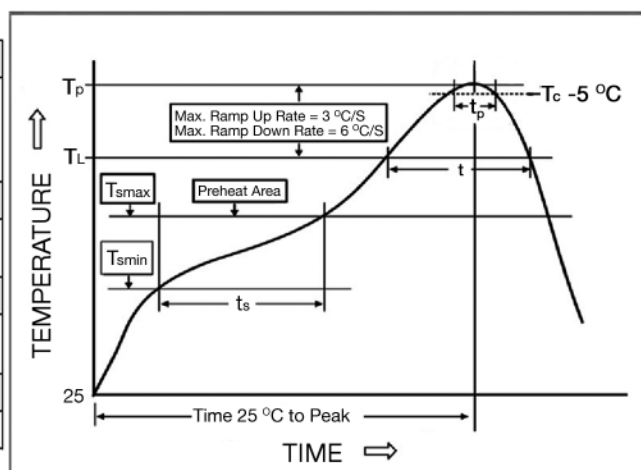
RoHS 6 Compliant

Environmental Specifications

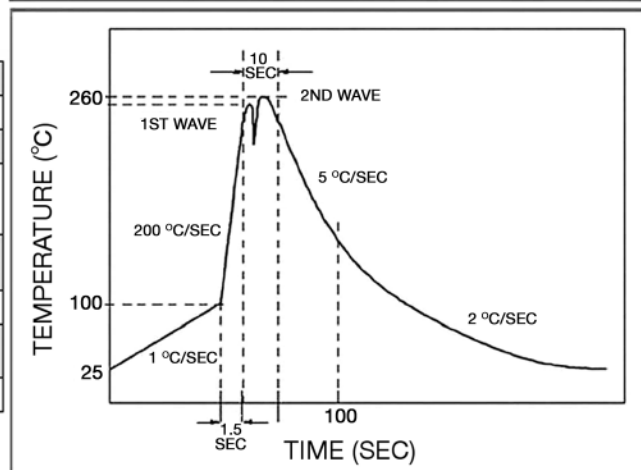
Shock Resistance	MIL-STD-202G, Method 213B, Test Condition 1 (100 G's peak for 6 milliseconds; Sawtooth waveform)
Vibration Resistance	MIL-STD-202G, Method 201A(10-55 Hz,0.06 inch, total excursion).
Salt Spray Resistance	MIL-STD-202G, Method 101E, Test Condition B(48 hrs).
Insulation Resistance	MIL-STD-202G, Method 302, Test Condition A (After Opening) 10,000 ohms minimum.
Solderability	MIL-STD-202G, Method 208H
Resistance to solder Heat	MIL-STD-202G, Method 210F, Test Condition C. Top Side(260 °C, 20 sec) MIL-STD-202G, Method 210F, Test Condition D.Bottom Side(260 °C,10 sec)
Thermal Shock	MIL-STD-202G, Method 107G, Test Condition B (-65 °C to +125 °C).
Operating Temperature	-55 °C to +125 °C
Moisture Sensitivity Level	1 (According to IPC J-Std-020)

Soldering Parameters

IR Reflow Profile (IPC/JEDEC J-STD-020D)	
Preheat & Soak	
Temperature min (T _{sm} min)	150 °C
Temperature max (T _{sm} max)	200 °C
Time (T _{sm} min to T _{sm} max) (t _s)	60 -120 seconds
Average ramp-up rate (T _{sm} max to T _p)	3 °C/second max.
Liquidous temperature (T _L)	217 °C
Time at liquidous (t _l)	60 - 150 seconds
Peak temperature (T _p)	260 °C max
Time (t _p) within 5 °C of the specified classification temperature (T _c)	30 seconds
Average ramp-down rate (T _p to T _{sm} max)	6 °C/second max.
Time 25 °C to peak temperature	8 minutes max.



Lead-free Wave Soldering Profile	
Wave Soldering Parameter	
Average ramp-up rate	200 °C / second
Heating rate during preheat	typical 1 - 2 °C / second Max 4 °C / second
Final preheat temperature	within 125 °C of soldering temperature
Peak temperature Tp	260 °C
Time within +0 °C / -5 °C of actual peak temperature	10 seconds
Ramp-down rate	5 °C / second max.



Specifications subject to change without notice



Bel Fuse Inc.
206 Van Vorst Street
Jersey City, NJ 07302 USA

+1 201.432.0463
techhelp@belf.com
belfuse.com

Type C1T

Surface Mount Slow Blow Chip Fuse

HF (Pb) C1T Series - 1206 Size

RoHS 6 Compliant

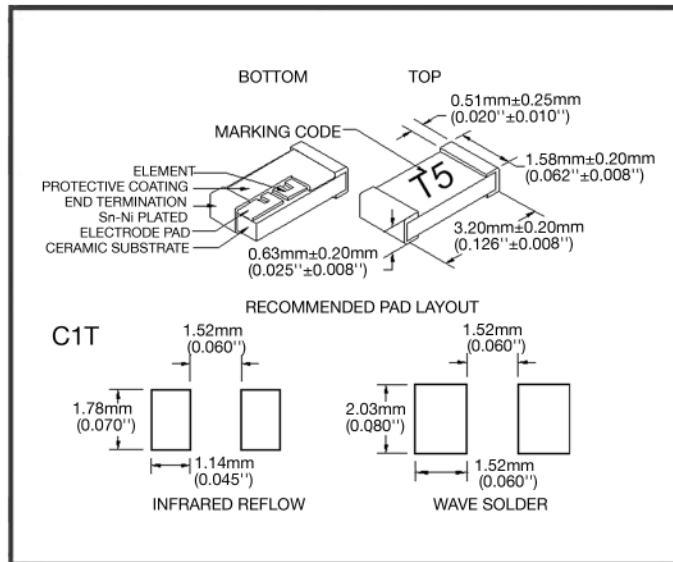
Fuse FGNO Explanation

0685 T [XXXX] - XX

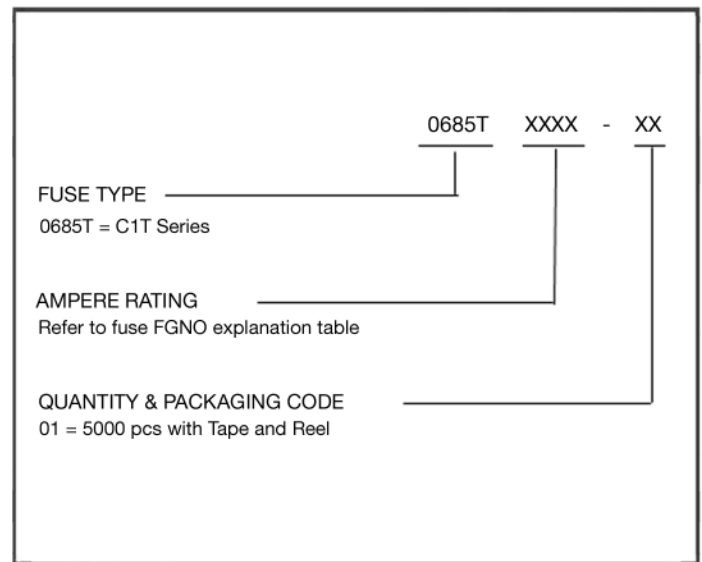
0685T=C1T; [XXXX]=Ampere Rating; XX=See Ordering Information as below

Fraction	Decimal	Milliamps	Bel FGNO[XXXX]	Fraction	Decimal	Amps	Bel FGNO[XXXX]
3/4	0.750	750	0750		1.0	1	1000
				1-1/4	1.25	1.25	1250
				1-1/2	1.50	1.5	1500
					2.0	2	2000
				2-1/2	2.5	2.5	2500
					3.0	3	3000
				3-1/2	3.5	3.5	3500
					4.0	4	4000
					5.0	5	5000

Mechanical Dimensions



Ordering Information



Packaging

Packaging Tape & Reel	Packaging Specification	Quantity	Quantity & Packaging Code
8 mm wide tape with 7 inches Diameter reel	EIA Standard 481-E	5000	0685TXXXX-01

Specifications subject to change without notice



Bel Fuse Inc.
206 Van Vorst Street
Jersey City, NJ 07302 USA

+1 201.432.0463
techhelp@belf.com
belfuse.com