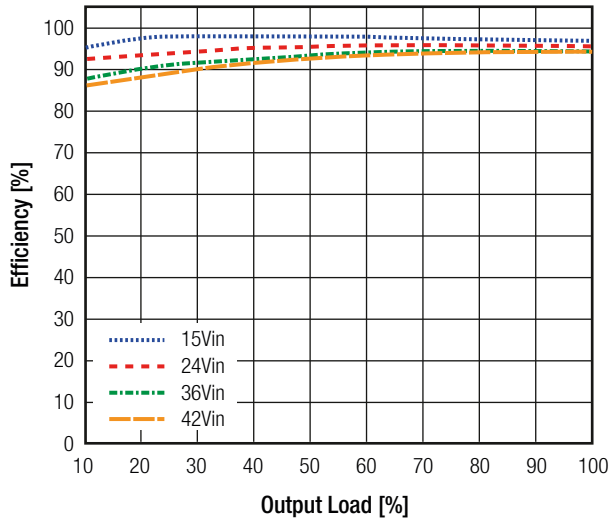


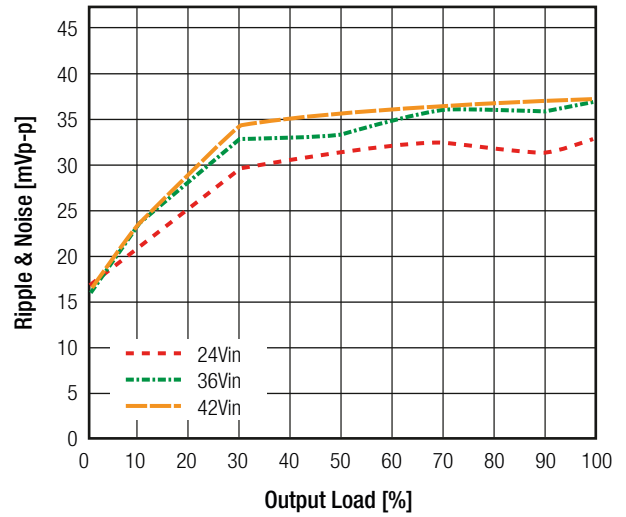
Specifications (measured @ Ta= 25°C, 10% minimum load, unless otherwise stated)

R-78T12-1.0

Efficiency vs. Load



Ripple vs. Load



**REGULATIONS**

Parameter	Condition		Value
Output Accuracy	full load		±2.0% typ. / ±3.0% max.
Line Regulation	low line to high line, full load		±0.2% typ.
Load Regulation	10% to 100% load		±0.4% typ.
Transient Response	50mA/uS	100% - 50% load	±250mV max.

**PROTECTIONS**

Parameter	Condition	Value
Short Circuit Protection (SCP)		current limited to 3.5A typ.

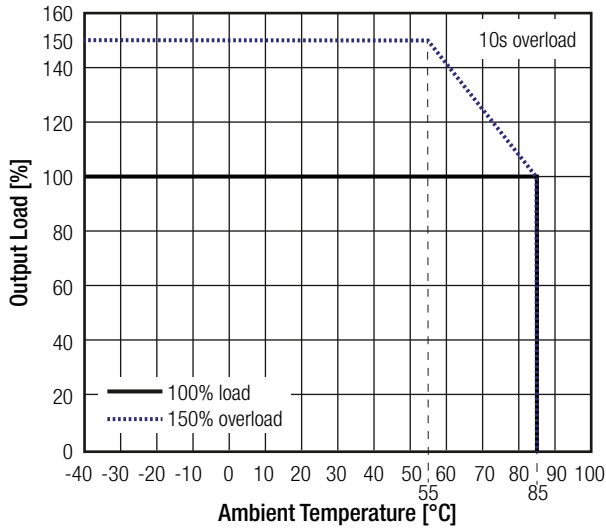
**ENVIRONMENTAL**

Parameter	Condition		Value
Operating Temperature Range	with derating @ free air convection (see graph)		-40°C to +85°C
Operating Humidity	non-condensing		5% - 95% RH max.
MTBF	according to MIL-HDBK-217F, G.B.	+25°C	6318 x 10 <sup>3</sup> hours

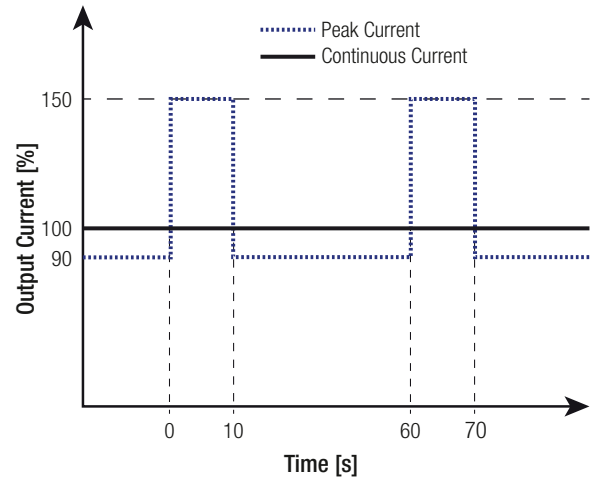
continued on next page

**Specifications** (measured @ Ta= 25°C, 10% minimum load, unless otherwise stated)

**Derating Graph**  
(@ Free air convection)



**Overload Capability Graph**



**SAFETY AND CERTIFICATIONS**

Certificate Type (Safety)	Report / File Number	Standard
EAC	RU-AT.49.09571	TP TC 004/2011
RoHs 2+		RoHS-2011/65/EU + AM-2015/863

**DIMENSION AND PHYSICAL CHARACTERISTICS**

Parameter	Type	Value
Material	PCB	FR4, (UL94 V-0)
Dimension (LxWxH)	"/AC" or "/AL" "/FC"	23.0 x 27.2 x 10.0mm 23.0 x 29.4 x 8.0mm
Weight		4.5g typ.

continued on next page