

DIODE MODULE 75A/800V

PT768

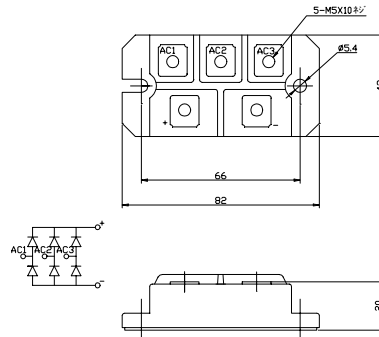
FEATURES

- * Isolated Base
- * 3 Phase Bridge Circuit
- * High Surge Capability
- * UL Recognized, File No. E187184

TYPICAL APPLICATIONS

- * Rectified For General Use

OUTLINE DRAWING



Maximum Ratings

Approx Net Weight:180g

Parameter	Symbol	Type / Grade	Unit
		PT768	
Repetitive Peak Reverse Voltage *1	V_{RRM}	800	V
Non Repetitive Peak Reverse Voltage *1	V_{RSM}	1000	

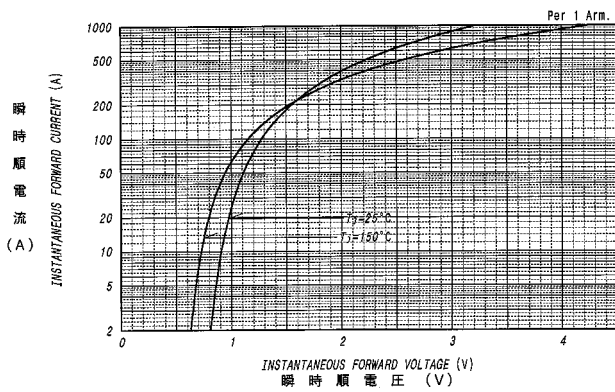
Parameter		Conditions	Max Rated Value	Unit
Average Rectified Output Current	$I_{O(AV)}$	3-Phase Full Wave Rectified $T_c=112^{\circ}C$	75	A
Surge Forward Current *1	I_{FSM}	50 Hz Half Sine Wave, 1Pulse Non-repetitive	1000	A
I Squared t *1	I^2t	2msec to 10msec	5000	A ² s
Operating Junction Temperature Range	T_{jw}		-40 to +150	$^{\circ}C$
Storage Temperature Range	T_{stg}		-40 to +125	$^{\circ}C$
Isolation Voltage	Viso	Base Plate to Terminals, AC1min	2000	V
Mounting torque	Case mounting	Greased	M5 Screw	N.m
	Terminals	M5		
	F_{tor}		2.4 to 2.8	

Electrical • Thermal Characteristics

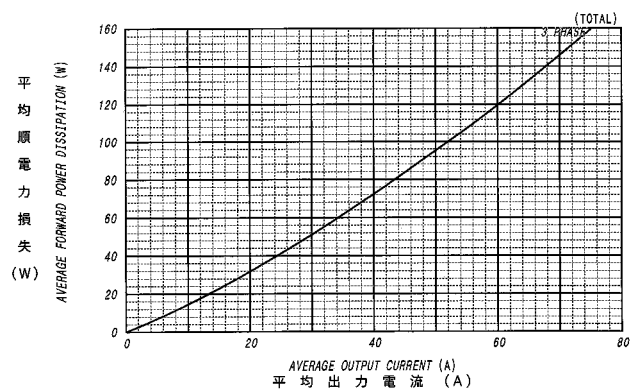
Characteristics	Symbol	Test Conditions	Max.	Unit
Peak Reverse Current *1	I_{RM}	$V_{RM}= V_{RRM}, T_j= 150^{\circ}C$	10	mA
Peak Forward Voltage *1	V_{FM}	$I_{FM}= 75A, T_j=25^{\circ}C$	1.2	V
Thermal Resistance	$R_{th(j-c)}$	Junction to Case (Total)	0.24	$^{\circ}C/W$
	$R_{th(c-f)}$	Base Plate to Heat Sink with Thermal Compound (Total)	0.06	

*1: Value Per 1Arm

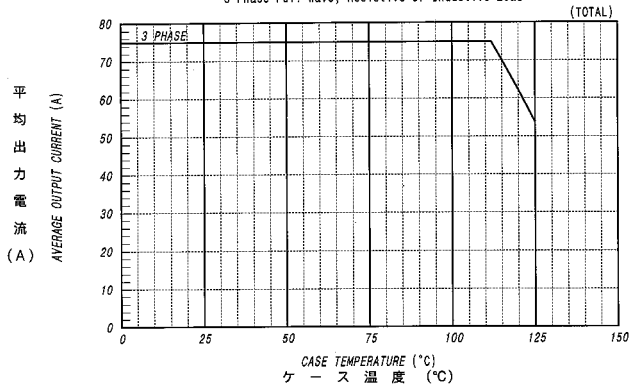
順電圧特性
FORWARD CURRENT VS. VOLTAGE



平均順電力損失特性
AVERAGE FORWARD POWER DISSIPATION



平均出力電流 - ケース温度定格
AVERAGE OUTPUT CURRENT VS. CASE TEMPERATURE



サージ順電流定格
SURGE CURRENT RATINGS

