

486747

Lenze



Global Drive

Servo motors

MDXK / MDFQA

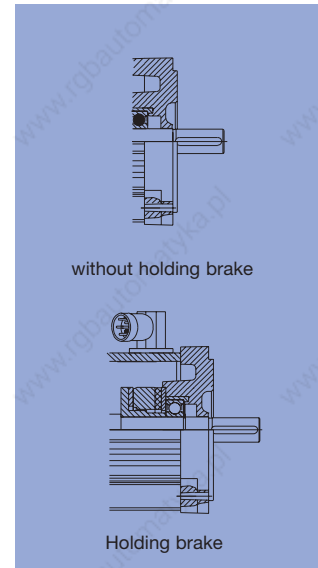

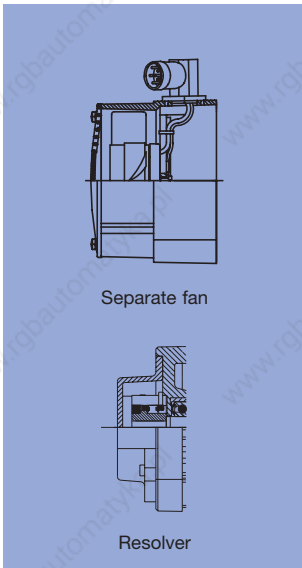
synchronous / asynchronous

System overview

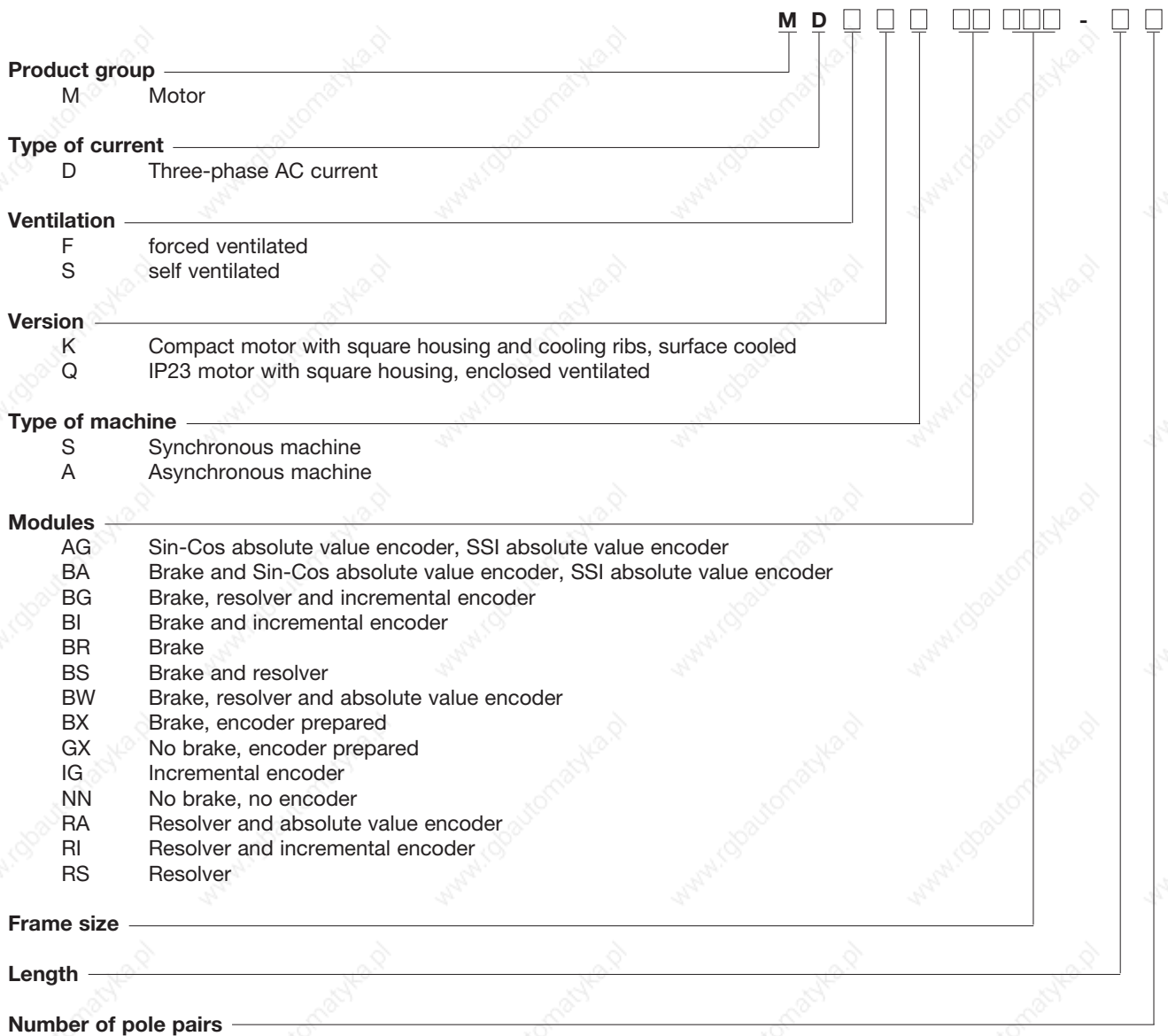
Servo motors

In the Global Drive System, asynchronous and synchronous motors perfectly match the controllers. Thanks to modular design and the planned options it is possible to select a suitable drive. Further assets of Global Drive servo motors are: small size, long life and high operational safety.

Comfortable system cables with plug-in connectors enable easy connection. Modern production processes ensure a good price/performance ratio. This catalogue describes all preference types which are available within 15 working days as well as all industry types which require a delivery time of 30 working days. We would like to present further options of this modular design personally.



Product code



Introduction of Lenze

No matter which drive solution you imagine – we make your dreams come true.

According to our maxim „one stop shopping“ we offer you a complete programme of electronic and mechanical drive systems which are distinguished by reliability and efficiency.

Our supply range includes frequency inverters, speed controllers, variable speed drives, gearboxes and motors as well as clutches and brakes.

Lenze is thus the competent partner for your application – not only as supplier for single components but also for complete drive systems including planning, execution and commissioning. Furthermore, a world-wide service and distribution network allows a qualified customer advisory

service on site and a fast and extensive after sales service. Our quality assurance system for development, production, sales and service is certified to DIN ISO 9001. Our customers set the scale for measuring the quality of our products. Our task is to meet your requirements. Customer orientation as a Lenze principle means the highest quality.

See for yourself.



List of abbreviations

Abbreviations used in this catalogue

h	[mm]	Axis height	MDFQA	Enclosed ventilated asynchronous servo motor, forced ventilated (MDFQA)
n_{rated}	[min ⁻¹]	Rated speed	MDXKX	Asynchronous or synchronous servo motor, self or forced ventilated (MDSKA/MDSKS or MDFKA/MDFKS)
M_{rated}	[Nm]	Rated torque	MDSKX	Asynchronous or synchronous servo motor self ventilated (MDSKA/MDFKA)
P_{rated}	[kW]	Rated power	MDFKX	Asynchronous servo motor, self ventilated or forced ventilated (MDSKA/MDFKA)
I_{rated}	[A]	Rated current	MDXKA	Asynchronous servo motor, self ventilated or forced ventilated (MDSKA/MDFKA)
I₀	[A]	Continuous current at standstill	MDXKS	Synchronous servo motor, self ventilated or forced ventilated (MDXKS/MDFKS)
f_{rated}	[Hz]	Rated frequency	AC	AC voltage
M_{max}	[Nm]	Maximum torque	DC	DC voltage
I_{max}	[A]	Maximum current	DIN	Deutsches Institut für Normung
n_{max}	[min ⁻¹]	Maximum speed	EMC	Electromagnetic compatibility
J_{load}	[kgcm ²]	Moment of inertia load machine	EN	European Standard
M_{load}	[Nm]	Torque load machine	IEC	International Electrotechnical Commission
M₀	[Nm]	Continuous torque at standstill	IP	International Protection Code
M_{cont}	[Nm]	Continuous torque	NEMA	National Electrical Manufacturers Association
M_{perm}	[Nm]	Permissible torque	VDE	Verband deutscher Elektrotechniker
η_{gearbox}		Gearbox efficiency	CE	Communauté Européenne
J_{mot}	[kgcm ²]	Moment of inertia motor	IM	International Mounting Code
m	[kg]	Mass		
cosφ_N		Power factor asynchronous motor		
U_{rated}	[V]	Rated voltage		
F_a	[N]	Permissible axial force		
F_{r1}	[N]	Permissible radial force at shaft middle		
F_{r2}	[N]	Permissible radial force at shaft end		
i		Gearbox ratio		
M_B	[Nm]	Holding torque brake		
J_B	[kgcm ²]	Moment of inertia brake		

Global Drive servo motors

Product information

_____	8
-------	---

Selection of servo motors

General data _____	9
Preference types _____	10
Rated data MDXKS _____	11
Rated data MDXKA _____	12
Rated data MDFQA _____	13
Torque-limit characteristics _____	14

Technical data of servo motors

Permissible shaft load _____	38
Fan modules _____	39
Brake modules _____	40
Angle and speed controller modules _____	42
Resolver modules _____	42
SinCos absolute value encoder modules _____	43
Incremental encoder modules _____	43
KTY temperature sensor modules _____	44
Thermostat modules _____	44
Plug-in connectors _____	45
Terminal box _____	48

Dimensions of servo motors

Synchronous servo motor MDSKS 036 _____	51
Synchronous servo motor MDSKS 056 _____	52
Synchronous servo motor MDXKS 071 _____	53
Asynchronous servo motor MDSKA 056 _____	54
Asynchronous servo motor MDXKA 071 _____	55
Asynchronous servo motor MDXKA 080 _____	56
Asynchronous servo motor MDXKA 090 _____	57
Asynchronous servo motor MDXKA 100 _____	58
Asynchronous servo motor MDXKA 112 _____	59
Asynchronous servo motor MDFQA 100...132 _____	60

Application examples

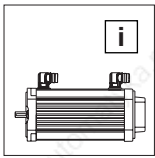
Application of a servo controller _____	62
Possible combinations with controllers _____	64
Connection _____	68
EC Directives _____	69

Order forms

Servo motor MDXK _____	71
Servo motor MDFQA _____	74

Lenze worldwide

_____	76
-------	----



Product information

Servo motors MDXK and MDFQA

Today, servo drive systems must fulfil highest demands. With Global Drive, Lenze succeeded in combining different drive components to form a perfectly matching system. The programme of servo motors for the power range up to 60.1 kW is completed by brushless synchronous servo motors for the lower power range from 0.25 to 4.2 kW. Compared with standard three-phase AC motors, these servo motors provide a very low moment of inertia, low weight, high maximum speed and a wide speed-setting range.

High dynamic response and accuracy

Servo motors provide a low moment of inertia and a high overloadability. Optimum temperature-independent control features are achieved by continuously measuring the temperature with an integrated temperature sensor. Together with servo inverters of series 9300, the motors ensure high speed accuracy, best concentricity and high angle acceleration.

Long service life

The high quality standard, Lenze sets for all components, meets the requirements of modern drive technology for operational safety and service life. A reinforced isolation with thermal reserve (coated wire to thermal class H, class F temperature rise) ensures a long service life of the winding. Prestressed rolling bearings with high temperature resistant lubrication ensure a long service life.

Operational safety

Enclosure IP54 of MDXK motors ensures good protection against dust and water ingress. MDFQA motors up to 60.1 kW are protected by enclosure IP23.

CE conformity

Of course, Lenze servo motors MDXK and MDFQA comply with the EC Directives:

- CE conformity to the Low Voltage Directive
- CE conformity to the Electromagnetic Compatibility of a typical drive configuration with inverter.

The electromagnetic compatibility can be easily guaranteed by using predetermined system cables.

No compromises with the output speed

The wide ratio range of gearboxes combined with the small ratio step of 1.12 enables the exact selection of the output speed range required.

Compact

The high power density of the motors facilitates small drive units.

Especially compact drives are formed by using geared servo motors with directly connected motors.

Adaptability

The modular motor design and the number of planned variants facilitate the selection of the motor for your application.

Thanks to the variety of output designs of motors and geared motors, the drives fulfil many application requirements:

- Servo motors with cylindrical shaft end with or without key
- Servo motors with flanges provided with through hole bores for mounting position B5, with threaded bores for mounting position B14.
- Geared servo motors with solid shaft, hollow shaft or hollow shaft with shrink disc.
- Geared servo motors with or without flange, foot or centring
- Different integrated angle encoders ensure the accuracy required:
 - Resolver as standard solution, optimised characteristic because of internal improvement of the resolver accuracy. SinCos absolute value encoder as industry type for highest accuracy. Incremental encoder with 2048 pulses as preference type for MDFQA and as industry type for MDXK.

Low noise

High chopper frequency of the inverters (up to 16 kHz) result in a low noise generation.

In addition, optimised tooth geometry and internally ribbed cast iron housings of Lenze Gearboxes reduce the noise generated.

Reduced backlash

The application of backlash-free permanent magnet holding brakes enables a defined holding of a position even when no voltage is applied.

Compared with other gearboxes, backlash-free connection elements of Lenze Gearboxes and the high splining quality achieved by precise production ensure a low backlash at the output of geared servo motors.

Special types

Special applications require special motor designs.

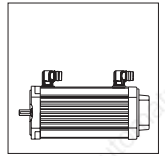
Possible options are e.g.:

- incremental encoder as feedback with 4096 pulses
- second feedback.

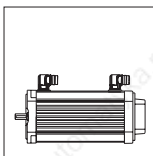
We are prepared to give more detailed information.

Selection

General data



	Synchronous servo motors Series MDSKS, MDFKS	Asynchronous servo motors Series MDSKA, MDFKA	Asynchronous servo motors MDFQA
Enclosure	IP54 / IP65		IP23
Thermal class (VDE 0530)	Thermal class F use, Insulation (coated wire) as thermal class H		
UL-conformity	UL listed material for coated wire, brush leads, insulation material		
Dielectric strength	Max. voltage amplitude $\hat{V} = 1.5 \text{ kV}$ Max. rate of voltage rise $du/dt = 5 \text{ kV}/\mu\text{s}$		
Vibrational severity	N	N frame sizes 056 and 071, R as of frame size 80	N
Concentricity, eccentricity, coaxiality (DIN 42955)	N	N frame sizes 056 and 071, R as of frame size 80	N
Mechanical tolerance	Diameter shaft end d $\emptyset 11$ to $\emptyset 38$: k6, d $\emptyset 55$: m6 Diameter centring flange b1 : J6		
Temperature monitoring (no complete protection)	Continuous temperature sensor (KTY 83-110)		
Connection	1 plug for each: Motor and brake Resolver and temperature sensor, separate fan (as of frame size 071) or terminal box		Motor connection as terminal box, encoder connection with plug
Temperature range	-20 to + 40 °C without power derating (without brake, non-ventilated) -10 to + 40 °C without power derating (with brake) -15 to +40 °C without power derating (separately ventilated)		
Surface temperature	Self ventilated motors (MDSK) up to 140 °C Forced ventilated motors (MDFK) up to 110 °C		to 110 °C
Installation height	up to 1000 m a. m. s. l. without power derating		
Demagnetising limit	$> 4 \cdot I_{\text{rated}}$ with self ventilation $> 2,9 \cdot I_{\text{rated}}$ with forced ventilation	Demagnetisation not possible	
Maximum torque	$> 4 \cdot M_{\text{rated}}$ with self ventilation $> 2,9 \cdot M_{\text{rated}}$ with forced ventilation	$> 5 \cdot M_{\text{rated}}$	
Rated speed	3000 min ⁻¹	1635-4160 min ⁻¹	550-2935 min ⁻¹
Angle encoder	Resolver / Sin-Cos encoder	Resolver / incremental encoder / Sin-Cos absolute value encoder	
Mounting position	B5 / B14		B5 / B35
Bearing	Deep groove ball bearing with high-temperature resistant grease, 2 seals		
	Locating bearing at A-side		at B-side
Shaft end	with / without key		
Brake	with or without permanent magnet holding brake at A-side		with and without spring- operated brake
Fan	Axial fan as of frame size 071 possible		Radial fan
Colour	Black, RAL 9005		



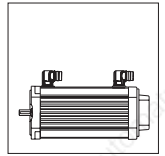
Selection

Technical data

Preference and industry type of servo motors

Motor type		Motor series MDXKX											MDFQA				
		Synchronous motors						Asynchronous motors					Asynchr.-IP23				
		MDSKXX 036-13	MDSKXX 036-23	MDSKXX 056-23	MDSKXX 056-33	MDXKXX 071-03	MDXKXX 071-13	MDXKXX 071-33	MDXKAXX 056-22	MDXKAXX 071-22	MDXKAXX 080-22	MDXKAXX 090-22	MDXKAXX 100-22	MDXKAXX 112-22	MDFQAXX 100-22	MDFQAXX 112-22	MDFQAXX 132-32
Version																	
Ventilation	Self ventilation	●	●	●	●	●	●	●	●	●	○	○	○	●	●	●	
	Forced ventilated					●	●	●	●	●	●	●	●	●	●	●	●
Enclosure	IP54	●	●	●	●	●	●	●	●	●	●	●	●				
	IP65 (only with self ventilation)			○	○	○	○	○	○	○	○	○	○				
	IP23s													●	●	●	
Frequency / speed	>100 Hz, >2800 min ⁻¹	●	●	●	●	●	●	●	●	○	○	○	○	●	●	●	
	<100 Hz, <2500 min ⁻¹													●	●	●	●
Mounting position	B14C105			●	●			●									
	B14C160					●	●	●									
	B5 FF75	●	●														
	B5A120 FF100			●	●			●									
	B5A160 FF130					●	●	●		●							
	B5A200 FF165									●	●						
	B5A250 FF215											●	●				
	B5A300 FF265												●	●			
	B5A400 FF350																●
	B35A250 FF215													●			
	B35A300 FF265														●	●	●
directly connected gearbox B9				○	○	○	○	○	○	○	○	○	○				
Shaft end	11 x 23 MP with key	●	●														
	14 x 30 MP with key			●	●			●									
	19 x 40 MP with key					●	●	●		●							
	24 x 50 MP with key									●	●						
	28 x 60 MP with key											●					
	38 x 80 MP with key												●	●	●	●	
	55 x 110 MP with key																●
	11 x 23 OP without key	●	●														
	14 x 30 OP without key			●	●			●									
	19 x 40 OP without key					●	●	●		●							
	24 x 50 OP without key									●	●						
	28 x 60 OP without key											●					
	38 x 80 OP without key												●	●	●	●	
55 x 110 OP without key																●	
conical shaft (B9)				○	○	○	○	○	○	○	○	○	○				
Brake	without brake	●	●	●	●	●	●	●	●	●	●	●	●	●	●	●	●
	24V	●	●	●	●	●	●	●	●	●	●	●	●	●	●	●	●
	205V			○	○	○	○	○	○	○	○	○	○	○	○	○	○
Encoder	Resolver	●	●	●	●	●	●	●	●	●	●	●	●	●	●	●	●
	SinCos multi turn AM512			○	○	○	○	○	○	○	○	○	○	○	○	○	○
	SinCos single turn AS512			○	○	○	○	○	○	○	○	○	○	○	○	○	○
	ITD21, 2048IMP, TTL																
Connection	Plug-in conn. (enc. a. power)	●	●	●	●	●	●	●	●	●	●	●	●				
	2 x KK (encoder and power)			○	○	○	○	○	○	○	○	○	○				
	1 x KK1 (power)			○	○	○	○	○	○	○	○	○	○	●	●	●	●
Temperature monitoring	Thermostat KTY	●	●	●	●	●	●	●	●	●	●	●	●	●	●	●	●
	Thermal encoder TKO													●	●	●	●

● = preference type
○ = industrial type



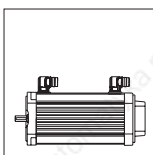
Synchronous servo motors series MDSKS / MDFKS (surface cooled)

Motor type	Axial height h [mm]	Torque with 3000/min M _{rated 3000} [Nm]	Speed n _{rated} [min ⁻¹]	Torque M _{rated} [Nm]	Power P _{rated} [kW]	Voltage V _{rat. 3~} [V]	Current I _{rated} [A]	M ₀ [Nm]	I ₀ [A]	Maximum torque M _{max} [Nm]	Maximum power P _{max} [kW]	Frequency f _{rated} [Hz]	Inertia J [kgcm ²]	Weight m ¹⁾ [kg]	Gearbox connection corresp. to stand. motor d x l ³⁾
without fan															
MDSKS 036-13, 200	35		4000	0.6	0.25	245	0.9	0.65	0.9	3.1	5.4	200	0.22	1.5	
MDSKS 036-23, 200	35		4000	1.3	0.54	345	1.1	1.5	1.25	7.2	7.5	200	0.36	2.1	
MDSKS 056-23, 190	51	2.9	3800	2.8	1.1	330	2.3	3.2	2.6	11.6	10	190	1.2	5.3	071, C105
MDSKS 056-33, 200	51	4.3	4000	4.2	1.8	325	3.6	4.7	4.0	17.2	16	200	1.8	6.3	071, C105
MDSKS 071-03, 170	65	5.9	3400	5.7	2.0	330	4.2	6.7	4.9	23.6	19	170	6.0	8.9	080, C160
MDSKS 071-13, 185	65	8.8	3700	8.3	3.2	325	7.0	10.0	8.4	35.2	32	185	8.0	10.9	080, C160
MDSKS 071-33, 180	65	12.7	3600	12.3	4.6	325	10.0	14.7	11.9	52.0	45	180	10.0	13.0	080, C160
with separate fan															
MDFKS 071-03, 165	65	7.7	3300	7.5	2.6	330	5.6	8.8	6.6	23.6	19	165	6.0	10.2	080, C160
MDFKS 071-13, 180	65	11.7	3600	11.0	4.1	325	9.2	13.3	11.1	35.2	32	180	8.0	12.2	080, C160
MDFKS 071-33, 175	65	17.0	3500	16.2	5.9	325	13.1	19.3	15.6	52.0	45	175	10.0	14.3	080, C160

1) without fan, with resolver

3) frame size and flange of a standard motor with similar flange and shaft dimensions

6) magnetic/mechanical permissible torque



Selection

Rated data

Asynchronous servo motors series MDSKA / MDFKA (surface ventilated)

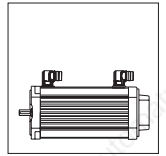
Motor type	h [mm]	n _{rated} [min ⁻¹]	M _{rated} [Nm]	P _{rated} ⁵⁾ [kW]	V _{rated} ³⁾ [V]	I _{rated} [A]	M ₀ [Nm]	I ₀ [A]	M _{max} ⁶⁾ [Nm]	n _{rated,max} [min ⁻¹]	f _{rated} [Hz]	cosφ _N	J ¹⁾ [kgcm ²]	m ¹⁾ [kg]	Gearbox connection corresponds to standard motor ³⁾
self cooled															
MDSKA 056-22, 140	51	3950	2.0	0.8	390	2.4	2.3	2.55	10	8000	140	0.70	2.4	6.4	071, C105
MDSKA 071-22, 140	65	4050	4.0	1.7	390	4.4	4.6	4.6	32	8000	140	0.76	8.3	10.4	080, C160
MDSKA 080-22, 70	71	2000	6.7	1.4	390	3.3	8.0	3.85	60	8000	70	0.75	19.2	15.1	090, C160
MDSKA 080-22, 140		4100	5.4	2.3	390	5.8	8.0	7.7	60	8000	140	0.75			
MDSKA 090-22, 80	83	2300	10.8	2.6	390	5.5	12.8	6.0	100	8000	80	0.81	36	22.9	090, C160
MDSKA 090-22, 140		4110	9.5	4.1	350	10.2	12.8	12.0	100	8000	140	0.80			
MDSKA 100-22, 80	96	2340	16.3	4.0	390	8.2	22.5	9.85	180	8000	80	0.80	72	44.7	112, C160
MDSKA 100-22, 140		4150	12.0	5.2	330	14.0	22.5	19.7	180	8000	140	0.78			
MDSKA 112-22, 85	107	2490	24.6	6.4	390	13.5	39	15.9	300	8000	85	0.83	180	60	132, A300
MDSKA 112-22, 140		4160	17.0	7.4	320	19.8	39	31.8	300	8000	140	0.80			
with separate fan															
MDFKA 071-22, 120	65	3410	6.3	2.2	390	6.0	7.0	6.3	32	8000	120	0.75	8.3	12.0	080, C160
MDFKA 080-22, 60	71	1635	12.0	2.1	390	4.8	13.5	5.25	60	8000	60	0.81	19.2	16.9	090, C160
MDFKA 080-22, 120		3455	10.8	3.9	390	9.1	13.5	10.5	60	8000	120	0.80			
MDFKA 090-22, 60	83	1680	21.5	3.8	390	8.5	23.9	9.05	100	8000	60	0.80	36	25.5	090, C160
MDFKA 090-22, 120		3480	19.0	6.9	390	15.8	23.9	18.1	100	8000	120	0.80			
MDFKA 100-22, 60	96	1700	36.3	6.4	390	13.9	40.0	15.4	180	8000	60	0.83	72	48.2	112, C160
MDFKA 100-22, 120		3510	36.0	13.2	390	28.7	40.0	30.8	180	8000	120	0.80			
MDFKA 112-22, 60	107	1710	61.4	11.0	390	22.5	75	25.8	300	8000	60	0.85	180	63.5	132, A300
MDFKA 112-22, 120		3520	55.0	20.3	390	42.5	75	49.5	300	8000	120	0.80			

1) without brake, with resolver

3) frame size and flange of a standard motor with similar flange and shaft dimensions

5) when V_{rated}, P = P_{rated} up to 2.3 · n_{rated}

6) magnetic/mechanical permissible torque



Asynchronous servo motors series MDFQA (enclosed ventilated)

Motor type	Conne- ction	h [mm]	n _{rated} [min ⁻¹]	M _{rated} [Nm]	P _{rated} ⁵⁾ [kW]	V _{rated} ³⁾ [V]	I _{rated} [A]	M ₀ [Nm]	I ₀ [A]	M _{max} ⁶⁾ [Nm]	f [Hz]	η	cosφ	n _{max} [min ⁻¹]	J ¹⁾ [kgcm ²]	m ¹⁾ [kg]	Gearbox connection corresponds to standard motor 3)
MDFQA 100-22, 50	Y	100	1420	71.3	10.6	360	26.5	76	27.0	250	50	0.76	0.84	5000	180	65	132, A300
MDFQA 100-22, 100	Y	100	2930	66.2	20.3	360	46.9	76	54.0	250	100	0.87	0.80				
MDFQA 112-22, 50	Y	112	760	145	11.5	360	27.2	156	29.5	500	28	0.78	0.87	4500	470	115	132, A300
	Δ		1425	135	20.1	360	43.7	156	51.0	500	50	0.86	0.86				
MDFQA 112-22, 100	Y	112	1670	130	22.7	360	49.1	156	59.0	500	58	0.87	0.85				
	Δ		2935	125	38.4	360	81.9	156	102.0	500	100	0.90	0.83				
MDFQA 132-32, 36	Y	132	550	296	17.0	360	45.2	325	52.6	1100	20	0.74	0.81	4500	1310	170	200, A400
	Δ		1030	288	31.1	360	77.4	325	90.2	1100	36	0.84	0.77				
MDFQA 132-32, 76	Y	132	1200	282	35.4	360	88.8	325	109.0	1100	42	0.82	0.78				
	Δ		2235	257	60.1	340	144.8	325	196.5	1100	76	0.88	0.80				

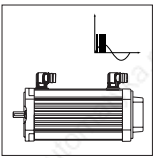
1) without brake, with resolver

3) frame size and flange of a standard motor with similar flange and shaft dimensions

5) when V_{rated} : $P = P_{rated}$ up to $2.3 \cdot n_{rated}$

6) magnetic / mechanical permissible torque

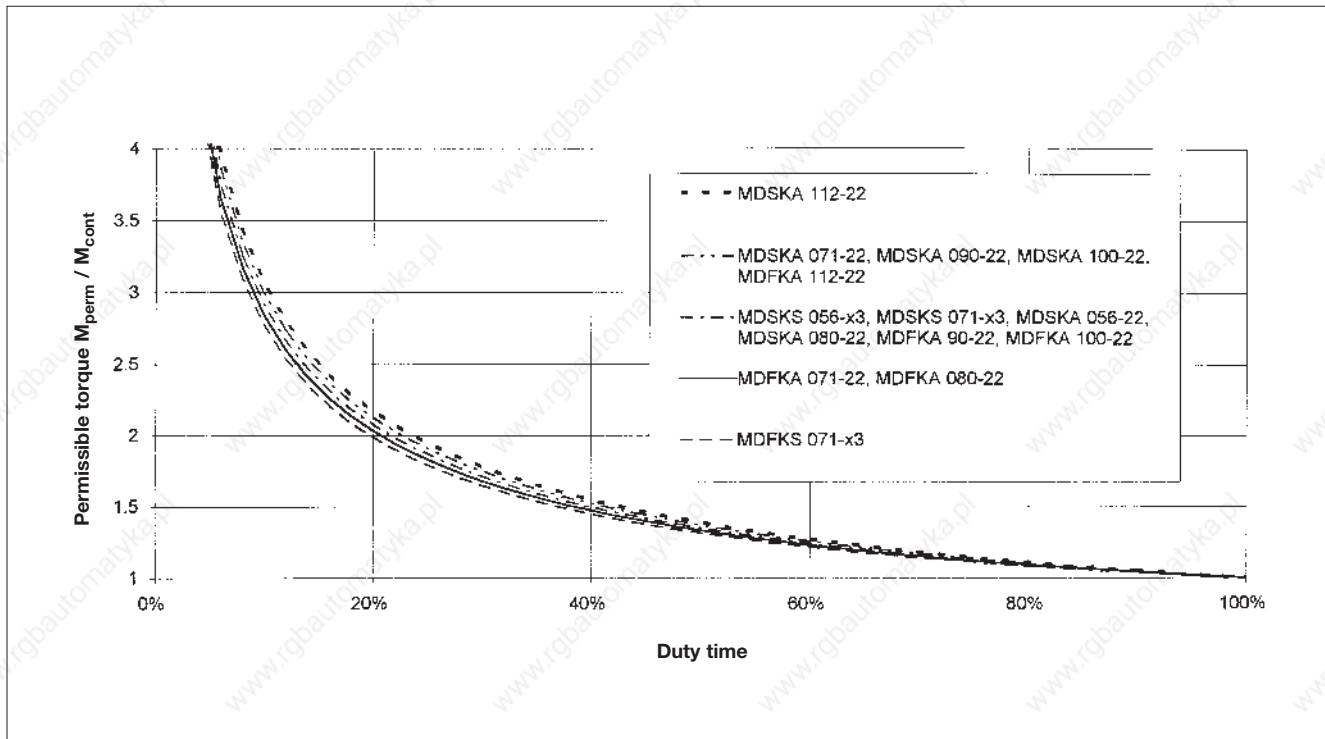




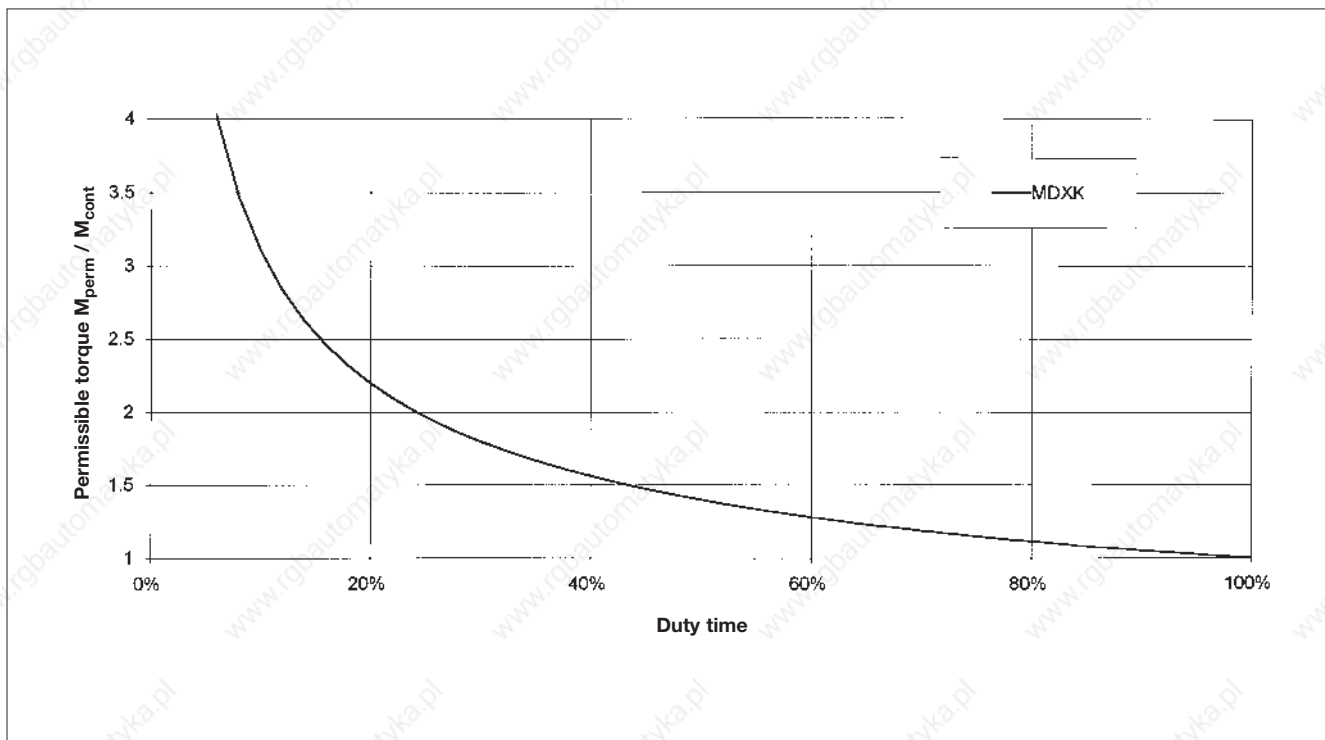
Selection

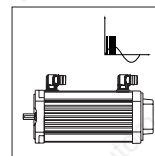
Torque-limit characteristics

Duty type: Continuous operation S6, 10 min load cycle with terminal box connection

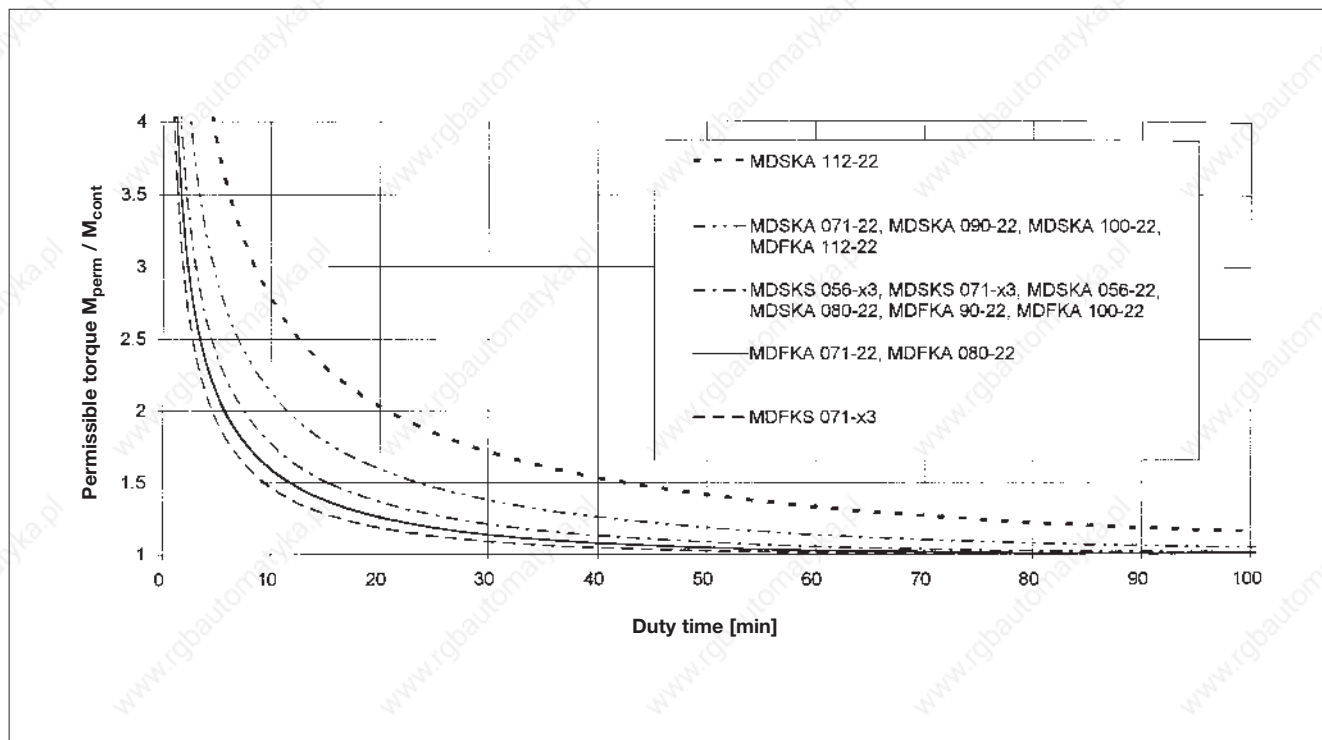


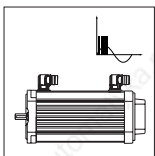
Duty type: Continuous operation S6, 1 min load cycle with terminal box connection





Duty type: Short time operation S2 with terminal box connection

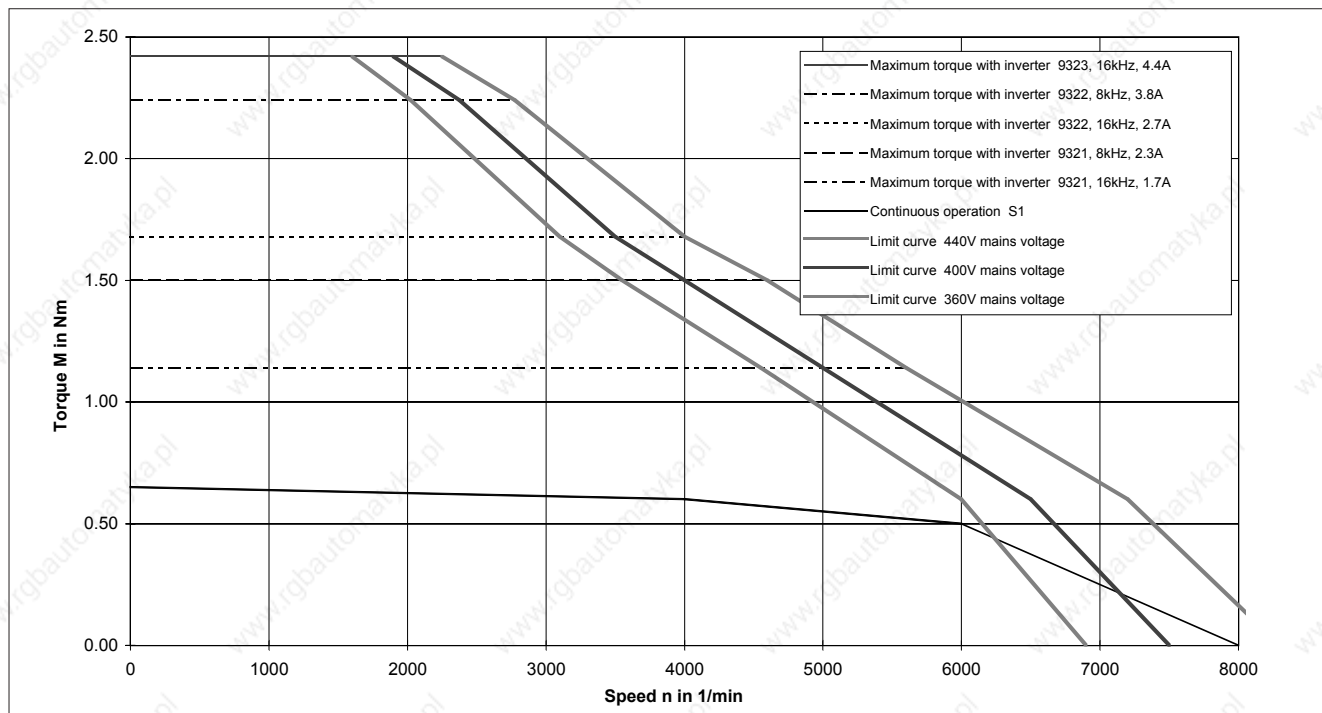




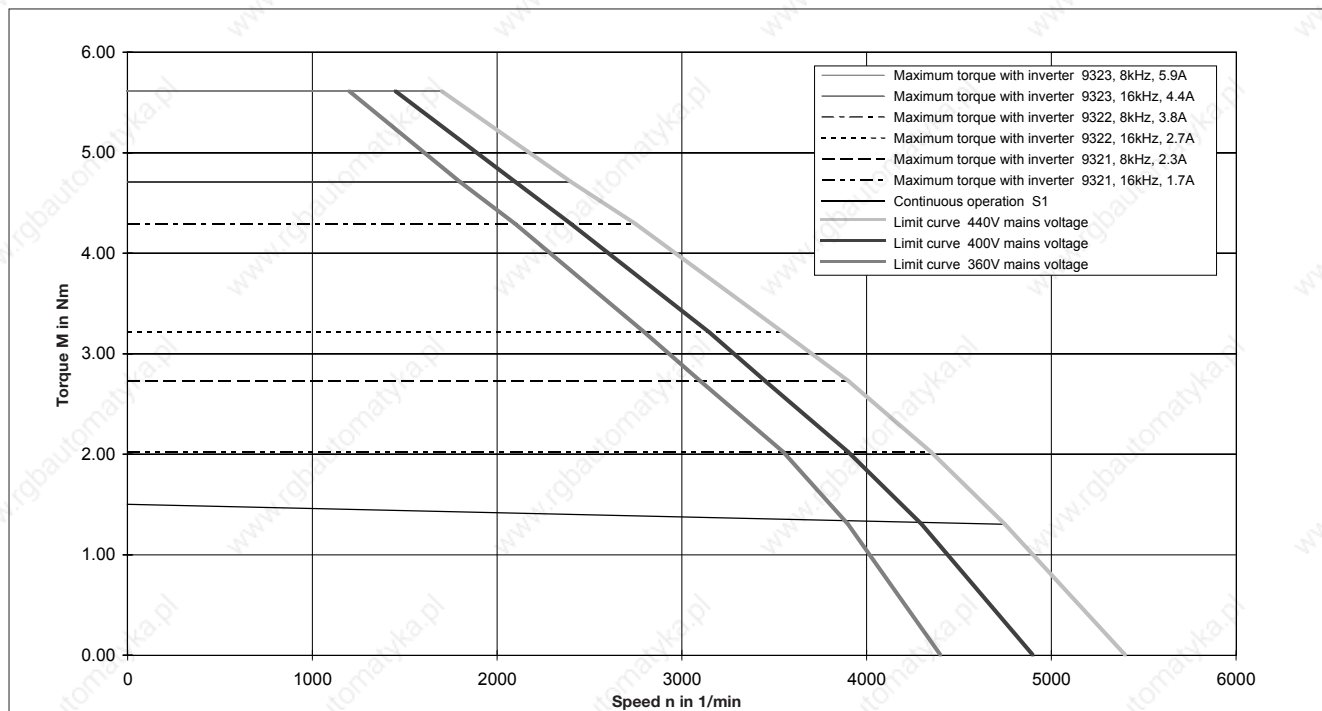
Selection

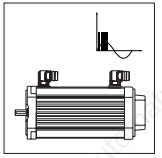
Torque-limit characteristics

Motor-inverter combination:
Maximum and permanent torque synchronous servo motor MDSKS 036-13, 200 Hz without fan
Inverters 9321-9323

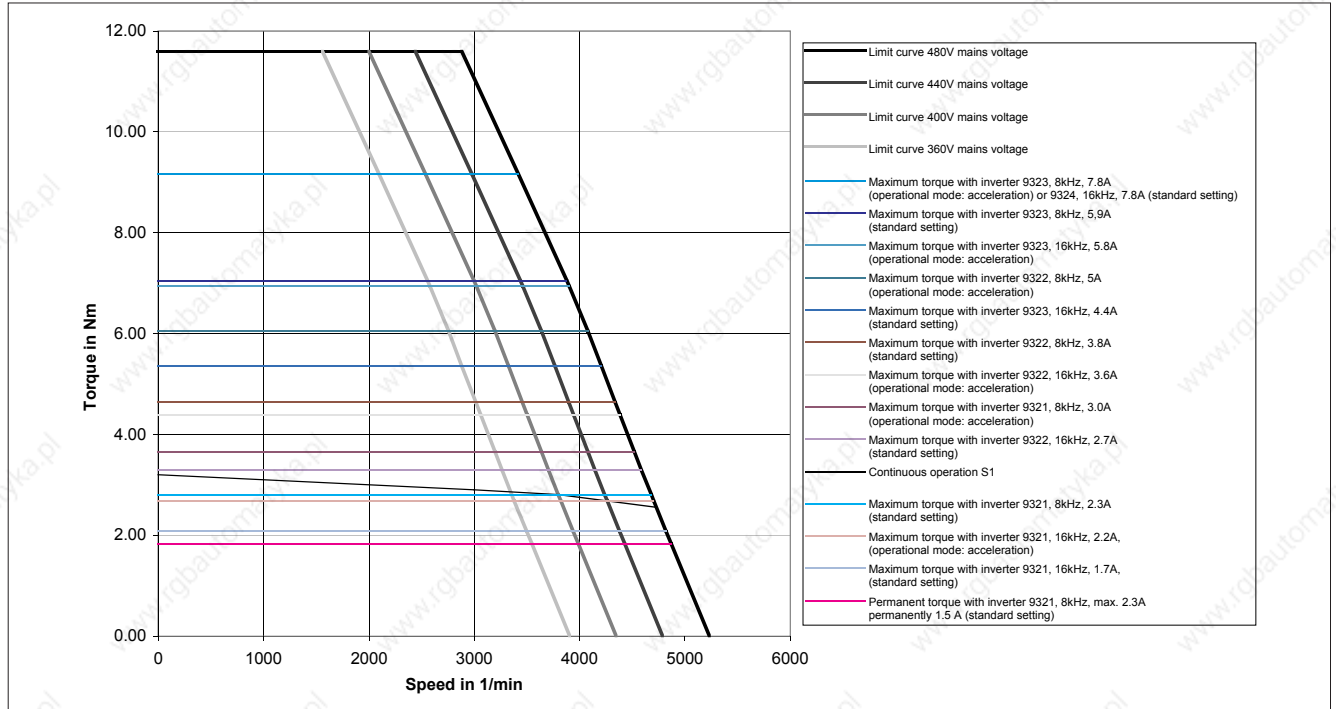


Motor-inverter combination:
Maximum and permanent torque synchronous servo motor MDSKS 036-23, 200 Hz without fan
Inverters 9321-9323

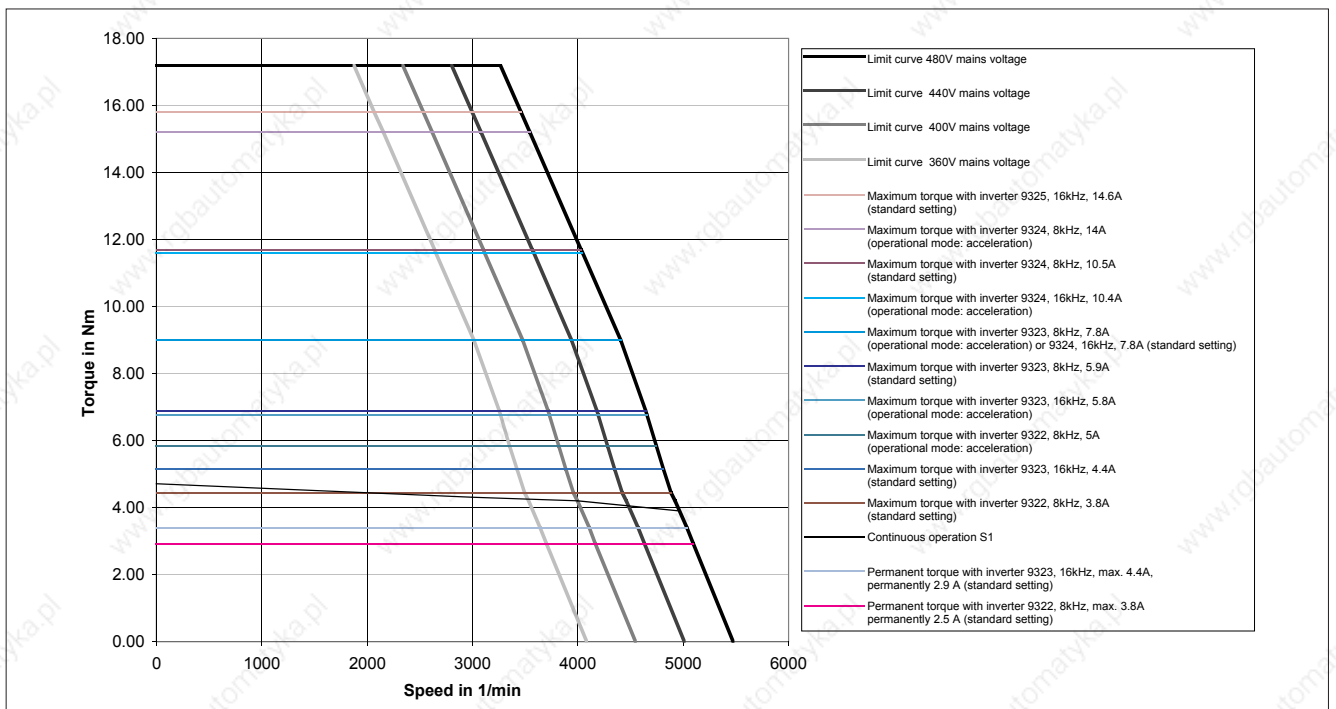


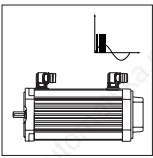


**Motor-inverter combination:
Maximum and permanent torque synchronous servo motor MDSKS 056-23, 190 Hz without fan
Inverters 9321-9323**



**Motor-inverter combination:
Maximum and permanent torque synchronous servo motor MDSKS 056-33, 200 Hz without fan
Inverters 9322-9325**

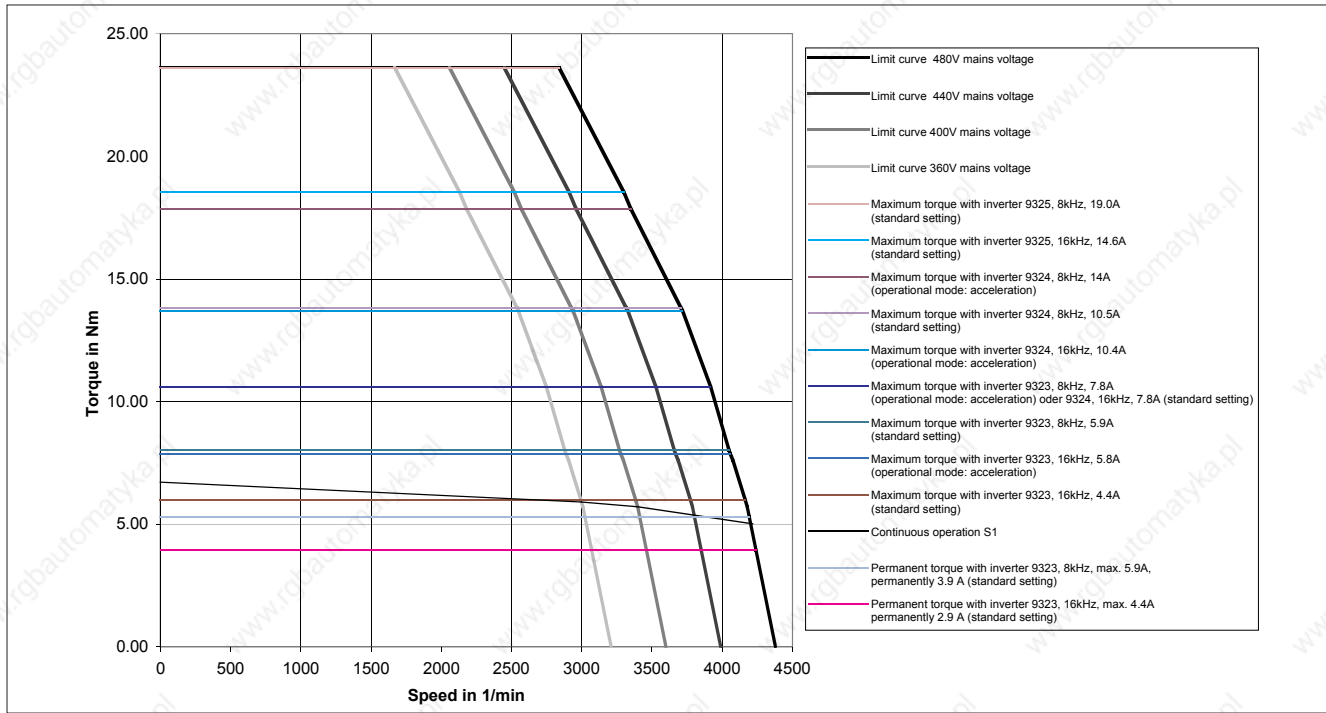




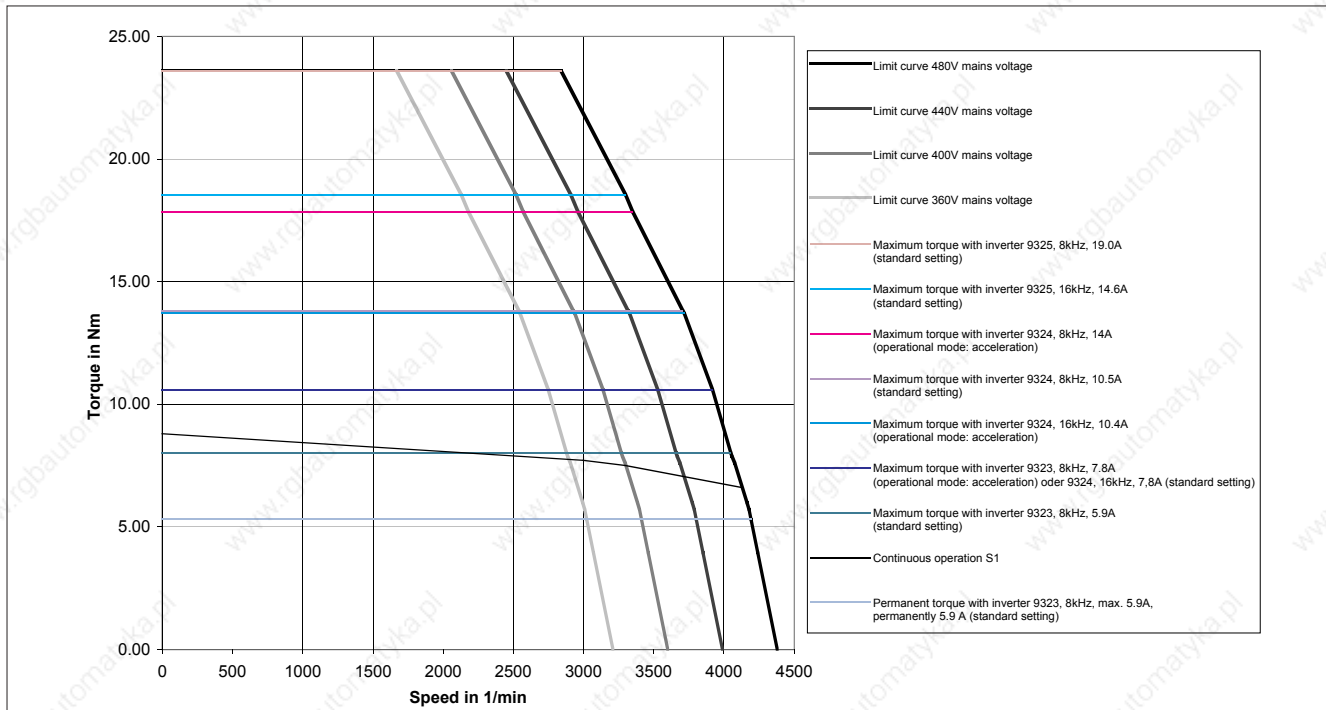
Selection

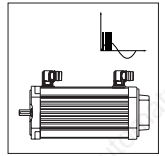
Torque-limit characteristics

Motor-inverter combination:
Maximum and permanent torque synchronous servo motor MDSKS 071-03, 170 Hz without fan
Inverters 9323-9325

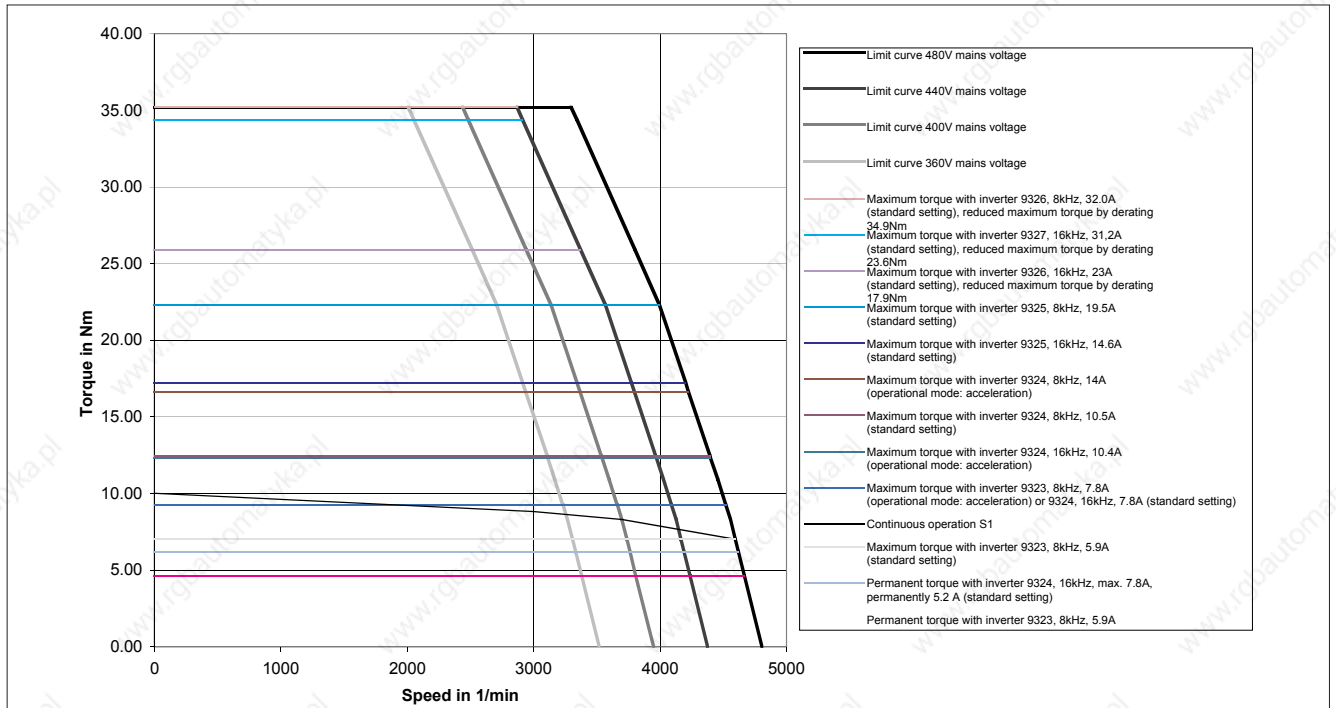


Motor-inverter combination:
Maximum and permanent torque synchronous servo motor MDFKS 071-03, 165 Hz with fan
Inverters 9323-9325

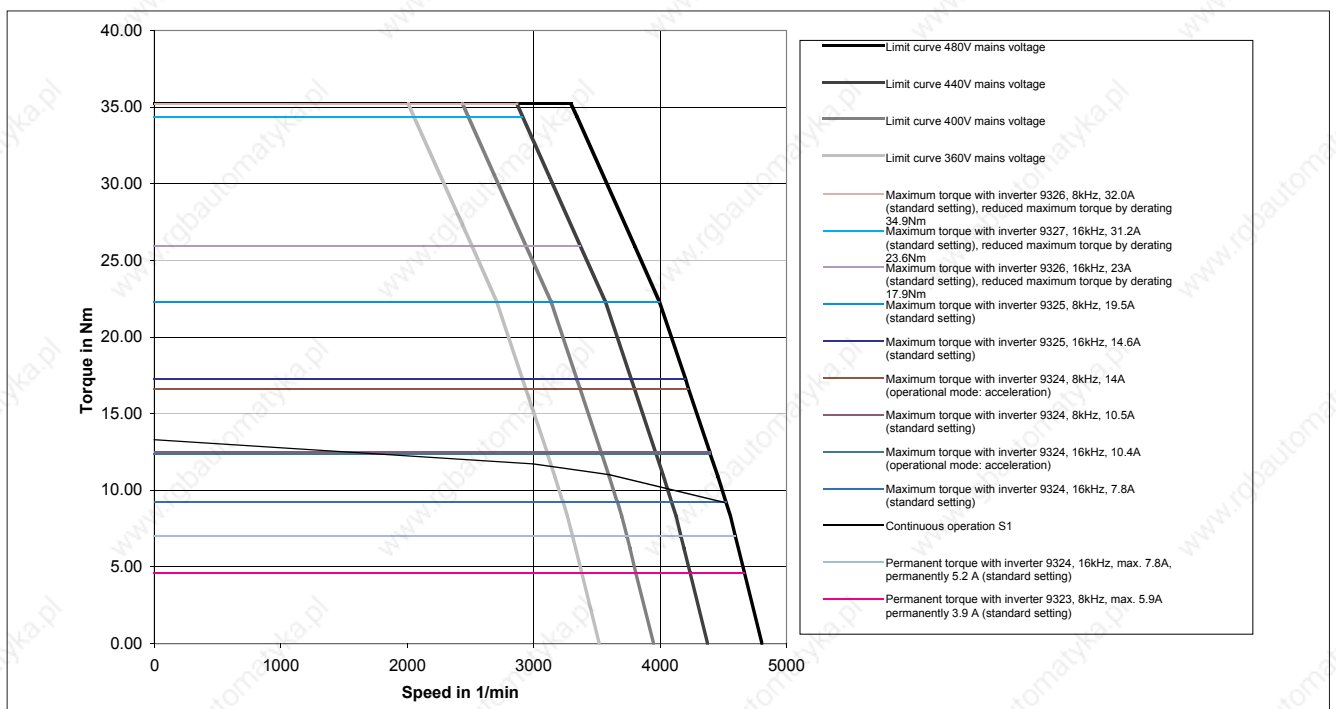


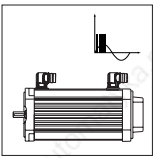


**Motor-inverter combination:
Maximum and permanent torque synchronous servo motor MDSKS 071-13, 185 Hz without fan
Inverters 9323-9327**



**Motor-inverter combination:
Maximum and permanent torque synchronous servo motor MDFKS 071-13, 180 Hz with fan
Inverters 9323-9327**

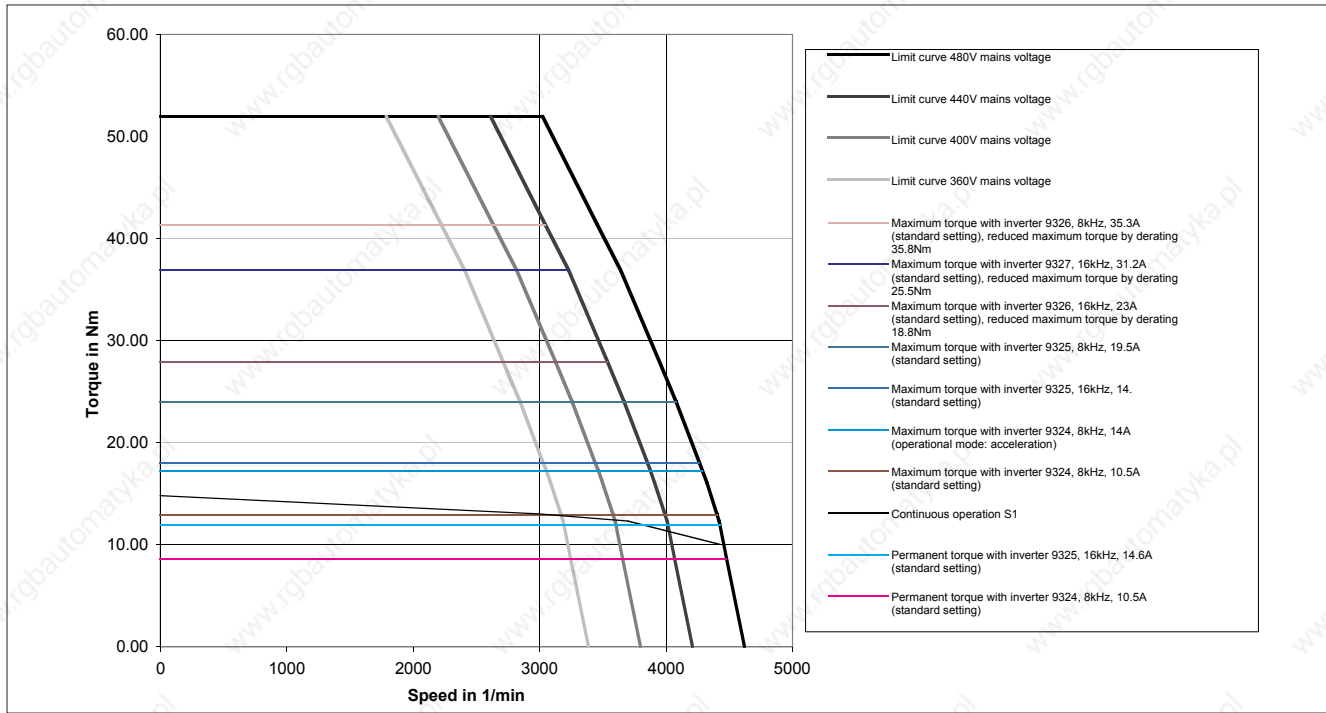




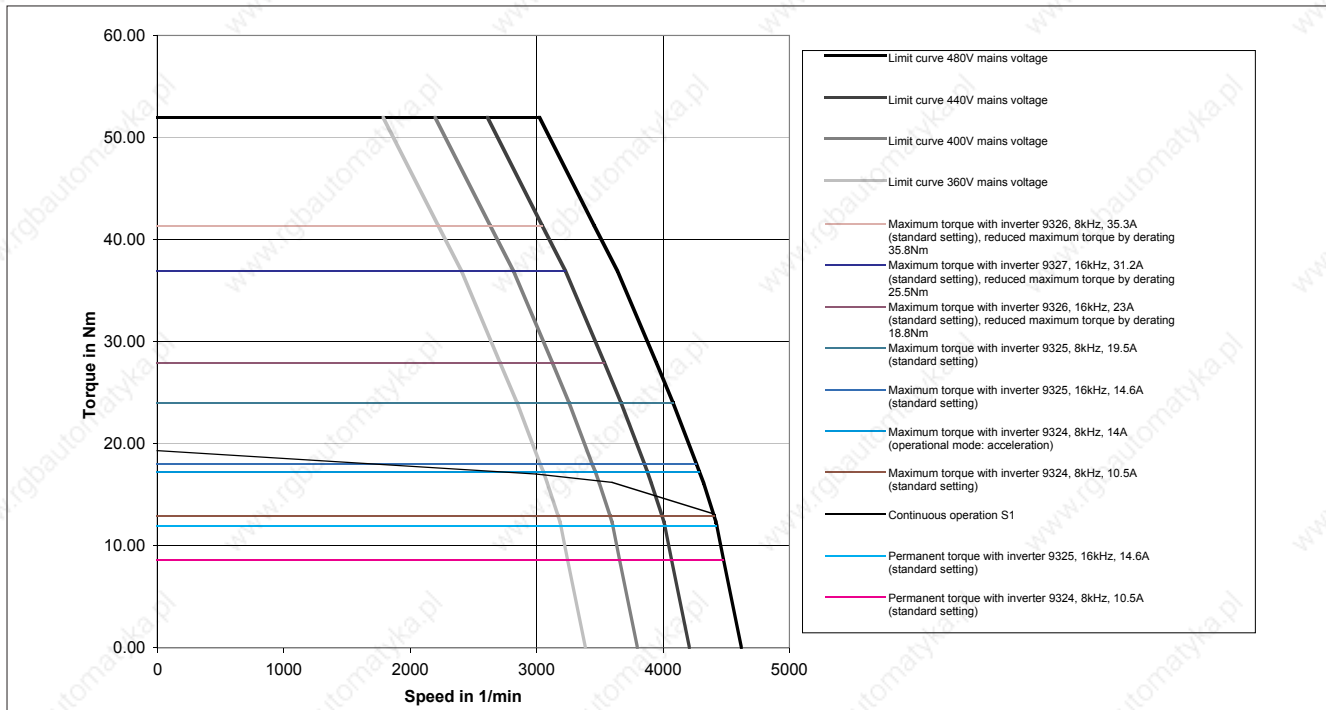
Selection

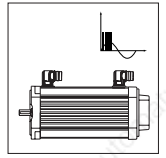
Torque-limit characteristics

Motor-inverter combination:
Maximum and permanent torque synchronous servo motor MDSKS 071-33, 180 Hz without fan
Inverters 9324-9327

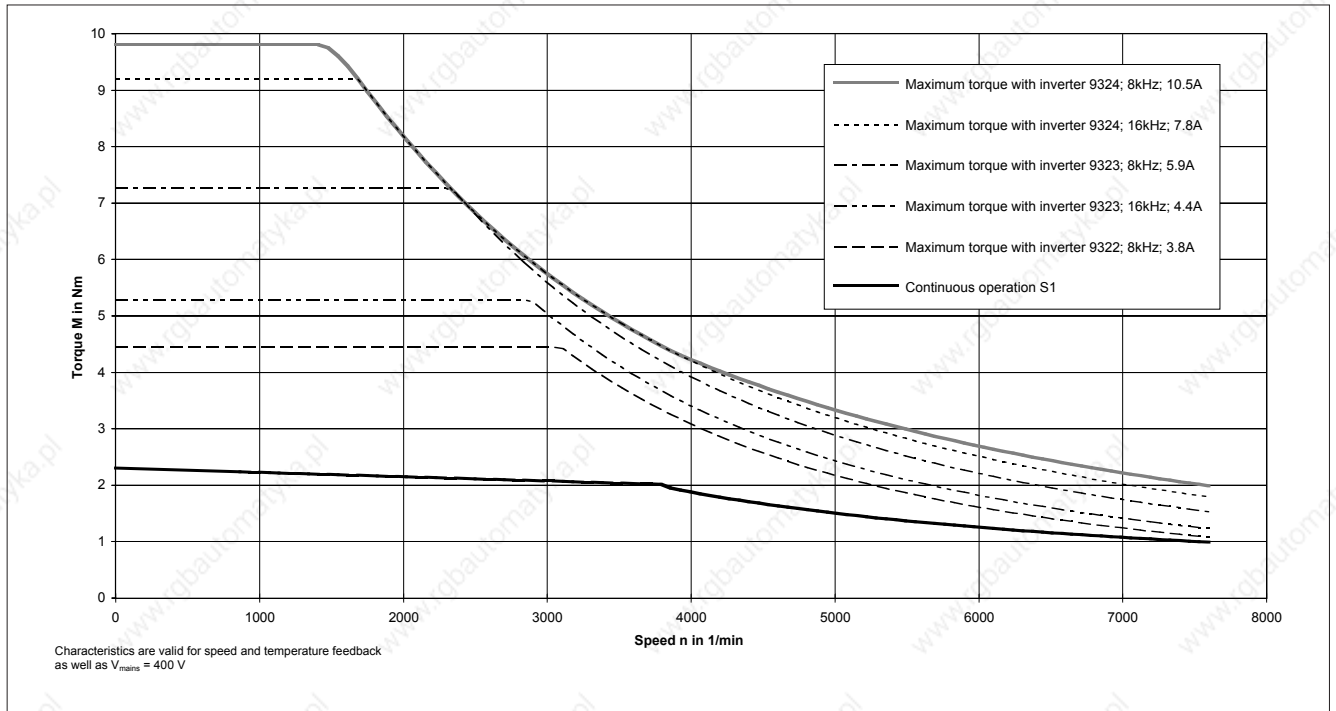


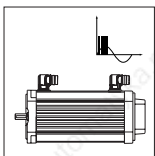
Motor-inverter combination:
Maximum and permanent torque synchronous servo motor MDFKS 071-33, 175 Hz with fan
Inverters 9324-9327





**Motor-inverter combination:
Maximum and permanent torque asynchronous servo motor MDSKA 056, 140 Hz without fan
Inverters 9322-9324**





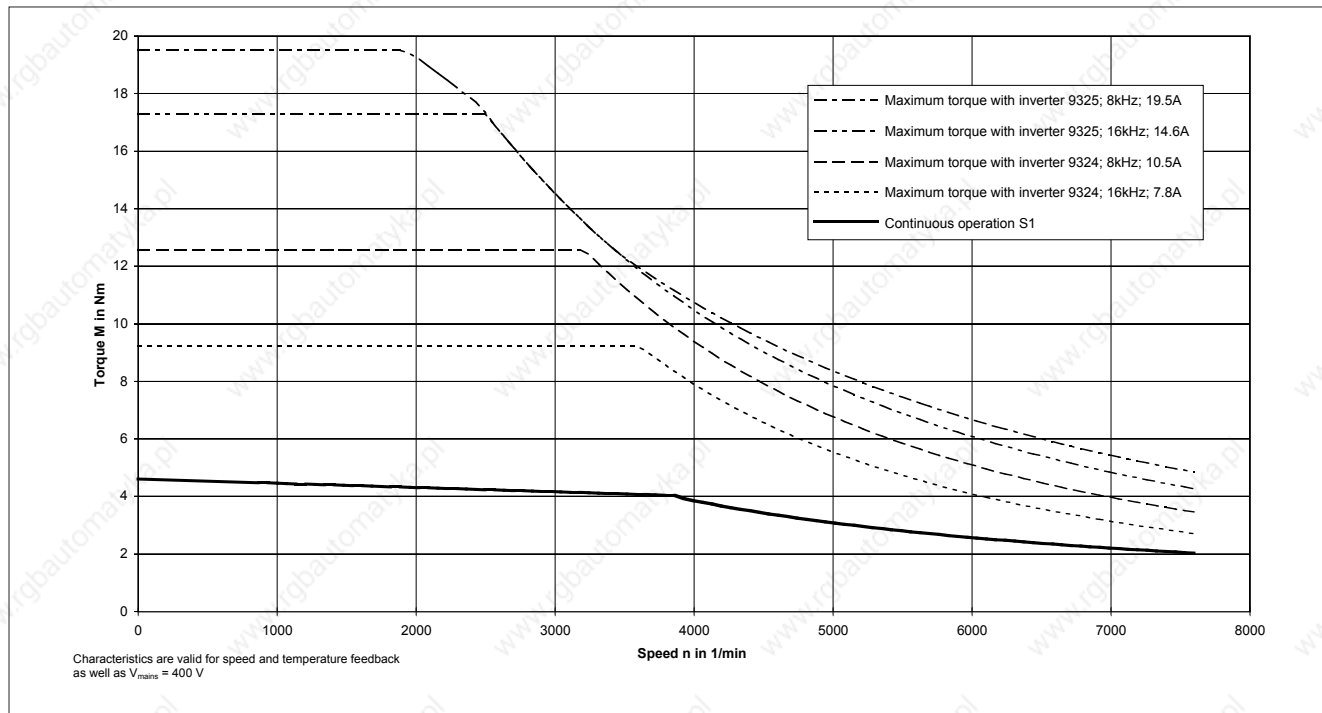
Selection

Torque-limit characteristics

Motor-inverter combination:

Maximum and permanent torque asynchronous servo motor MDSKA 071, 140 Hz without separate fan

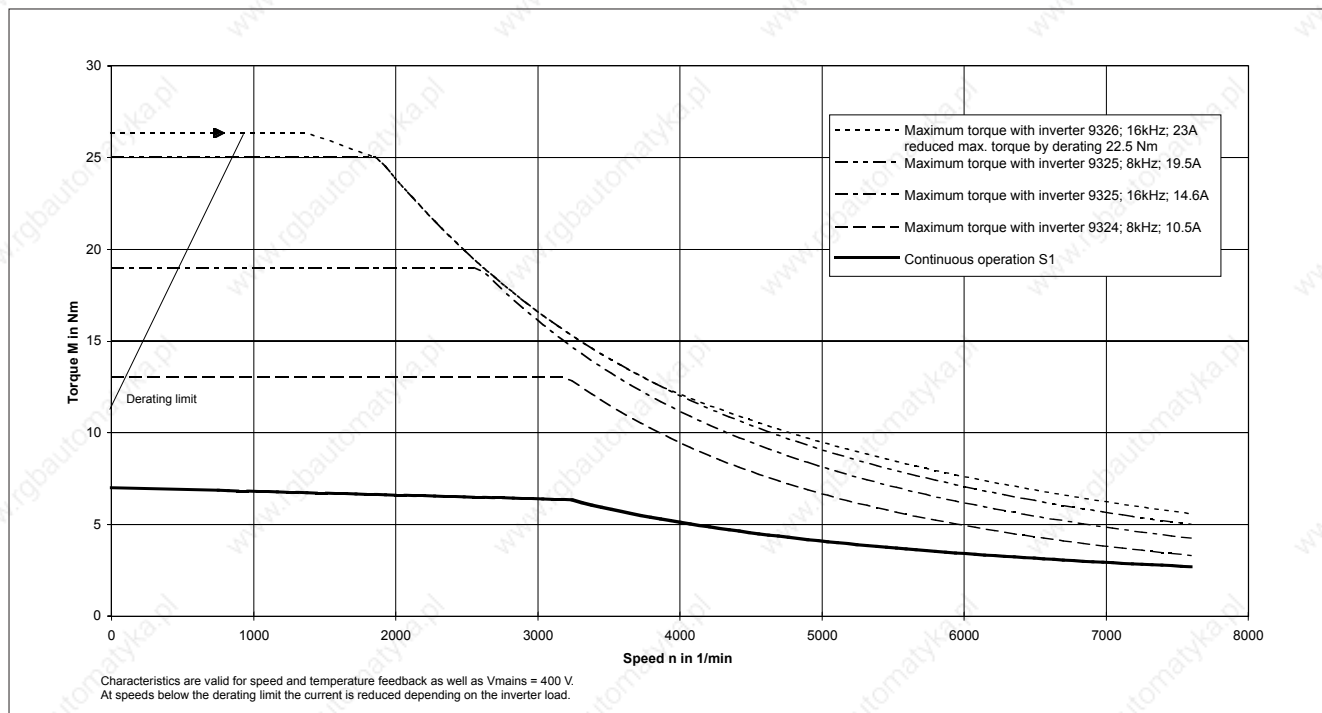
Inverters 9324-9325

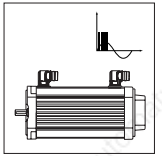


Motor-inverter combination:

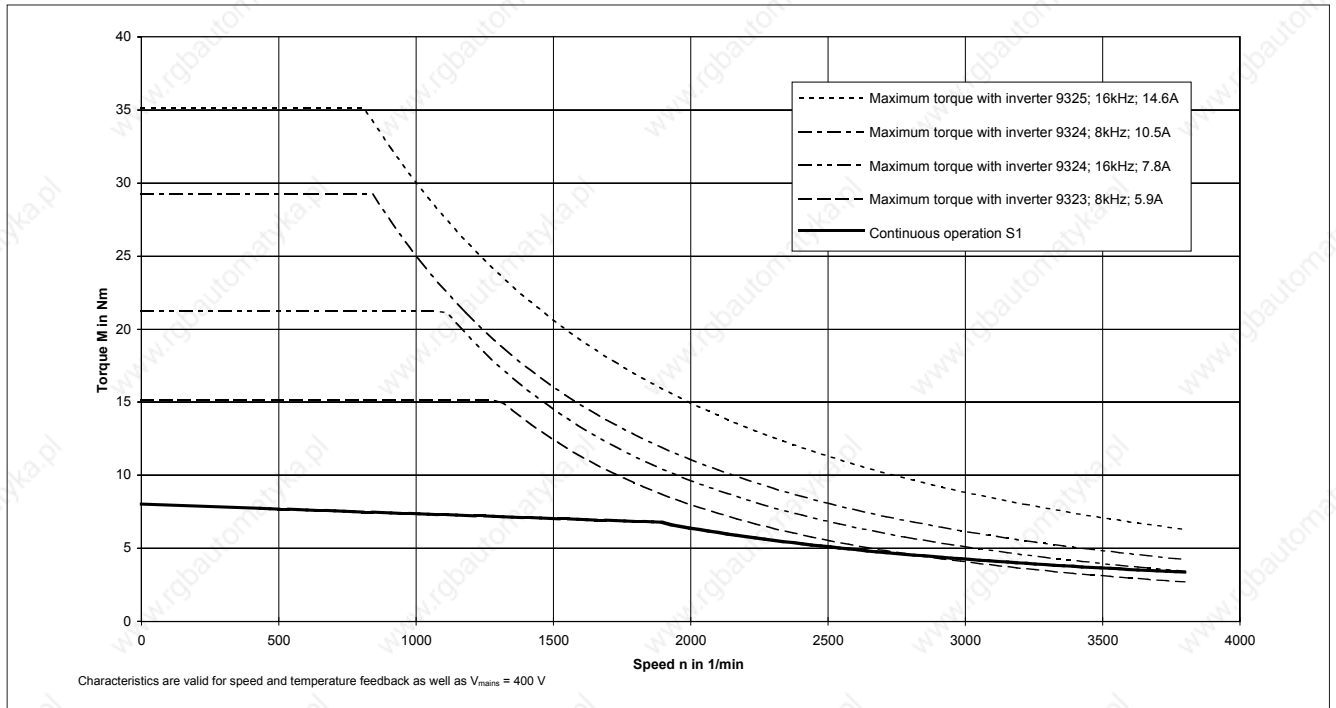
Maximum and permanent torque asynchronous servo motor MDFKA 071, 120 Hz with fan

Inverters 9324-9326

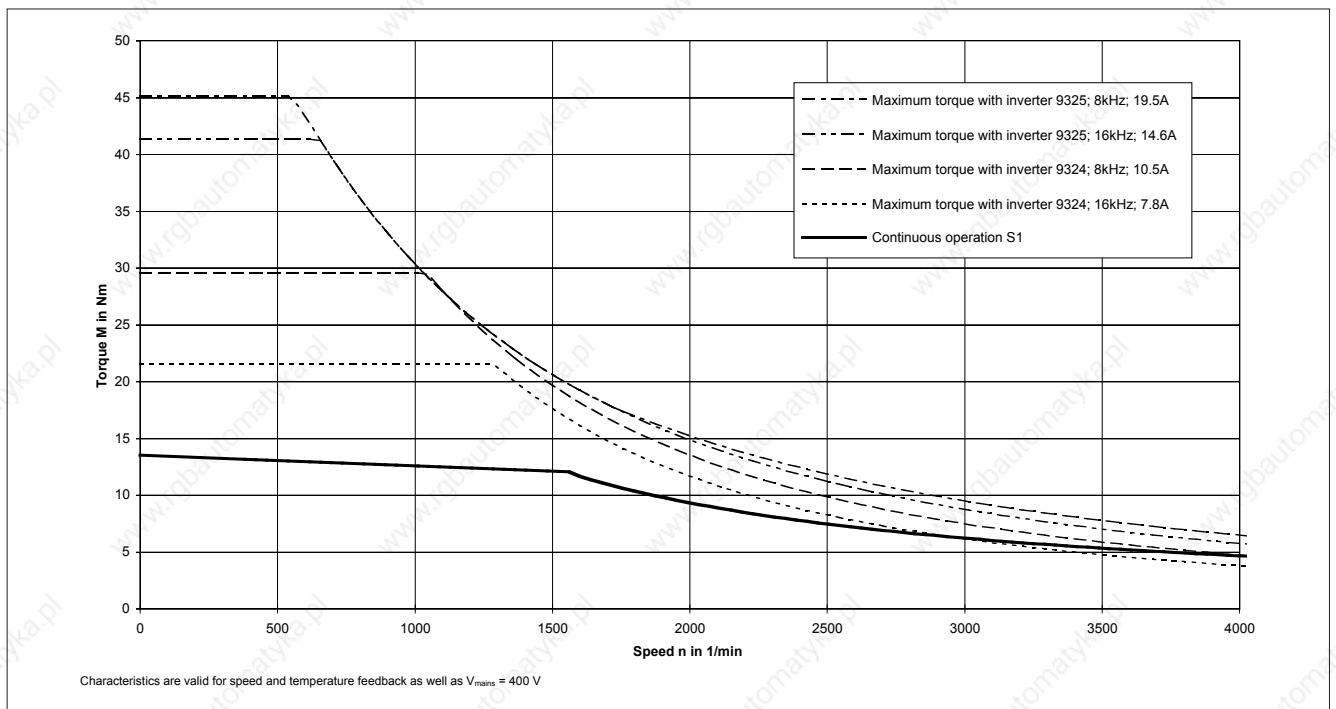


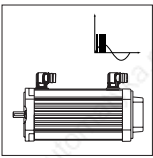


**Motor-inverter combination:
Maximum and permanent torque asynchronous servo motor MDSKA 080, 70 Hz without fan
Inverters 9323-9325**



**Motor-inverter combination:
Maximum and permanent torque asynchronous servo motor MDFKA 080, 60 Hz with separate fan
Inverters 9324-9325**





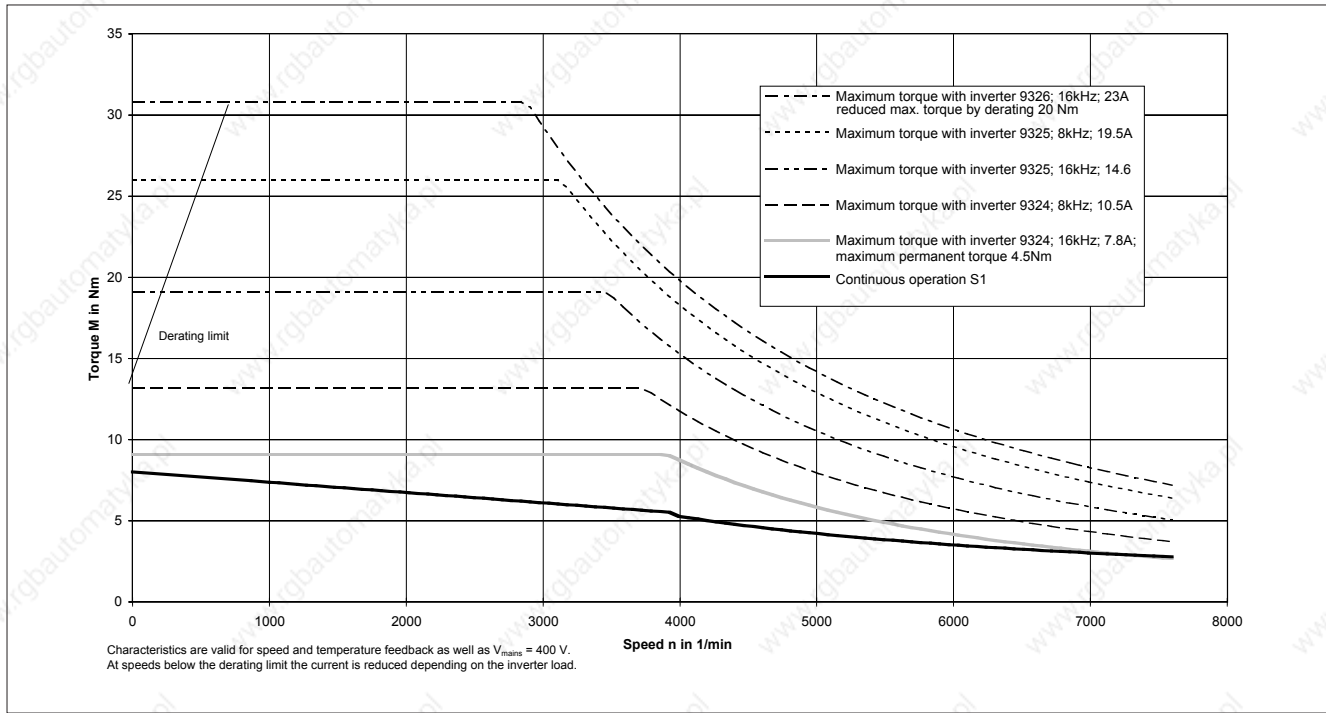
Selection

Torque-limit characteristics

Motor-inverter combination:

Maximum and permanent torque asynchronous servo motor MDSKA 080, 140 Hz without fan

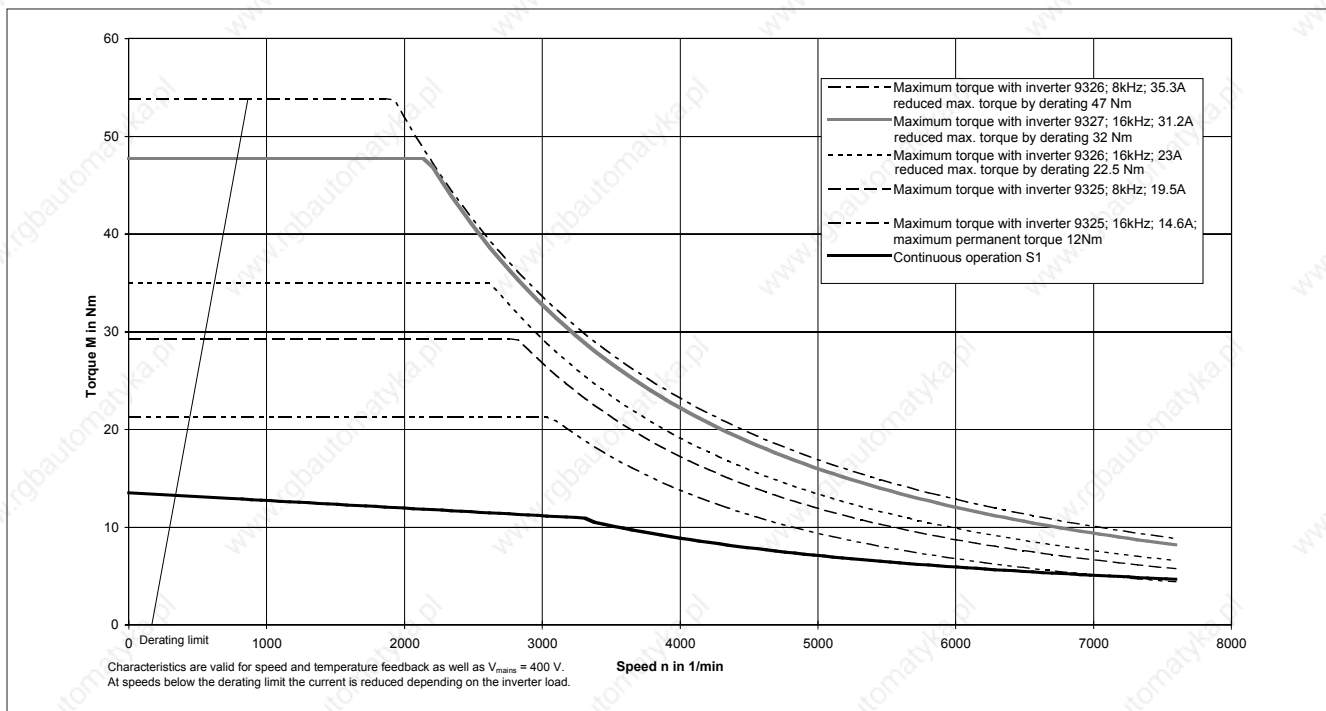
Inverters 9324-9326

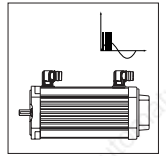


Motor-inverter combination:

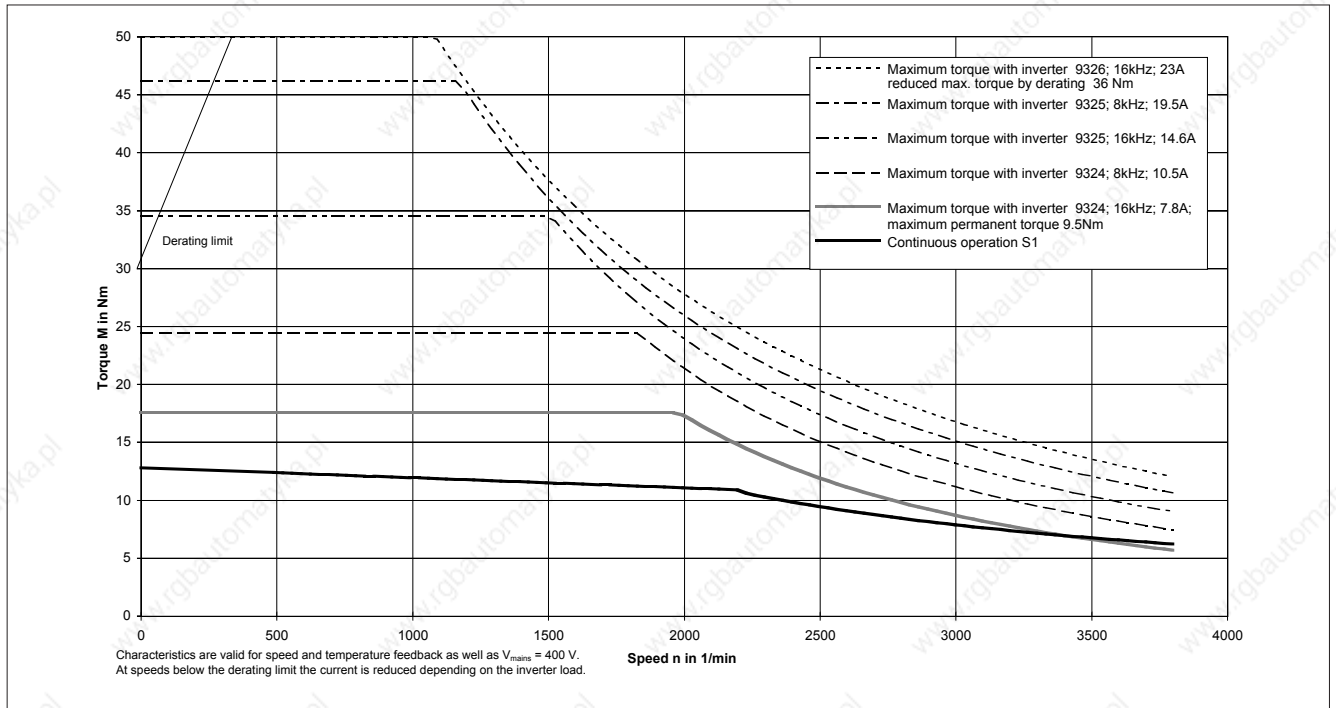
Maximum and permanent torque asynchronous servo motor MDFKA 080, 120 Hz with separate fan

Inverters 9325-9327

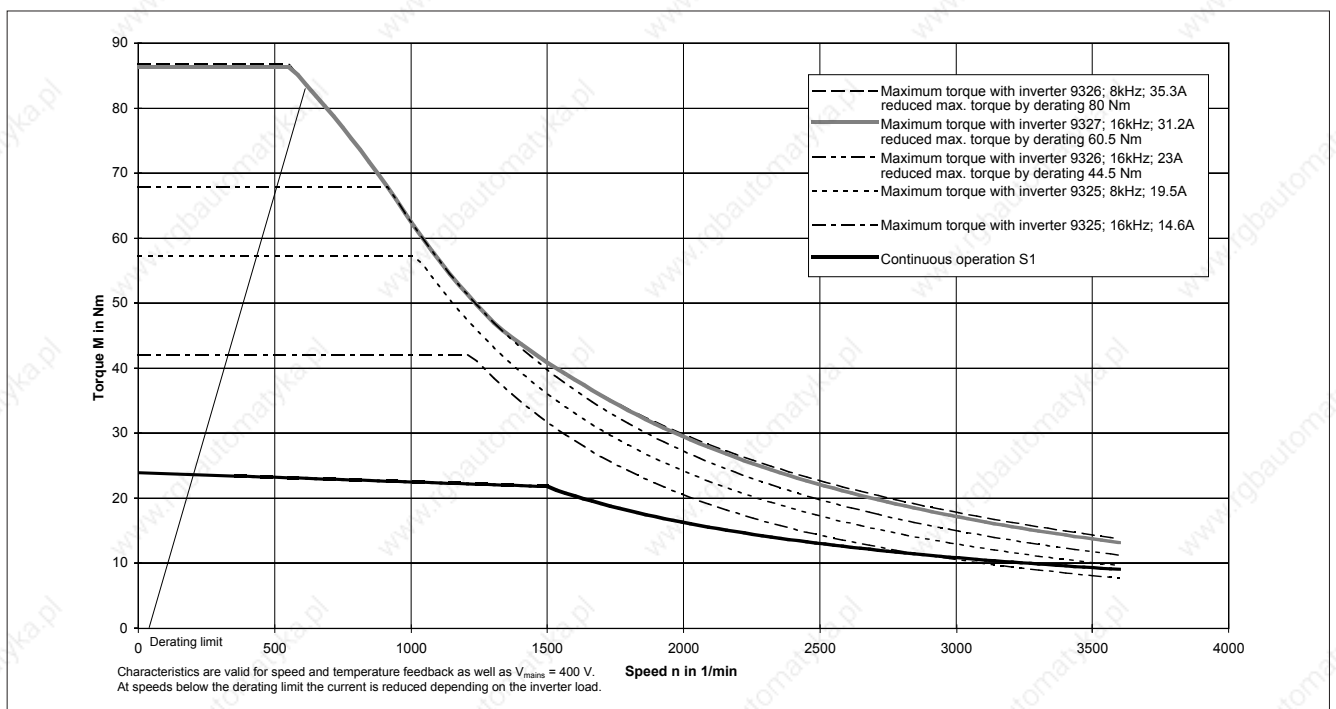


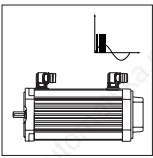


**Motor-inverter combination:
Maximum and permanent torque asynchronous servo motor MDSKA 090, 80 Hz without fan
Inverters 9324-9326**



**Motor-inverter combination:
Maximum and permanent torque asynchronous servo motor MDFKA 090, 60 Hz with separate fan
Inverters 9325-9327**





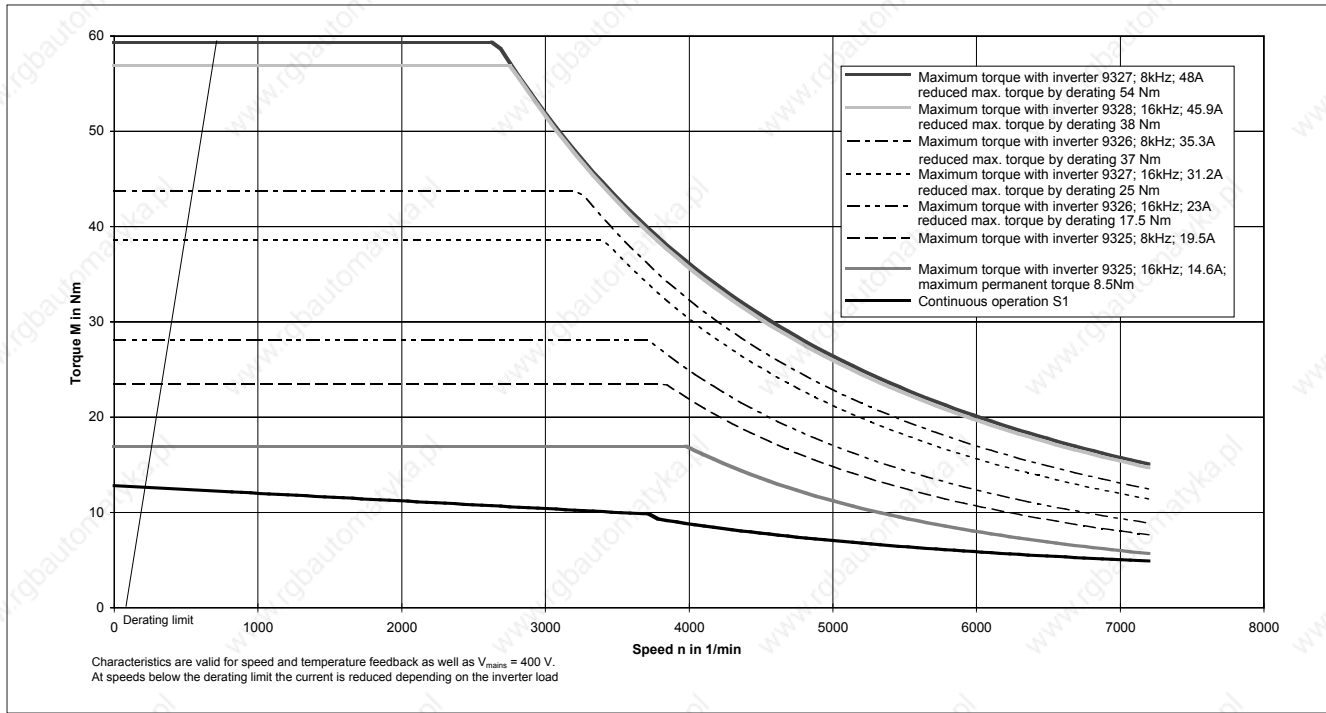
Selection

Torque-limit characteristics

Motor-inverter combination:

Maximum and permanent torque asynchronous servo motor MDSKA 090, 140 Hz without fan

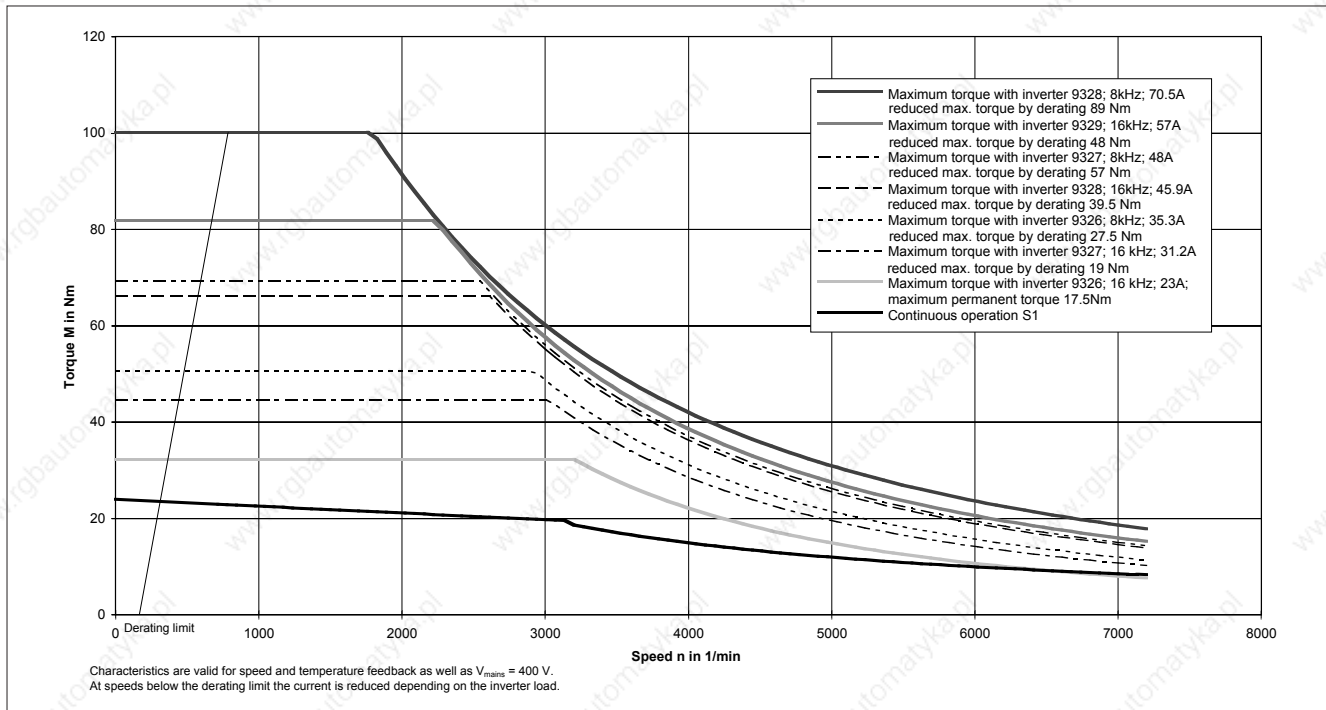
Inverters 9325-9328

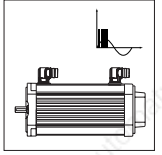


Motor-inverter combination:

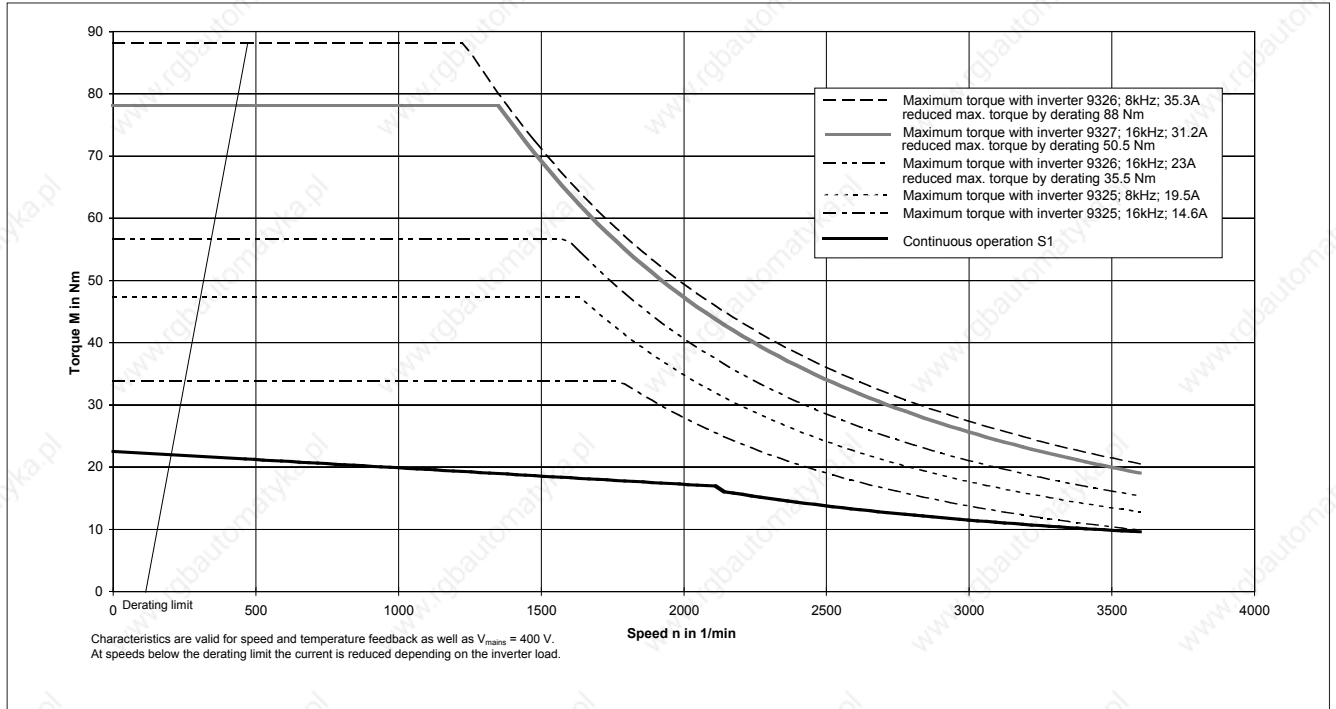
Maximum and permanent torque asynchronous servo motor MDFKA 090, 120 Hz with separate fan

Inverters 9326-9329

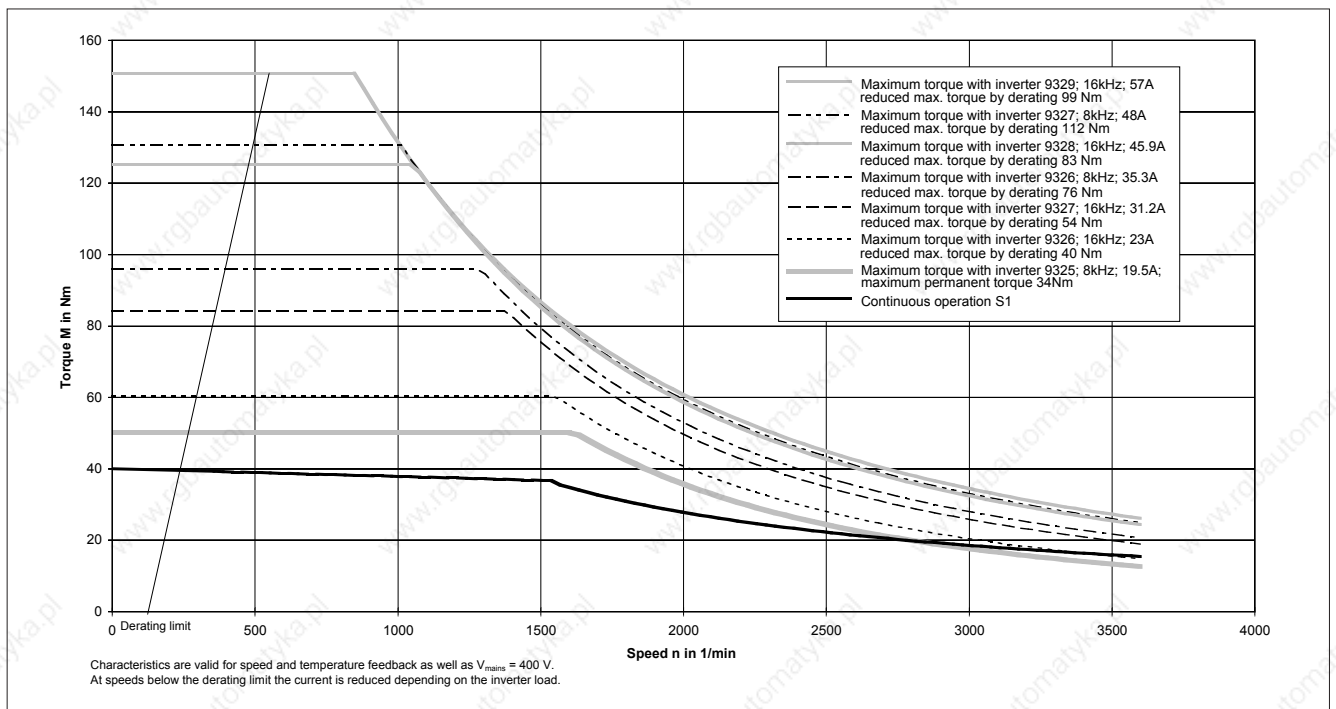


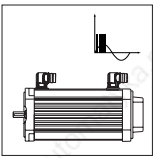


**Motor-inverter combination:
Maximum and permanent torque asynchronous servo motor MDSKA 100, 80 Hz without fan
Inverters 9325-9327**



**Motor-inverter combination:
Maximum and permanent torque asynchronous servo motor MDFKA 100, 60 Hz with separate fan
Inverters 9325-9329**

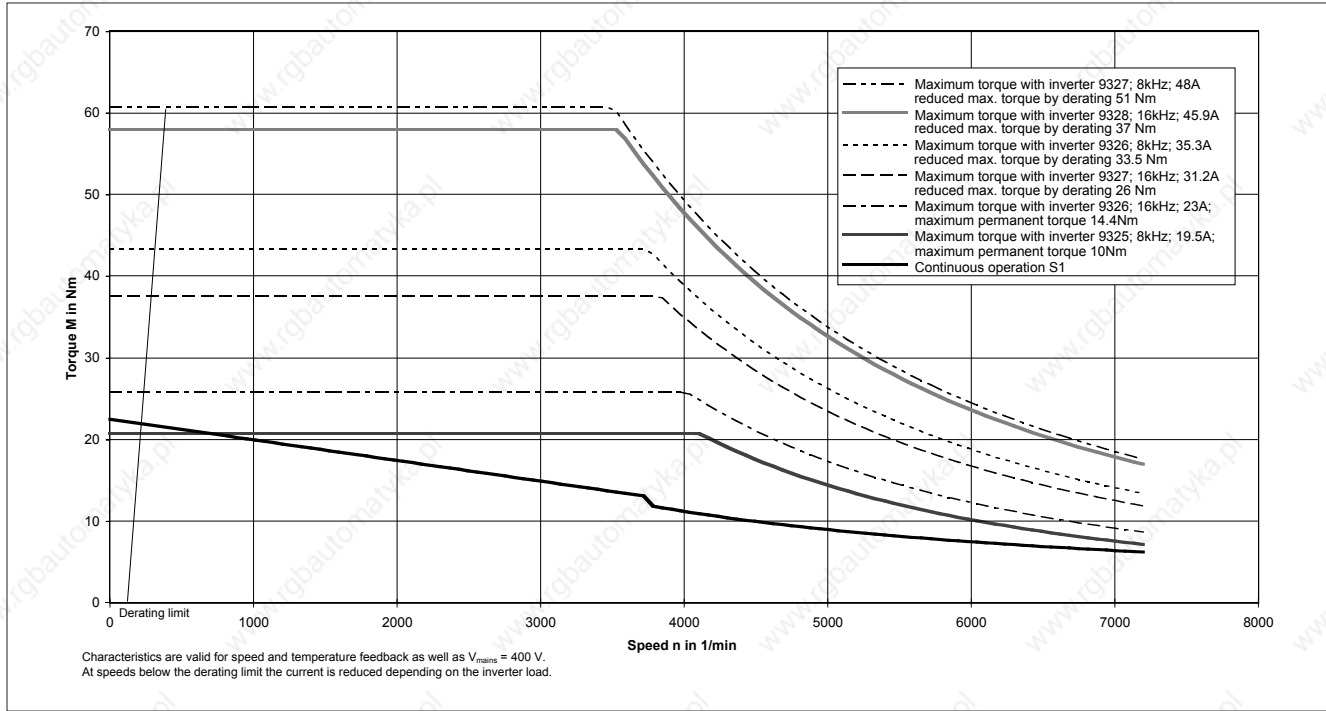




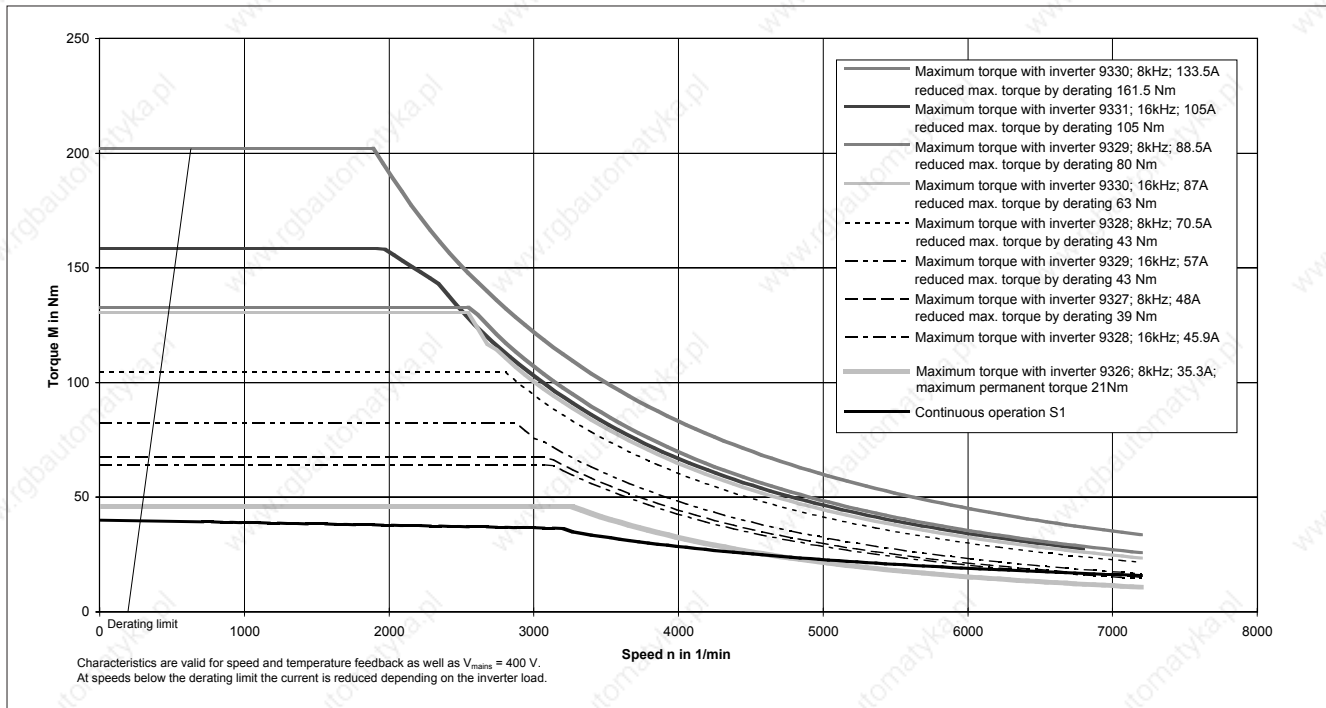
Selection

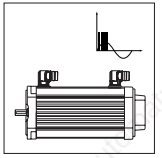
Torque-limit characteristics

Motor-inverter combination:
Maximum and permanent torque asynchronous servo motor MDSKA 100, 140 Hz without fan
Inverters 9325-9328

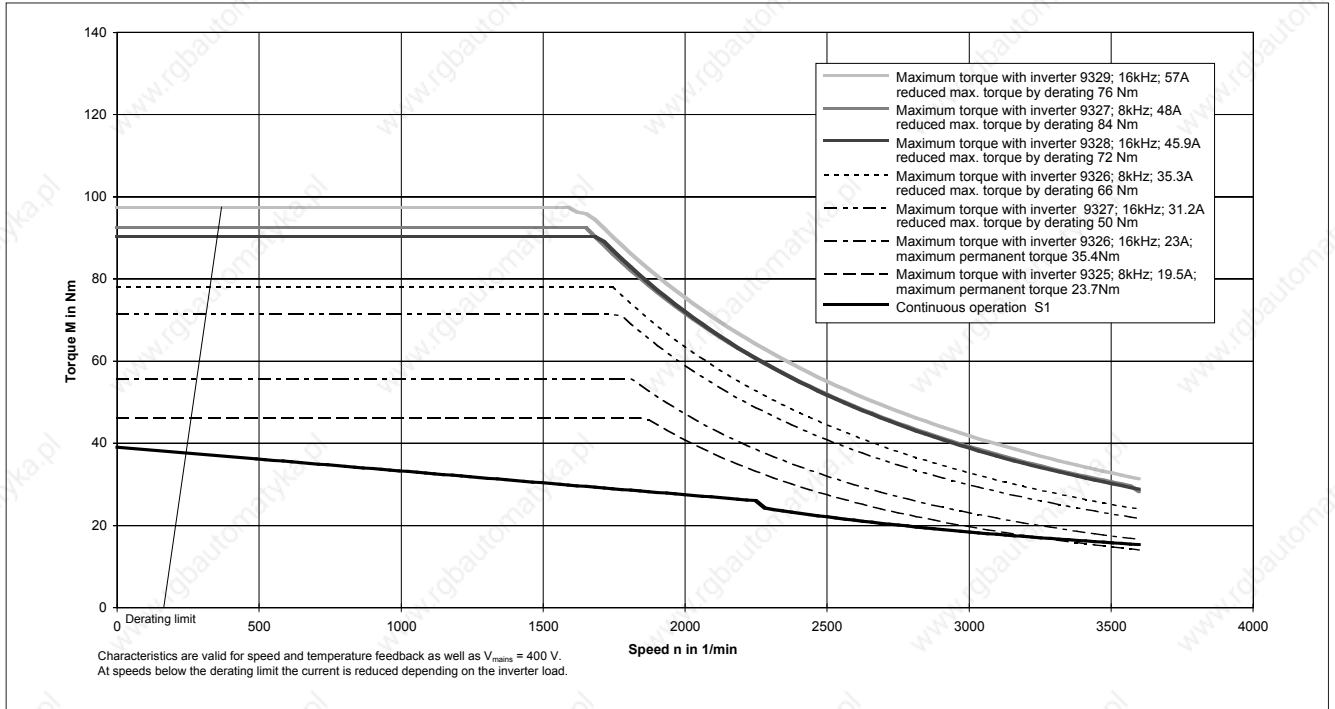


Motor-inverter combination:
Maximum and permanent torque asynchronous servo motor MDFKA 100, 120 Hz with separate fan
Inverters 9326-9331

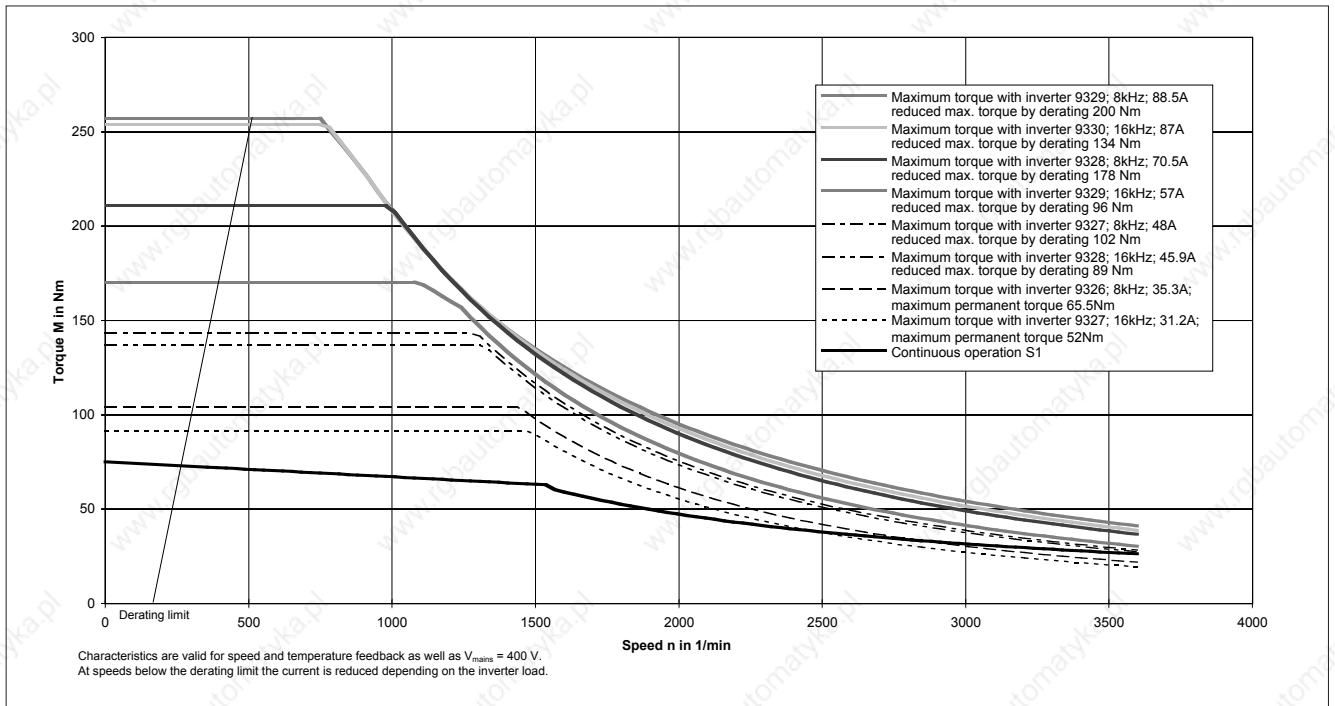


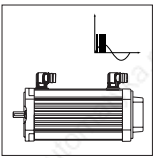


**Motor-inverter combination:
Maximum and permanent torque asynchronous servo motor MDSKA 112, 85 Hz without fan
Inverters 9325-9329**



**Motor-inverter combination:
Maximum and permanent torque asynchronous servo motor MDFKA 112, 60 Hz with separate fan
Inverters 9326-9330**

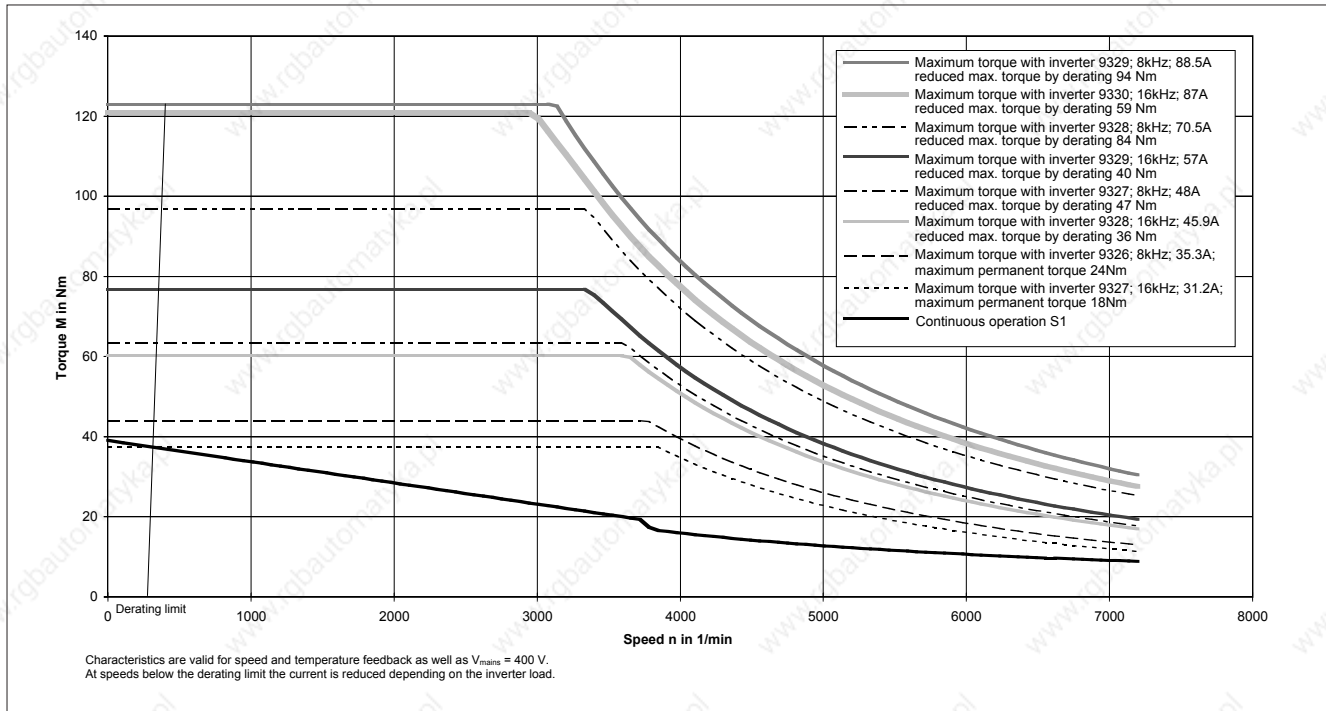




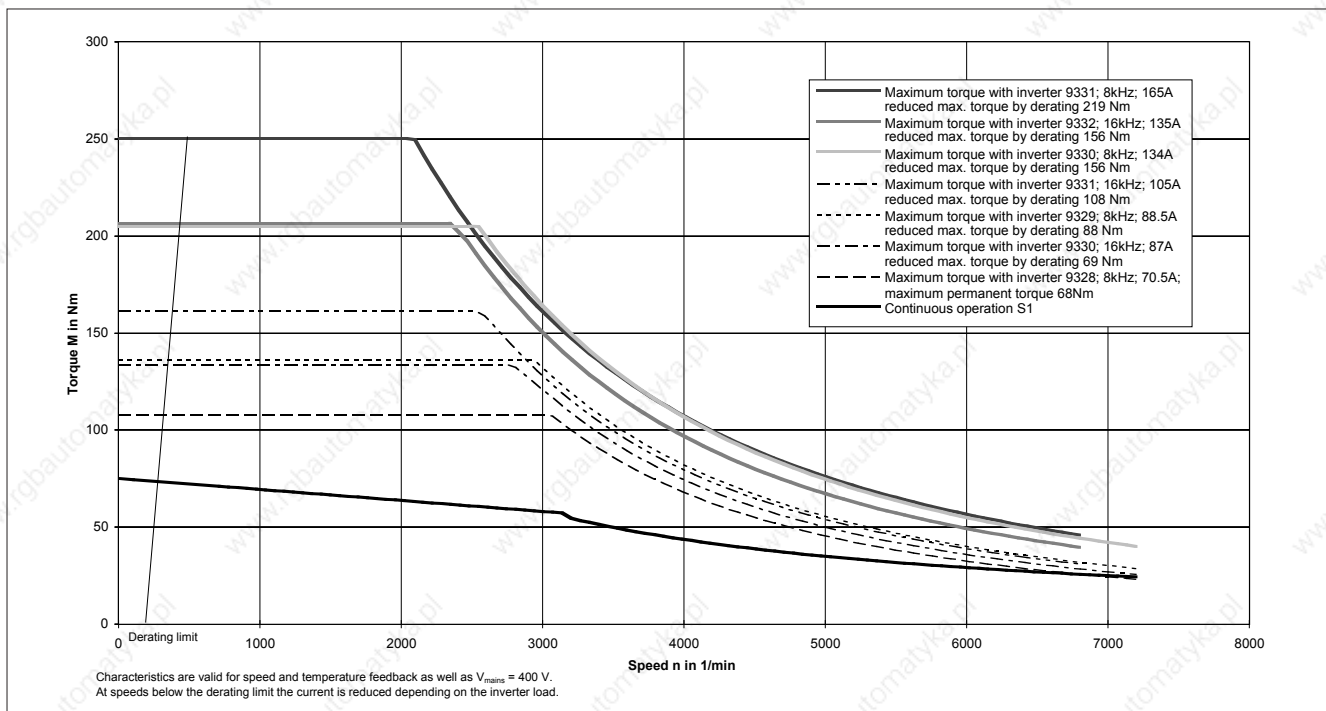
Selection

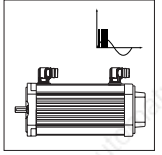
Torque-limit characteristics

Motor-inverter combination:
Maximum and permanent torque asynchronous servo motor MDSKA 112, 140 Hz without fan
Inverters 9326-9330

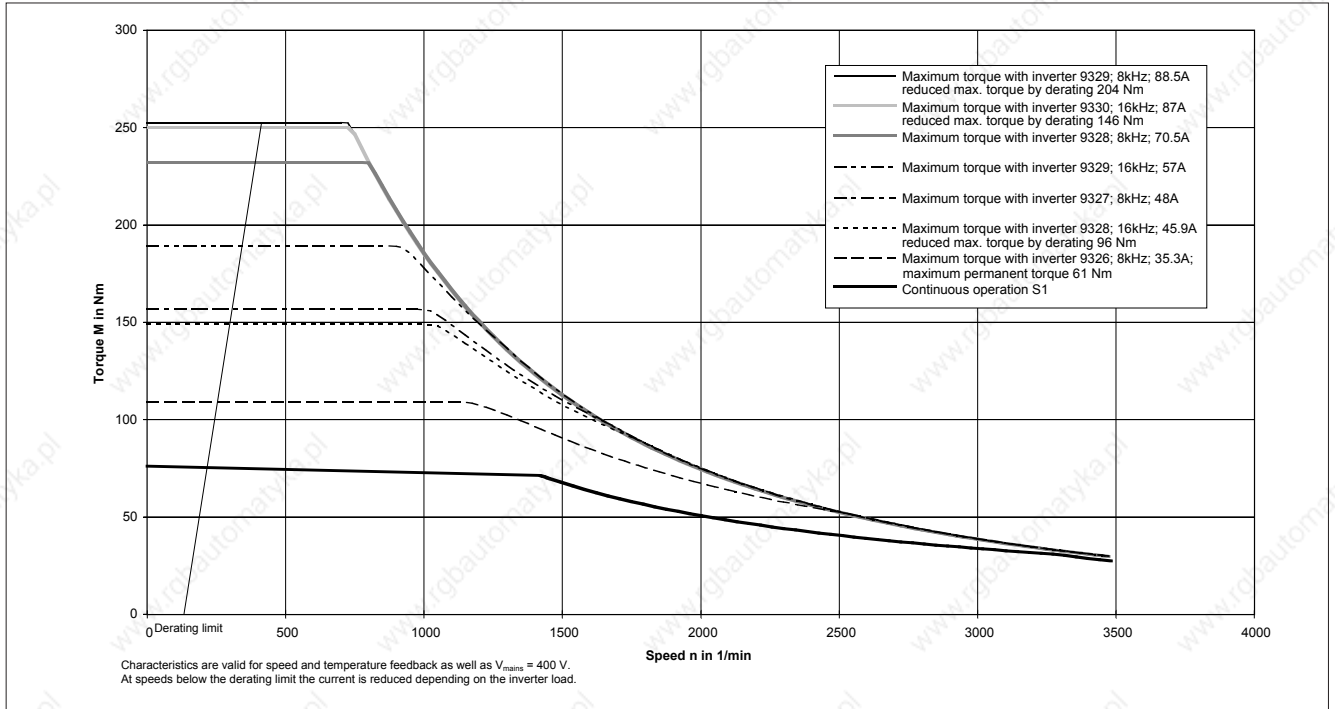


Motor-inverter combination:
Maximum and permanent torque asynchronous servo motor MDFKA 112, 120 Hz with separate fan
Inverters 9328-9332

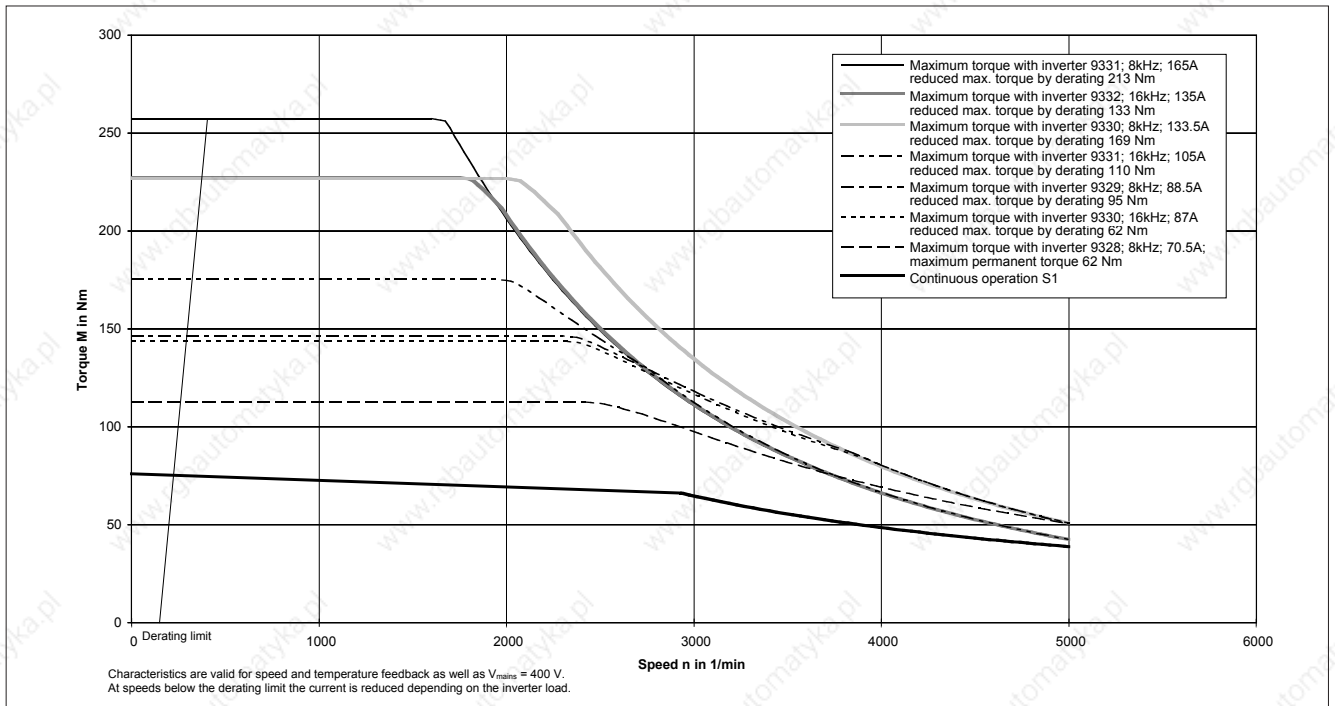


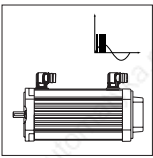


Motor-inverter combination:
Maximum and permanent torque asynchronous servo motor MDFQA 100-22, 50 Hz with separate fan in star connection
Inverters 9326-9330



Motor-inverter combination:
Maximum and permanent torque asynchronous servo motor MDFQA 100-22, 100 Hz with separate fan in star connection
Inverters 9328-9332



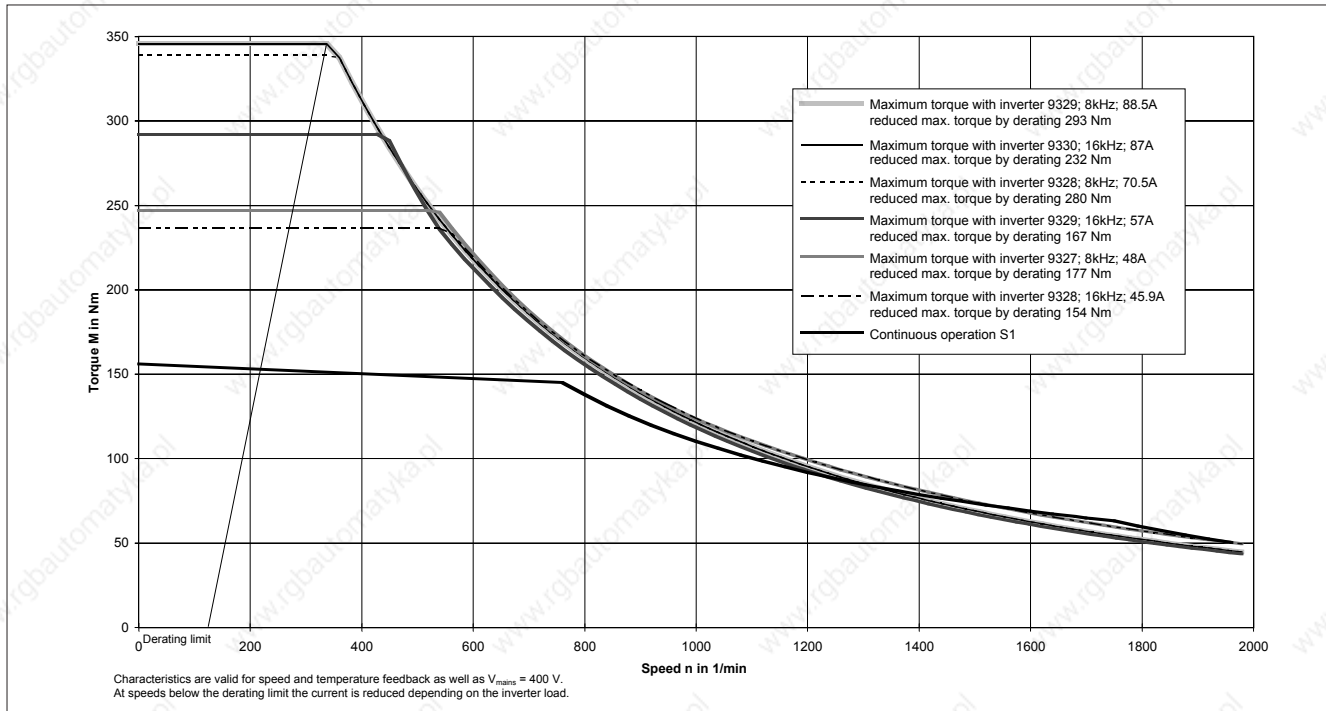


Selection

Torque-limit characteristics

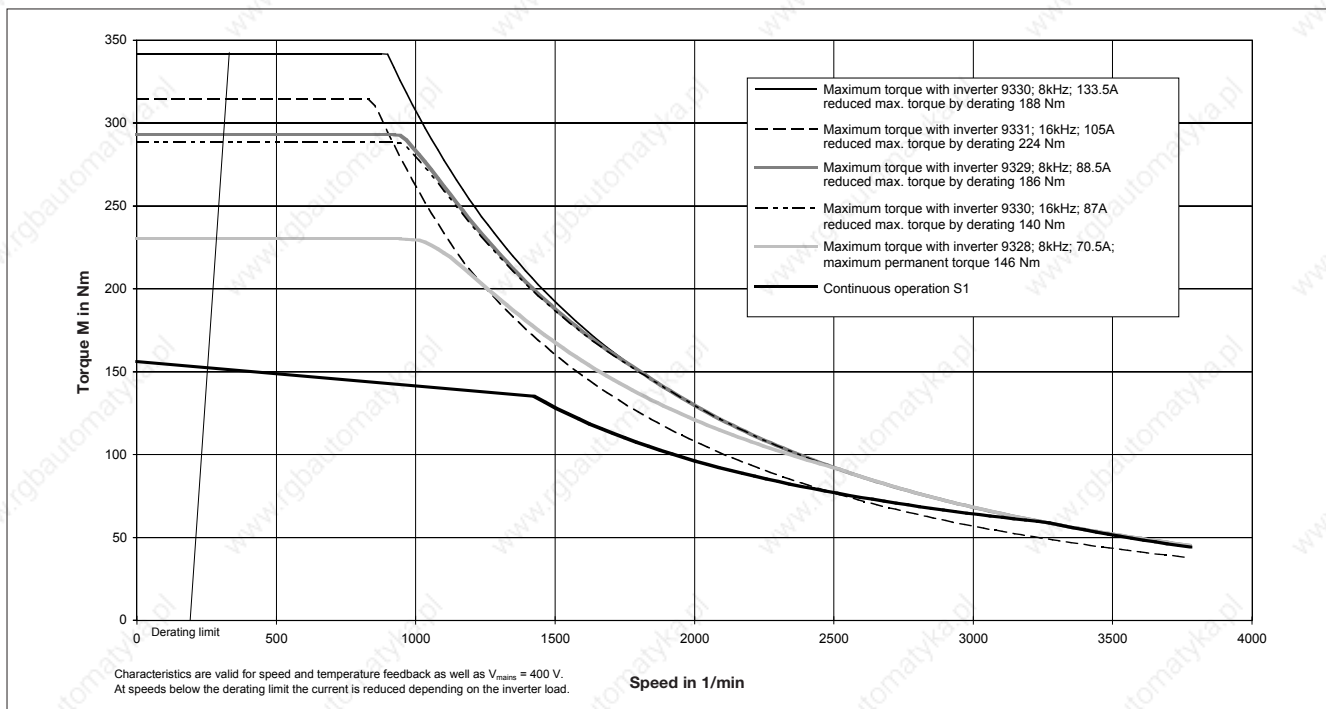
Motor-inverter combination:

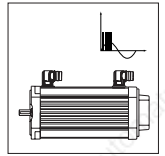
Maximum and permanent torque asynchronous servo motor MDFQA 112-22, 50 Hz with separate fan in star connection
Inverters 9327-9330



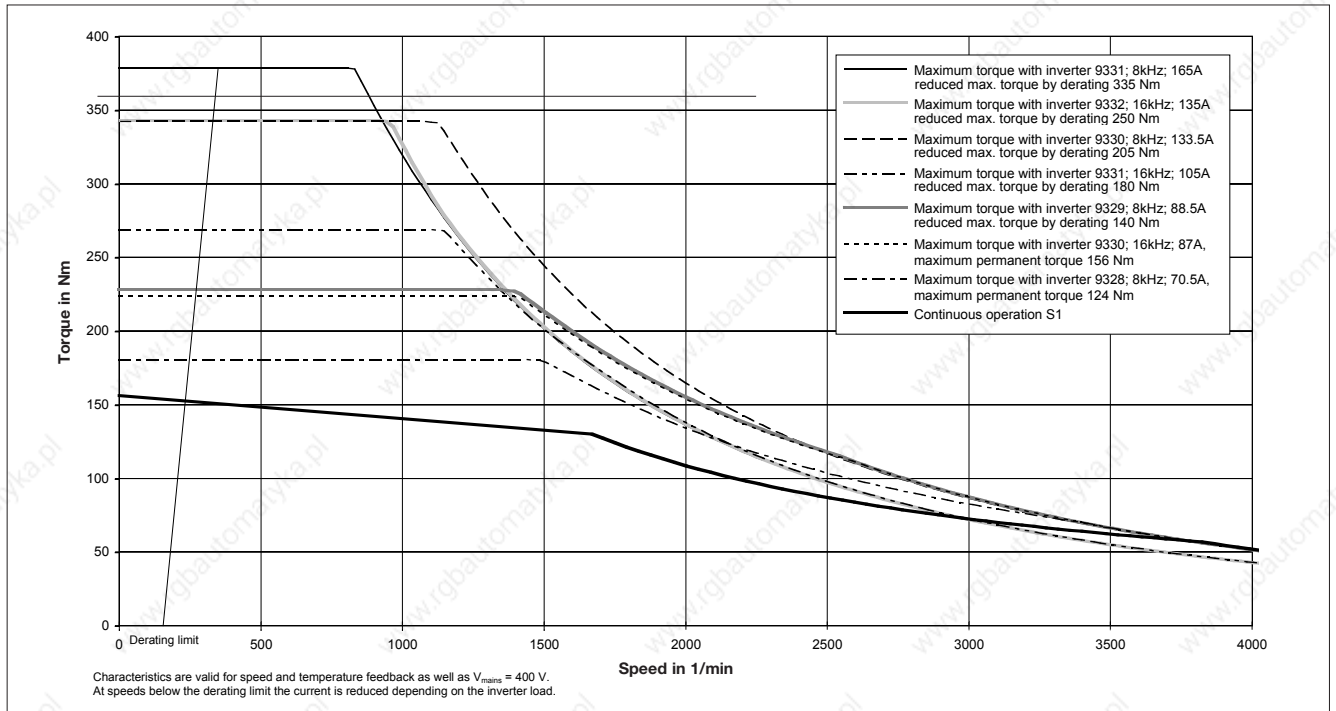
Motor-inverter combination:

Maximum and permanent torque asynchronous servo motor MDFQA 112-22, 50 Hz with separate fan in delta connection
Inverters 9328-9331

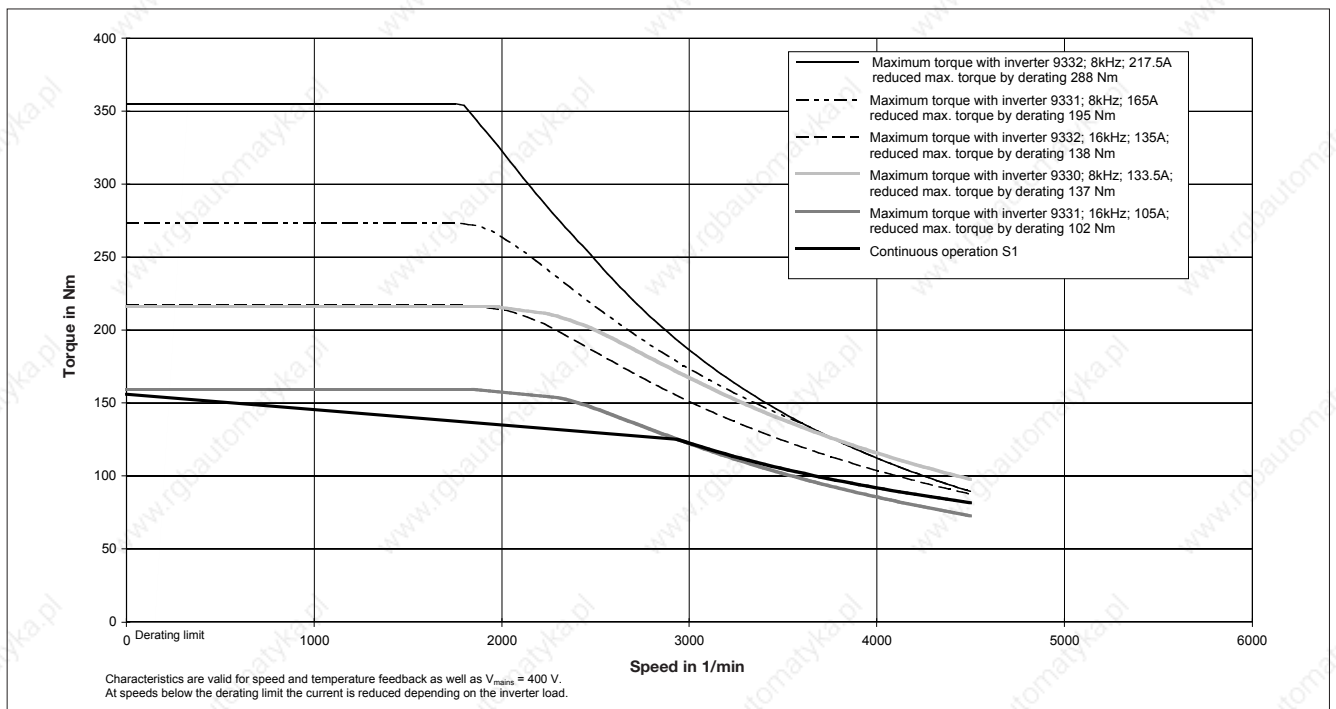


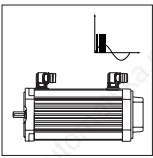


Motor-inverter combination:
Maximum and permanent torque asynchronous servo motor MDFQA 112-22, 100 Hz with separate fan in star connection
Inverters 9328-9332



Motor-inverter combination:
Maximum and permanent torque asynchronous servo motor MDFQA 112-22, 100 Hz with separate fan in delta connection
Inverters 9330-9332





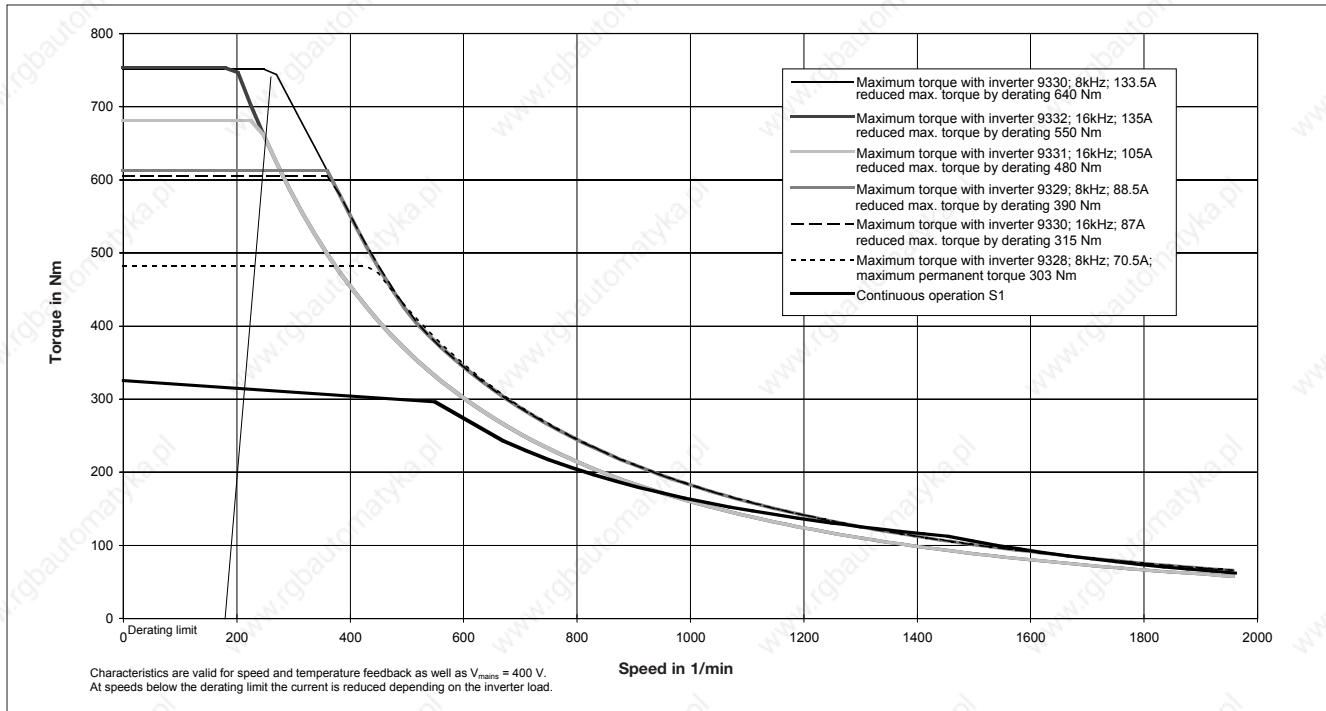
Selection

Torque-limit characteristics

Motor-inverter combination:

Maximum and permanent torque asynchronous servo motor MDFQA 132-32, 36 Hz with separate fan in star connection

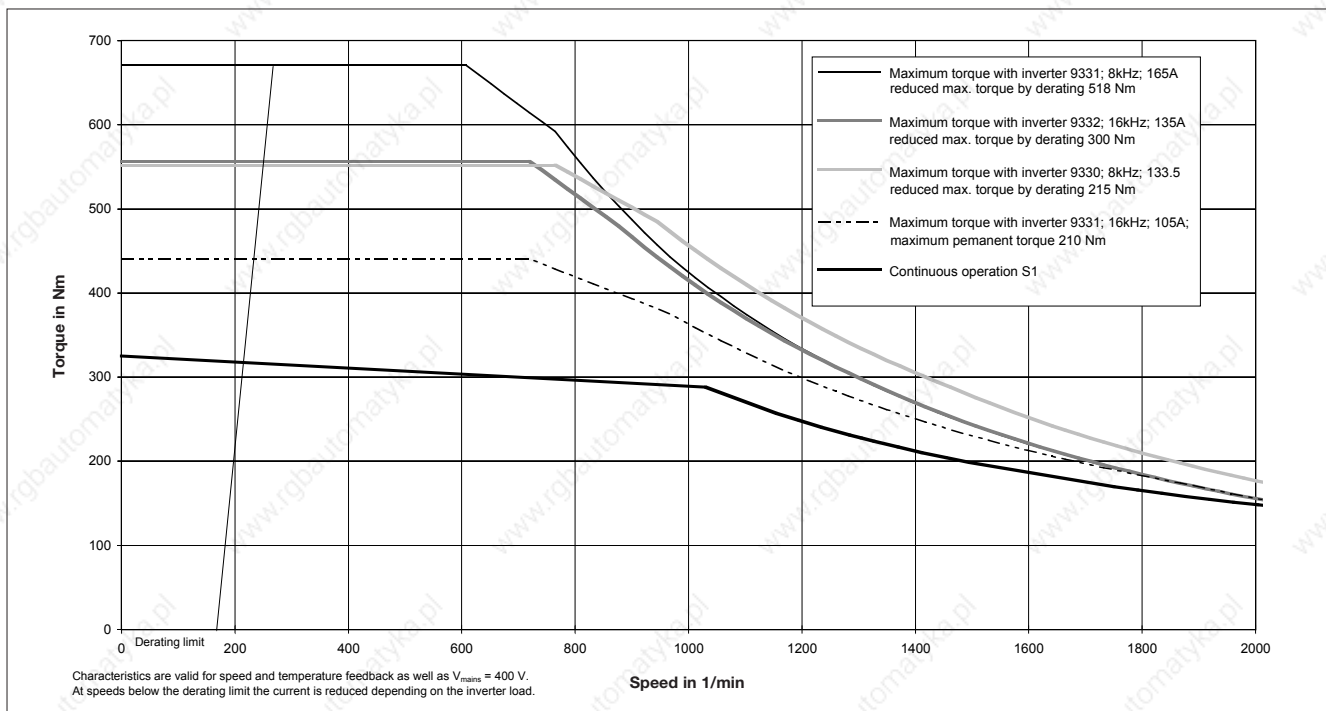
Inverters 9328-9332

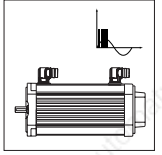


Motor-inverter combination:

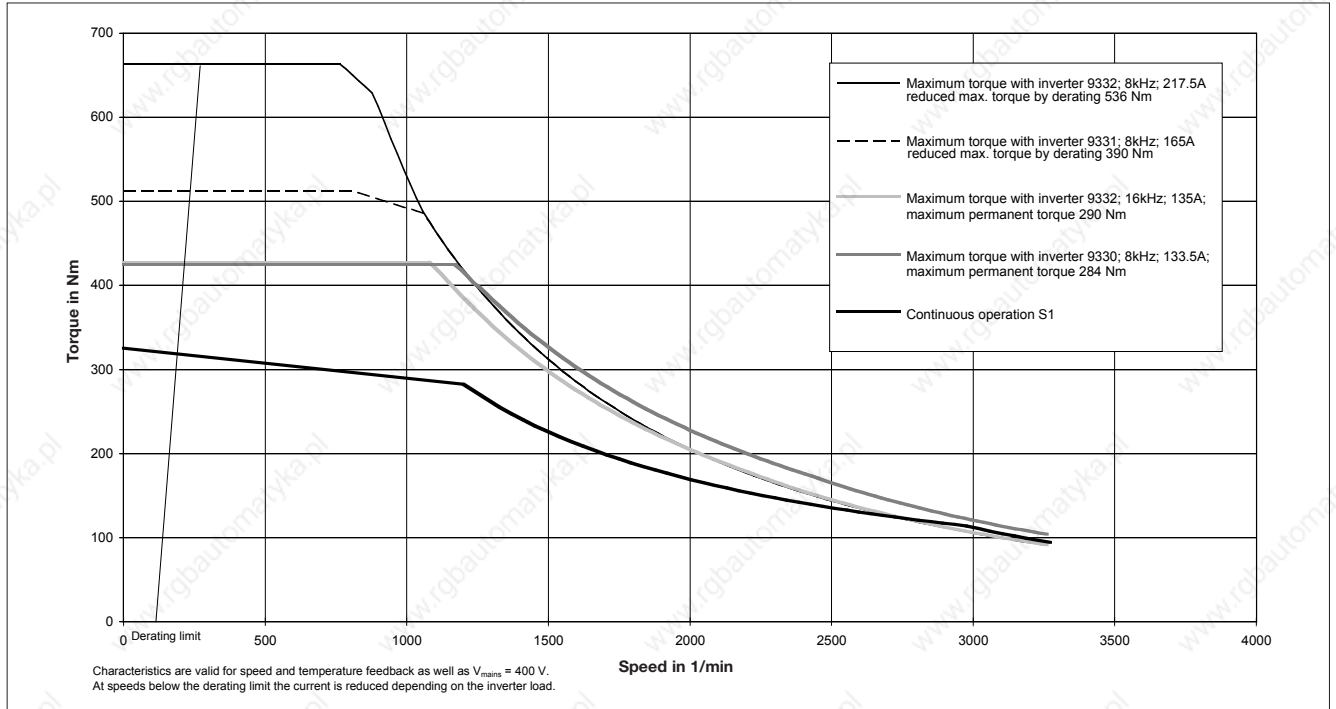
Maximum and permanent torque asynchronous servo motor MDFQA 132-32, 36 Hz with separate fan in delta connection

Inverters 9330-9332

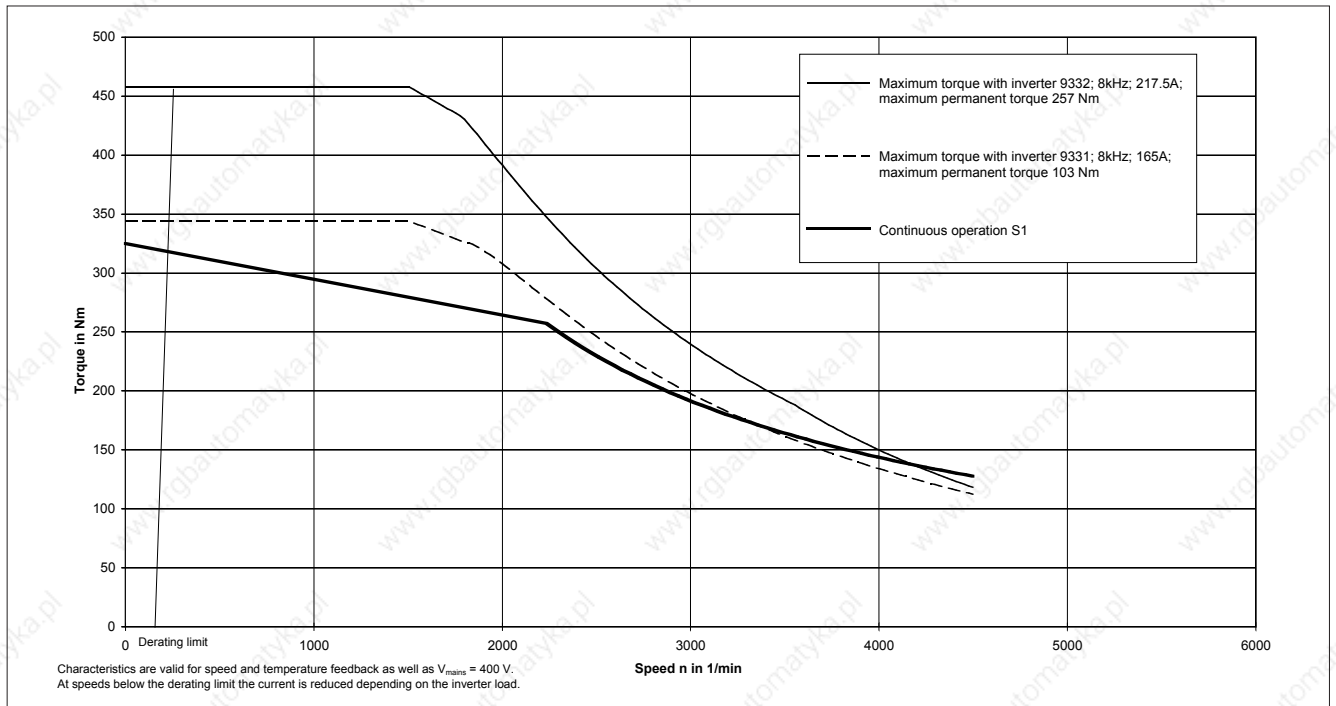


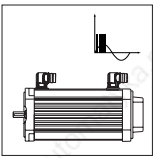


Motor-inverter combination:
Maximum and permanent torque asynchronous servo motor MDFQA 132-32, 76 Hz with separate fan in star connection
Inverters 9330-9332



Motor-inverter combination:
Maximum and permanent torque asynchronous servo motor MDFQA 132-32, 76 Hz with separate fan in delta connection
Inverters 9330-9332



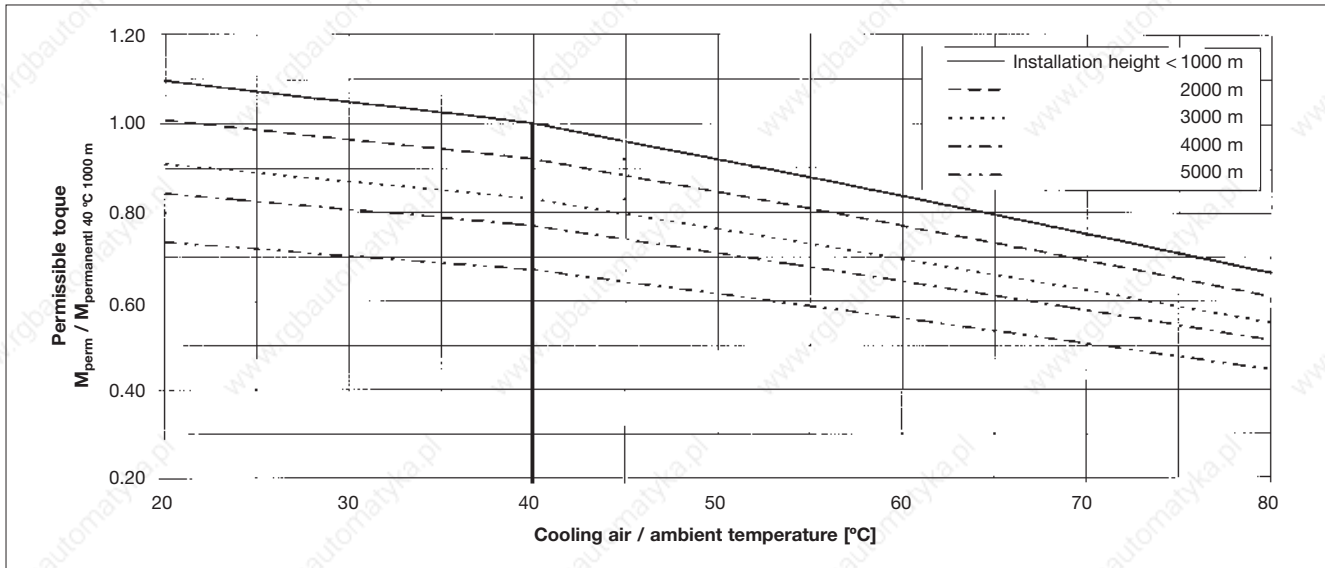


Selection

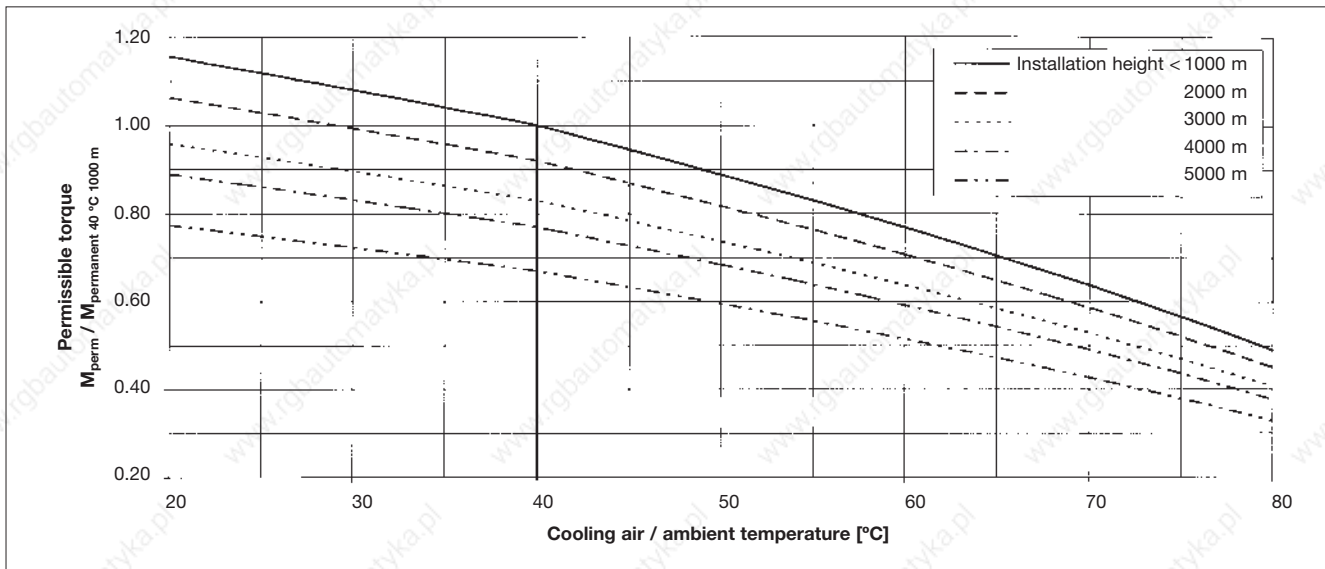
Torque-limit characteristics

Influence of ambient temperature and installation height

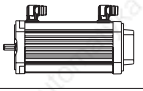
Synchronous servo motors MDXKS, for motors with separate fan MDFKS maximum ambient temperature 40° C



Asynchronous servo motors MDXKA and MDFQA, for motors with separate fan MDFKA and MDFQA maximum ambient temperature 40° C



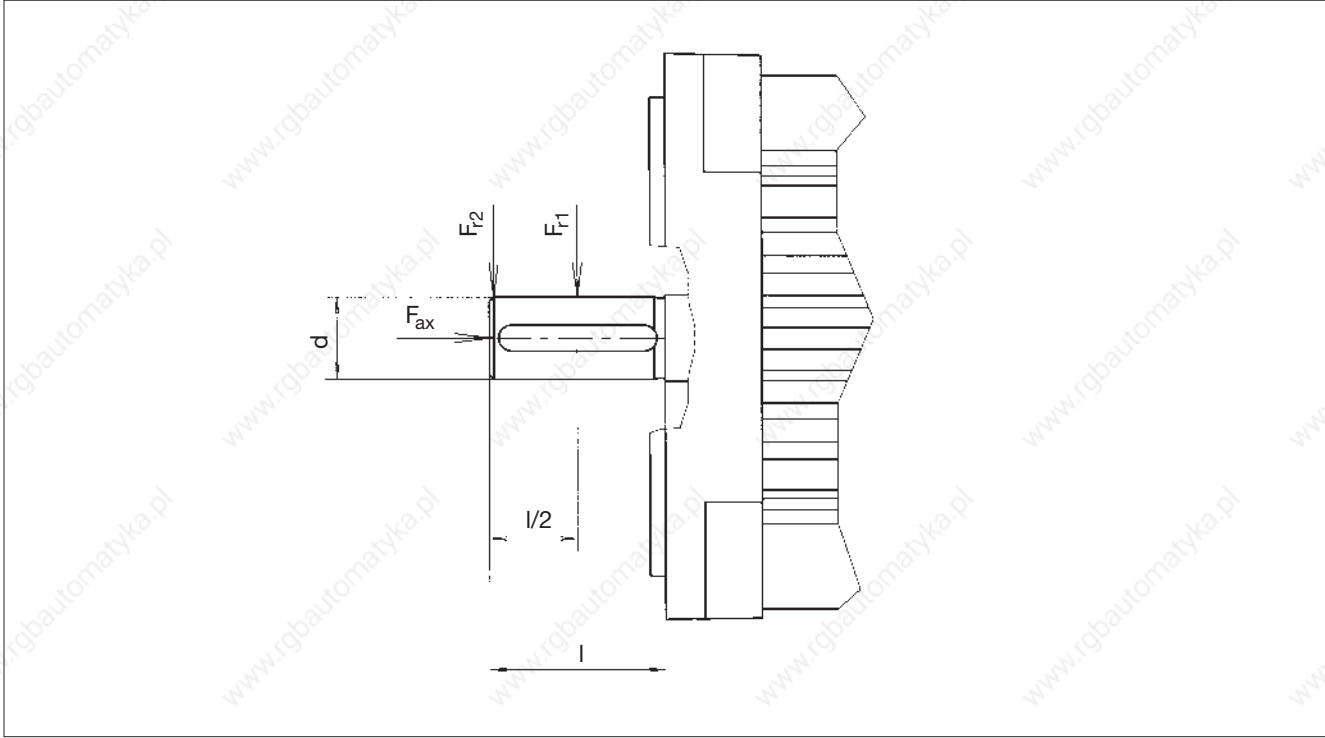
9300



Technical data

Rated data

Permissible shaft load



Series MDXKX (surface ventilated)

Motor type	d x l [mm]	F _a [N]	F _{r1} [N]	F _{r2} [N]
MDXKS 036	11 x 23	70	250	180
MDXKX 056	14 x 30	100	330	250
MDXKX 071	19 x 40	150	600	400
MDXKX 080	24 x 50	200	700	600
MDXKX 090	24 x 50	260	1000	900
MDXKX 100	28 x 60	500	1500	1400
MDXKX 112	38 x 80	700	2000	1700

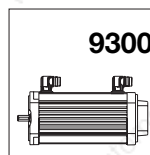
Series MDFQA (enclosed ventilated)

Motor type	d x l [mm]	F _a [N]	F _{r1} [N]	F _{r2} [N]
MDFQA 100	38 x 80	900	2300	1000
MDFQA 112	38 x 80	1300	2300	1350
MDFQA 132	55 x 110	3500	4950	3580

Calculation basis:

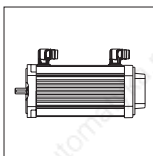
Bearing life: $L_{h10} = 20.000$ h, torque $M = 2.5 M_{rated}$

Linear interpolation between F_{r1} and F_{r2} possible.



Fans

Motor type	Fan type	V _{rated} [V]	f _{rated} [Hz]	I _{rated} [A]	P _{rated} [W]
MDFK 071		210...240, 1~	50/60	0.12	19
MDFK 080		210...240, 1~	50/60	0.12	19
MDFK 090		210...240, 1~	50/60	0.32	46
MDFK 100		210...240, 1~	50/60	0.32	46
MDFK 112		210...240, 1~	50/60	0.26	60
MDFQA 100	G2D 120	380...460, 3~	50/60	0.11	60
MDFQA 100	G2D 140 with filter	380...460, 3~	50/60	0.25	150
MDFQA 100	DNG 3-4,5 with or without filter with large voltage range	350...540, 3~	50/60	0.25	100
MDFQA 112	G2D 160 with filter	380...460, 3~	50/60	0.5	320
MDFQA 112	DNG 5-12,5 with or without filter with large voltage range	350...540, 3~	50/60	0.75	390
MDFQA 132	G2D 180	380...460, 3~	50/60	0.66	415
MDFQA 132	DNG 8-12 with or without filter with large voltage range	350...540, 3~	50/60	1.4	660



Technical data

Attachments

Brake

The servo motors MDXKX can be equipped with integrated permanent magnet holding brakes for 24 V DC (industrial type 205 V).


The enclosed ventilated asynchronous servo motors MDFQA can be equipped with a 205 V or 24 V spring operated brake.

The brakes are active after switching off the power supply (normally on principle).

When using the brakes for holding applications only, the friction linings are virtually resistant to wear. If the permissible friction work is not exceeded, at least 150 emergency stop operations are possible.

Motor type	M_B [Nm]	$V_{rated\ 24}$ [V]	I_{24} [A]	$V_{rated\ 205}$ [V]	I_{205} [A]
MDSKXBX 036	2.5	24 (+5%, -10%)	0.50	–	–
MDSKXBX 056 with direct gearbox connection	2.5 5	24 (+5%, -10%) 24 (+5%, -10%)	0.50 0.67	205 (+5%, -10%) 205 (+5%, -10%)	0.06 0.08
MDXKXBX 071 with direct gearbox connection	10 12	24 (+5%, -10%) 24 (+5%, -10%)	0.67 0.75	205 (+5%, -10%) 205 (+5%, -10%)	0.08 0.09
MDXKABX 080 with direct gearbox connection	12 20	24 (+5%, -10%) 24 (+5%, -10%)	0.75 1.00	205 (+5%, -10%) 205 (+5%, -10%)	0.09 0.12
MDXKABX 090 with direct gearbox connection	20 20	24 (+5%, -10%) 24 (+5%, -10%)	0.75 1.00	205 (+5%, -10%) 205 (+5%, -10%)	0.09 0.12
MDXKABX 100 with direct gearbox connection	40 40	24 (+5%, -10%) 24 (+5%, -10%)	1.00 1.46	205 (+5%, -10%) 205 (+5%, -10%)	0.12 0.18
MDXKABX 112 with direct gearbox connection	80 80	24 (+5%, -10%) 24 (+5%, -10%)	1.46 1.46	205 (+5%, -10%) 205 (+5%, -10%)	0.18 0.18
MDFQABX 100	80 150	24 (+5%, -10%) 24 (+5%, -10%)	2.29 3.54	205 (+5%, -10%) 205 (+5%, -10%)	0.27 0.41
MDFQABX 112	150 240	24 (+5%, -10%) 24 (+5%, -10%)	3.54 4.17	205 (+5%, -10%) 205 (+5%, -10%)	0.41 0.49
MDFQABX 132	240 360	24 (+5%, -10%) 24 (+5%, -10%)	4.17 4.58	205 (+5%, -10%) 205 (+5%, -10%)	0.49 0.54

The employed brakes are no safety brakes in the real sense of the word, i.e. in case of disruption by not influencable factors, like penetration of oil or failure of the A-side shaft seal, a reduction of torque may occur.



Motor type	t ₁ , t _{is} ¹⁾ [ms]	t ₂ , t _{auf} [ms]	QE ²⁾ [kJ]	Shü ³⁾ [1/h]	J _B [kgcm ²]	m [kg]
MDSKXBX 036	8	18	3.2	31	0.38	0.85
MDSKXBX 056 with direct gearbox connection	8 13	18 22	3.2 6.5	31 23	0.38 1.06	0.85 0.75
MDXKXBX 071 with direct gearbox connection	20 24	29 30	6.5 12.0	23 17	1.06 3.60	0.83 1.38
MDXKABX 080 with direct gearbox connection	24 28	30 55	12.0 25.0	17 12	3.60 3.60	1.45 1.45
MDXKABX 090 with direct gearbox connection	25 28	50 55	12.0 25.0	17 12	3.60 9.50	1.54 2.42
MDXKABX 100 with direct gearbox connection	28 40	73 100	25.0 50.0	12 9	9.50 31.80	2.72 4.79
MDXKABX 112 with direct gearbox connection	53 53	97 97	50.0 50.0	9 9	31.80 31.80	4.98 4.98
MDFQABX 100	90 110	180 300	37 60	27 20	15.00 29.00	13.5 20
MDFQABX 112	110 200	300 400	60 80	20 19	29.00 73.00	21.5 31
MDFQABX 132	200 270	400 500	80 120	19 17	73.00 200.00	32.5 46

- 1) Engagement time for DC switching, for AC switching t_{is} prolonged by approx. factor 4
- 2) Max. friction work per switching operation with n = 1500 min⁻¹
- 3) Transference operating frequency to VDI 2241 to detect the permissible operating frequency or friction work

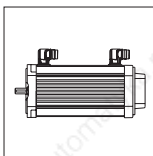
With long motor cables and especially with 24V brakes, the ohmic voltage drop along the cable must be observed and compensated by a higher voltage input – otherwise, the voltage applied to the brake will not be high enough (24V or 205V).

For Lenze system cables the following applies:

$$\Delta V_B = 0.08 \cdot I_{\text{cable}} [\text{m}] \cdot I_B [\text{A}]$$

If the voltage applied to the brake is not correct (too high, too low, wrong polarity), the brake is activated immediately and can be overheated and destroyed by the still rotating motor.

Shortest switching times of the brake can be reached by DC switching of the voltage. A spark suppresser avoids voltage peaks.



Technical data

Attachments

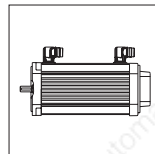
Angle and speed encoder for servo motors MDXK and MDXQ

Encoder	Resolver	Incremental encoder	Sin-Cosen encoder single turn	Sin-Cos encoder multi turn
Available for				
Synchronous servo motor MDXKS	●		●	●
Asynchronous servo motor MDXKA (surface cooled)	●	●	●	●
Asynchronous servo motor MDXQA (enclosed ventilated)	●	●	●	●
Designation	RS	IT2048	AS512	AM512
Type		ITD21	SCS70	SCM70
Signals		2048 bars TTL signals	512 periods, sine signals 1 V _{ss} asynchronous half-duplex interface RS485 for transmission of the absolute position	
Resolution	0.8'	2.6'	0.4'	0.4'
Accuracy	+/- 10' bzw. +/- 4' when entering the correction code	+/- 2' depending on no. of bars	+/- 0.8'	+/- 0.8'
Absolute positioning	1 revolution	no	1 revolution	4096 rev.
Note	Standard solution for most applications	Incremental encoder instead of resolver	Sin-Cos encoder instead of resolver current position via interface of the 9300. Operation only possible after encoder selection at 9300 (encoder type and voltage supply), values saves, and unit switched off and on again.	

Resolver (built-in encoder)

Stator-fed resolver with 2 stator windings turned by 90° and a rotor winding with transformer winding.

Design	Brushless hollow shaft resolver in pancake-design	
Max. speed (permanent)	8000 min ⁻¹	
Max. speed (short time)	10000 min ⁻¹	
Input voltage	10 V amplitude	
Input frequency	4 kHz	
Ratio stator / rotor	0.3 ± 5 %	
Rotor impedance	Z _{ro}	51Ω + j90 Ω
Stator impedance	Z _{s0}	102 Ω + j150 Ω
Impedance	Z _{rs}	44 Ω + j76 Ω
Insulation resistance	> 10 MΩ with 500 V DC	
No. of pole pairs	1	
Max. phase error	± 10 angular minutes	



Sin-Cos absolute value encoder (built-in encoder)

Absolute value encoder with 2 sine-wave signals displaced by 90° with 512 periods per revolution and serial interface RS 485 for the transmission of

parameters and the absolute position within one or 4096 revolutions.

Type	SCS 70
Design	Brushless hollow shaft encoder
Maximum torque	12000 min ⁻¹
No. of revolutions absolutely resolved	1 (single turn)
No. of periods	512 periods / rev.
Output signals	2 sine-wave signals displaced by 90° with 1 V _{SS} , serial interface RS 485, asynchronous, half duplex
Limit frequency	100 kHz
Voltage supply	7 ... 12 V
Current consumption	100 ... 130 mA

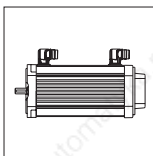
Type	SCM 70
Design	Brushless hollow shaft encoder
Maximum torque	12000 min ⁻¹
No. of revolutions absolutely resolved	4096 (multi turn)
No. of periods	512 periods / rev.
Output signals	2 sine-wave signals displaced by 90° with 1 V _{SS} , serial interface RS 485, asynchronous, half duplex
Limit frequency	100 kHz
Versorgung	7 ... 12 V
Current consumption	100 ... 130 mA

Incremental encoder (built-in encoder)

Encoder with 2 TTL square-wave signals displaced by 90° with 2048 pulses per revolution and additional zero track.

This encoder is optionally available as preference feedback to the resolver for motor series MDFQA.

Type	ITD 21
Design	Brushless hollow shaft encoder
Maximum torque	8000 min ⁻¹
No. of pulses	2048 pulses / rev.
Output signals	2 square-wave signals displaced by 90°, zero pulse, complementary TTL signals, V _{low} ≤ 0.5 V, V _{high} ≥ 2.5 V
Voltage supply	5 V ± 5 %, protect against polarity reversal
Current consumption	≤ 150 mA
Limit frequency	300 kHz



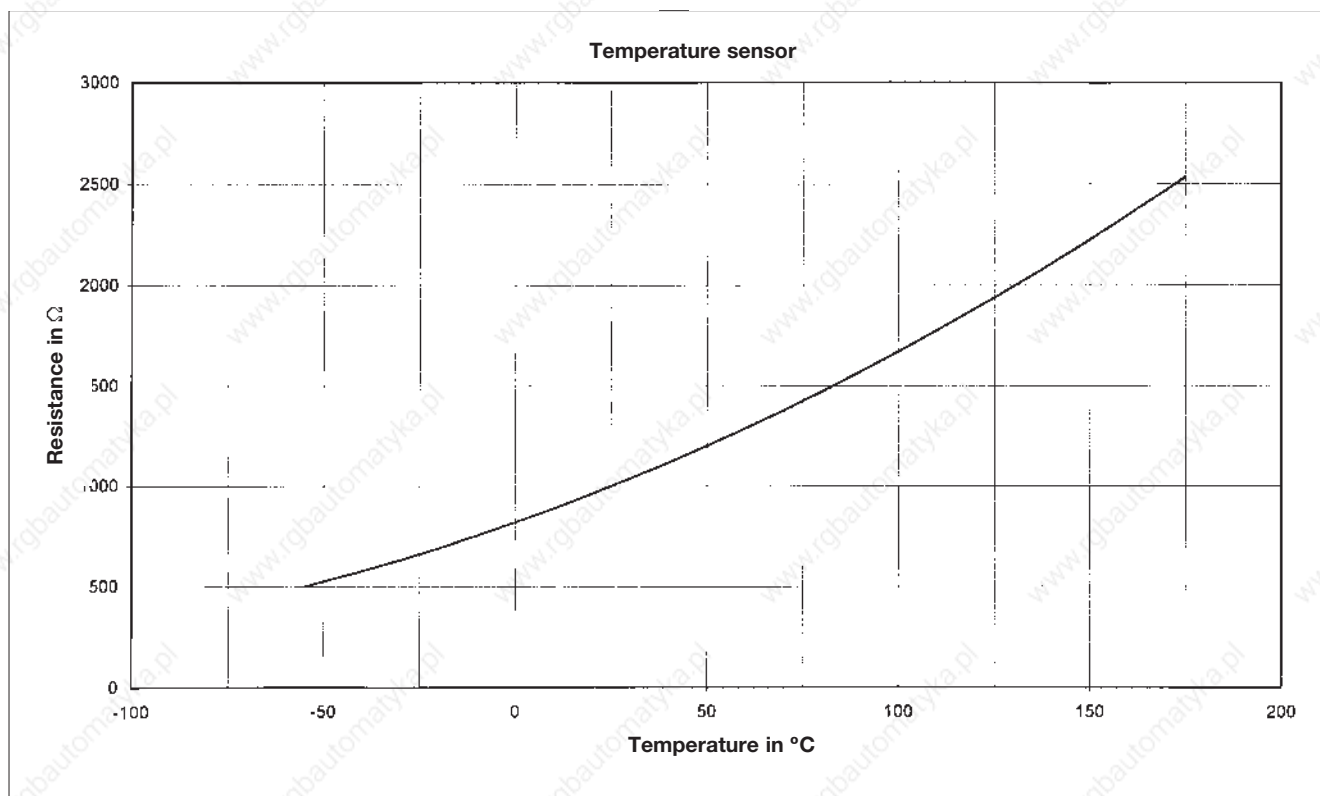
Technical data

Attachments

Temperature sensor KTY 83-110 (integrated)

The KTY temperature sensor continuously measures the motor temperature. It represents, though, no complete protection. The signals are fed back to the servo inverter

9300 via the system feedback cable. When feeding the encoder with a measuring current of 1 mA, temperature and resistance show the following characteristic:



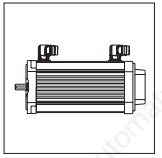
Temperature switch – normally closed contact

As alternative to the continuous sensor KTY, with the MDFQA it is also possible to use a temperature contact to monitor the windings.

Asynchronous motors of the series MDFQA are equipped with both temperature monitoring.

Technical data

	AC connection	DC connection		
Release temperature		150 °C ± 5 °C		
Reset temperature		90...135 °C		
Connection voltage	250 V ≈	60 V	48 V	24 V
Rated current [A]	2.5 A	1.0 A	1.25 A	1.6 A

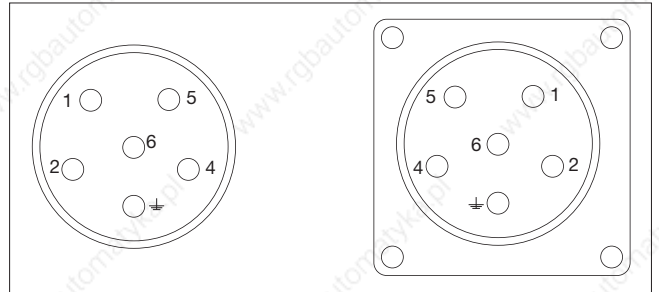


Plug-in connectors for motor connection

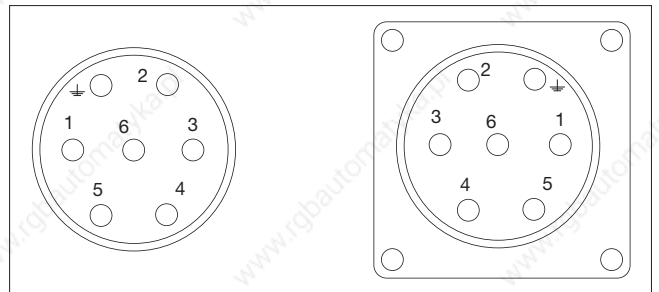
Power connection, brake connection

	Pin no.	Terminal designation
Holding brake +UB	1	Y1
Holding brake -UB	2	Y2
Earth PE	⊕	⊕
Motor power phase U	4	1, U1
Motor power phase V	5	2, V1
Motor power phase W	6	3, W1
Global Drive system cables		
Standard cable	EWLMxxxGM-015C	
	MDXK036...090	
	EWLMxxxGM-025	
	MDXK036...090	
	EWLMxxxGM-040	
	MDXKA100...112	
Trailing cable	EWLMxxxGM-100	
	MDXKA100...112	
	EWLMxxxGMS025	
	MDXKA036...090	
	EWLMxxxGMS040	
Intermediate cable	MDXKA100...112	
	EWLMxxxZM-015	
	MDXKA036...090	

MDXK 036...090



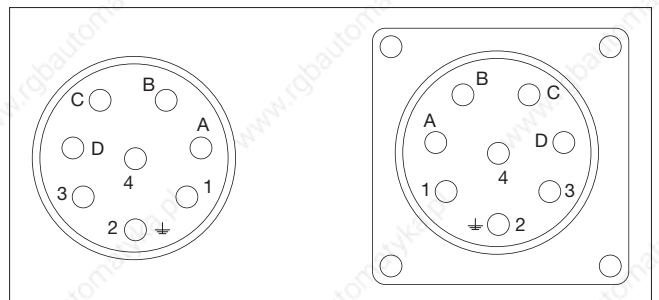
MDXKA 100...112

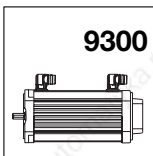


Fan connection

	Pin no.	Terminal designation
Earth PE	2	⊕
Fan power L1	A	U1
Fan power N	B	U2
Global Drive system cables		
Standard cable	EWLLxxxGM	
Trailing cable	EWLLxxxGMS	
Intermediate cable	EWLLxxxZM	

MDXK





9300

Technical data

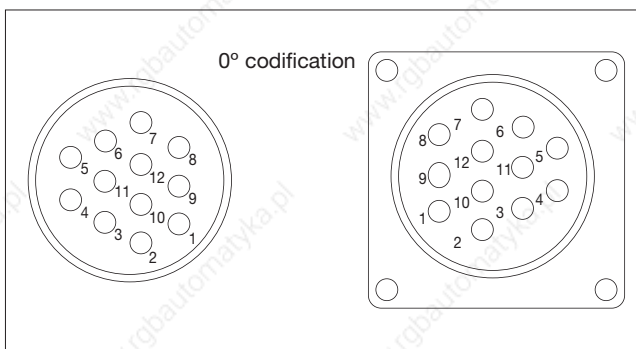
Motor connection

Plug-in connectors for motor connection

Resolver connection

	Pin no.	Terminal designation
+Ref., transformer / reference winding	1	B1
-Ref., transformer / reference winding	2	B2
+Cos, stator winding	4	B4
-Cos, stator winding	5	B5
+Sin, stator winding	6	B6
-Sin, stator winding	7	B7
Temperature sensor +KTY	11	T1
Temperature sensor -KTY	12	T2
Global Drive system cables		
Standard cable	EWLRxxxGM-T	
Intermediate cable for trailing	EWLRxxxZMST	
Intermediate cable	EWLRxxxZM-T	

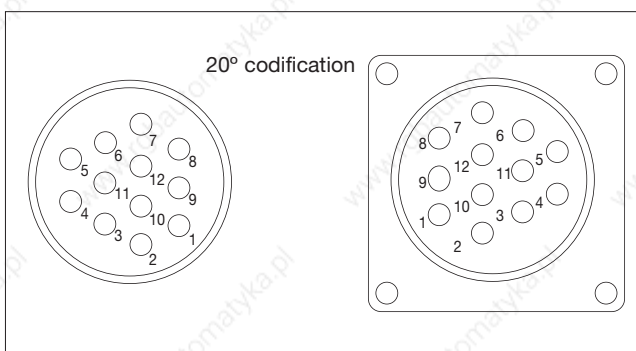
MDXK, MDFQA




Connection of Sin-Cos absolute value and incremental encoder

	Pin no.	Terminal designation
Track +B / +SIN	1	B5
Track -A / -COS	2	B4
Track +A / +COS	3	B3
Supply VCC	4	B1
Mass GND	5	B2
Track -0, -Z / -RS485	6	B8
Track +0, +Z / +RS485	7	B7
Track -B / -SIN	9	B6
Temperature sensor +KTY	11	T1
Temperature sensor -KTY	12	T2
Global Drive system cables		
Standard cable	EWLExxxGM-T	

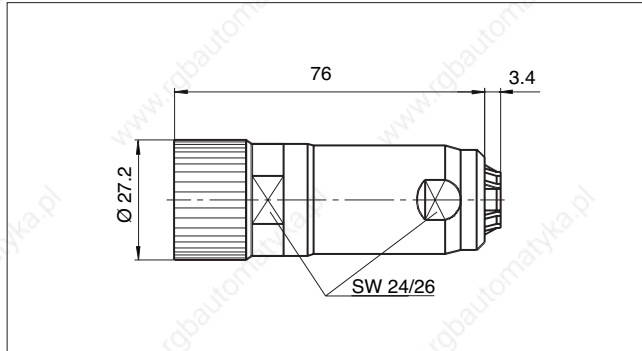
MDXK, MDFQA



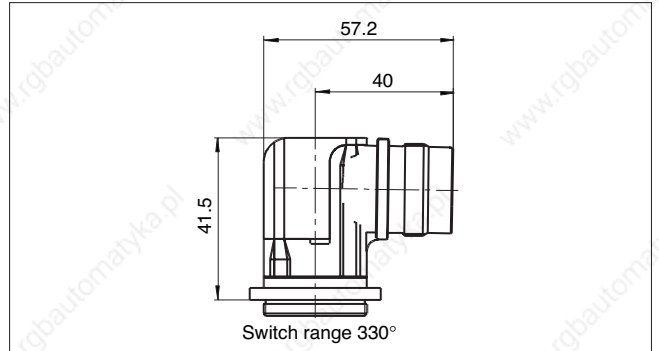


Dimensions of plugs and sockets

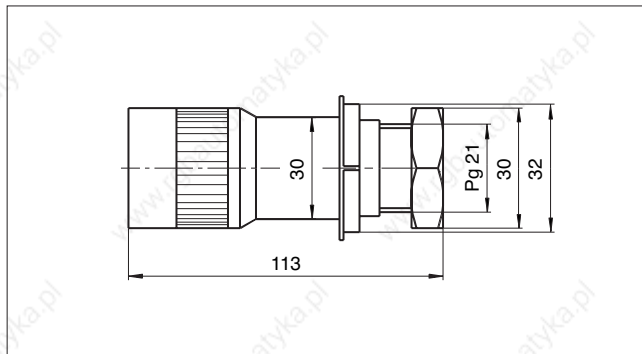
Power plug size 036 ... 090



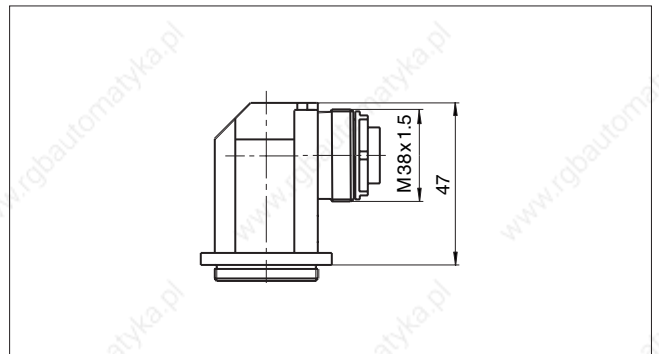
Right angle socket motor size 036 ... 090



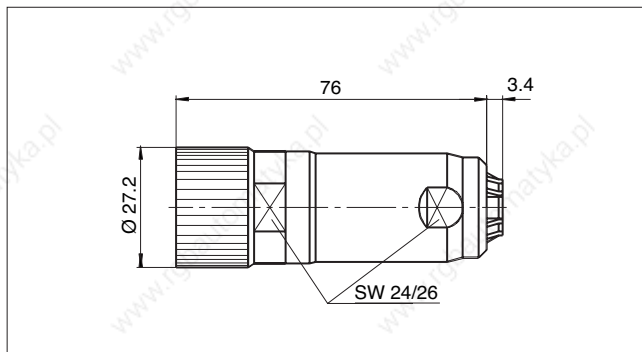
Power plug size 100 ... 112



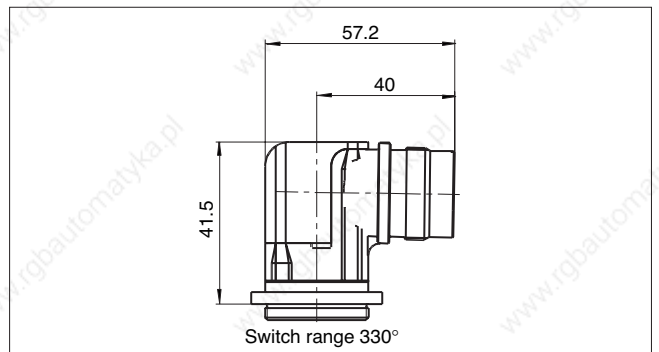
Right angle socket motor size 100 ... 112



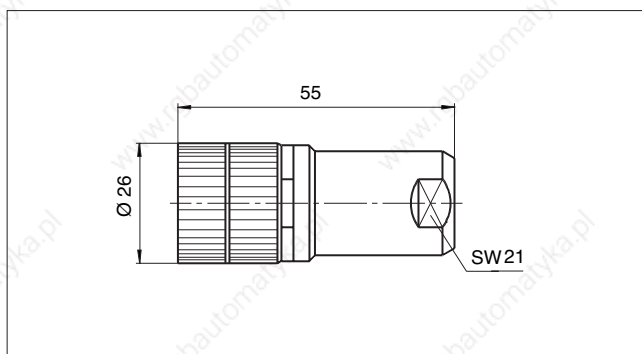
Fan plug



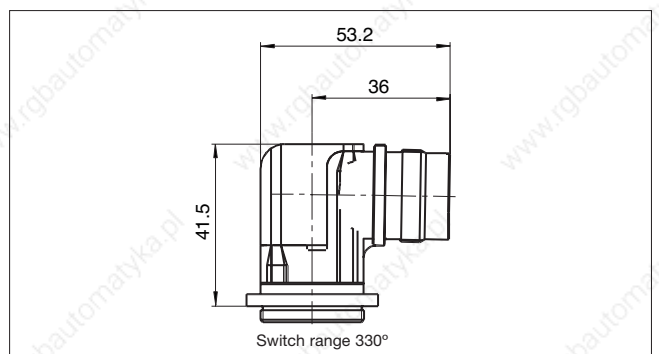
Right-angle socket fan




Encoder plug (resolver / Sin-Cos / incremental encoder)



Right-angle socket encoder





9300

Technical data

Motor connection

Terminal box

As alternative to plug-in connectors, servo motors MDXK can be equipped with terminal boxes for power connection and brake.

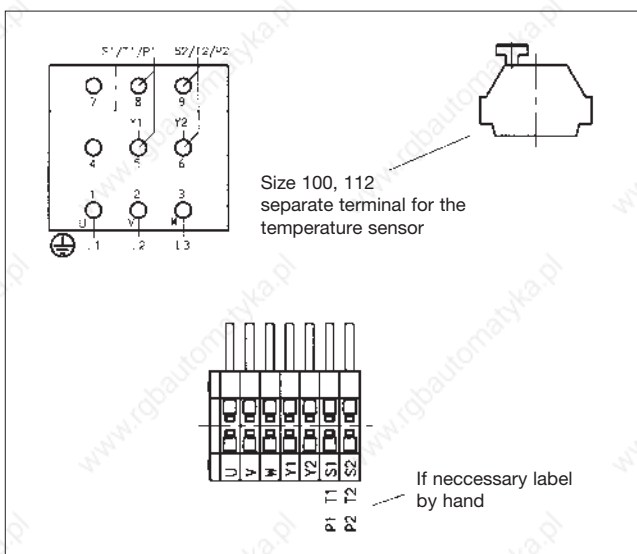
The power connection of servo motors MDFQA (enclosed ventilated) is always equipped with a terminal box.

a) Motor MDXK

Connections

	Pin no.	Terminal designation
Brake	5	Y1
Brake	6	Y2
Protective earth	PE	PE
Motor phase	1	U
Motor phase	2	V
Motor phase	3	W

Terminals

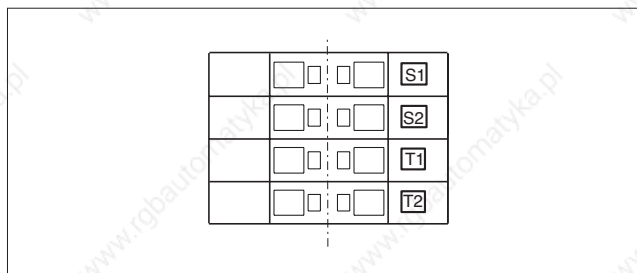


b) Motor MDFQA

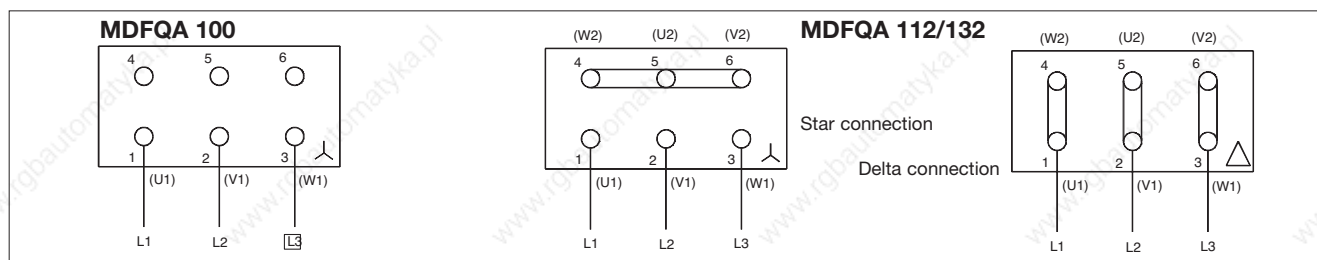
Connections

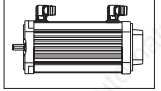
	Terminal designation
Protective earth	PE
Motor phase	U
Motor phase	V
Motor phase	W
Thermostat, connection T1 with 9300	S1
Thermostat, connection T2 with 9300	S2
Temperature sensor*, KTY, con. through encoder	T1
Temperature sensor*, KTY, con. through encoder	T2

Terminals



* Motors with feedback have the temperature sensor connected to the encoder plug.





Motor connection

Feedbacks and fans can be connected to a second terminal box.

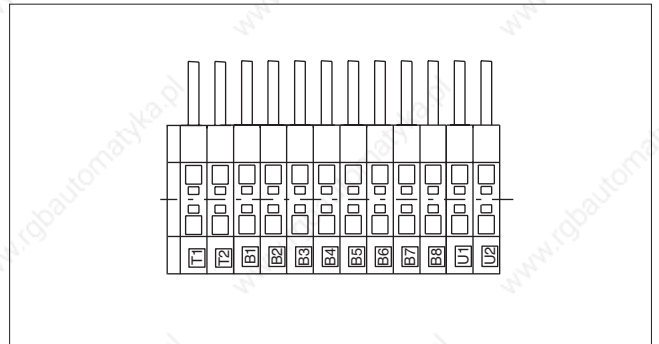
The feedback of servo motors MDFQA (enclosed ventilated) is always equipped with plug-in connectors.

Resolver as feedback

Connections

	Pin no.	Terminal designation
Temperature sensor	T1	+ KTY
Temperature sensor	T2	- KTY
Resolver	B1	+ Ref
Resolver	B2	- Ref
	B3	
Resolver	B4	+ cos
Resolver	B5	- cos
Resolver	B6	+ sin
Resolver	B7	- sin
	B8	
Separate fan	U1	L1
Separate fan	U2	N

Terminals

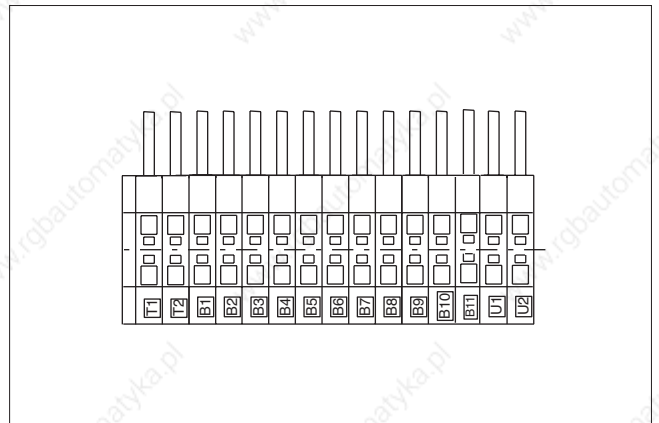


Incremental encoder of SinCos-encoder as feedback

Connections

	Pin no.	Terminal designation
Temperature sensor	T1	+ KTY
Temperature sensor	T2	- KTY
Incremental encoder supply +	B1	+ UB
Incremental encoder supply -	B2	± ov
Incremental encoder track A	B3	A
Incremental encoder track A invers	B4	- A
Incremental encoder track B	B5	B
Incremental encoder track B invers	B6	- B
Inc. encoder track C (zero track)	B7	N
Inc. encoder track C (zero track invers)	B8	N
Incremental encoder mass/sensor	B9	± ov
Incremental encoder screen	B10	Screen
Incremental encoder screen +	B11	+ U sensor
Separate fan	U1	L1
Separate fan	U2	N

Terminals

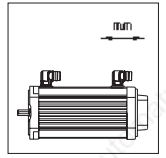


PG glands and bolts

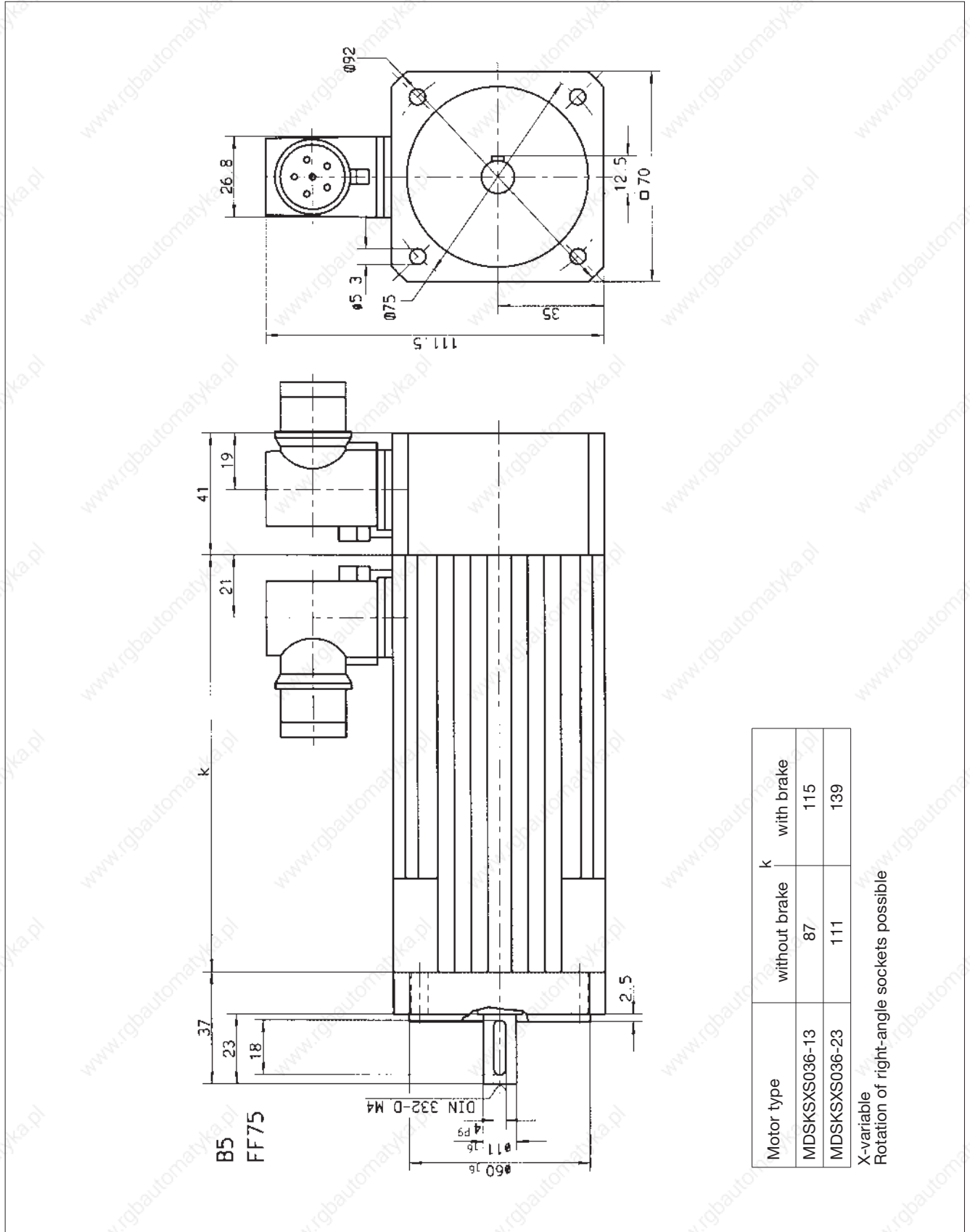
Motor type	Power connection		Encoder / fan connection
	PG glands	Bolts	PG glands
MDSK 056	1xPG13.5 + 1xPG11	M4 bzw. 0.08...2.5 mm ²	1xPG13.5 + 1xPG11 + 3xPG7
MDXK 071	1xPG13.5 + 1xPG11	M4 bzw. 0.08...2.5 mm ²	1xPG13.5 + 1xPG11 + 3xPG7
MDXK 080	1xPG13.5 + 1xPG11	M4 bzw. 0.08...2.5 mm ²	1xPG13.5 + 1xPG11 + 3xPG7
MDSK 090	1xPG13.5 + 1xPG11	M4 bzw. 0.08...2.5 mm ²	1xPG13.5 + 1xPG11 + 3xPG7
MDXK 100	2x PG16	M5	2xPG16 + 3x PG7
MDXK 112	1xPG21 + 1xPG16	M5	2xPG16 + 3x PG7
		Power connection	Fan connection
MDFQ 100	2xPG29 + 1xPG9 *	M6	1xPG9
MDFQ 112	2xPG36 + 2xPG9 *	M8	1xPG9
MDFQ 132	4xPG29 + 2xPG9 *	M12	1xPG9

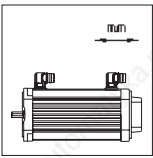
* For connection of parallel screened cables, e.g. 3 St 4 x 35 mm² or 4 St 4 x 25 mm²

Dimensions



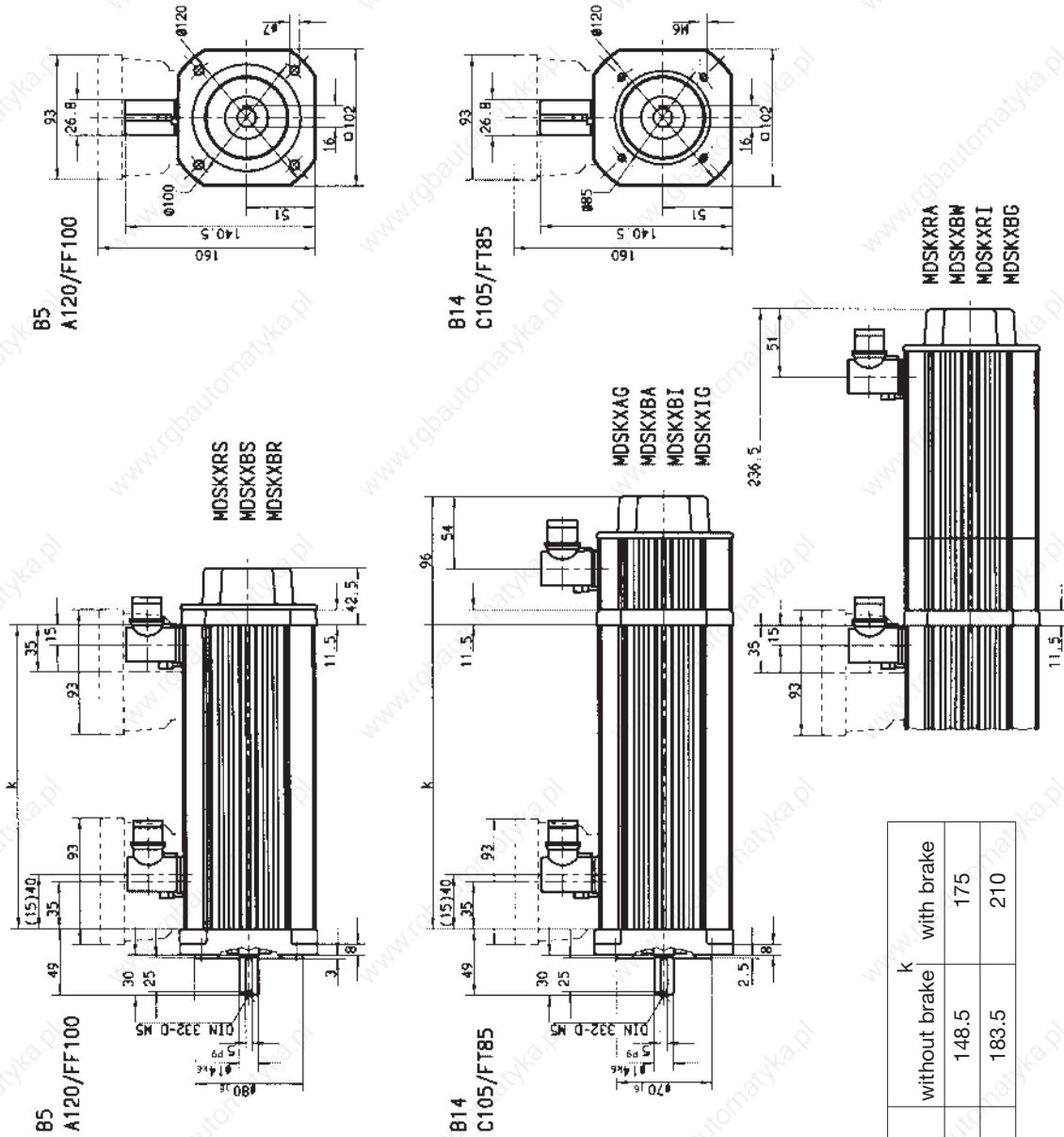
Synchronous servo motors MDSKS 036, mounting position B5





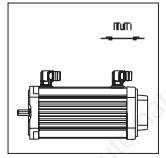
Dimensions

Synchronous servo motors MDSKS 056, mounting position B5/B14

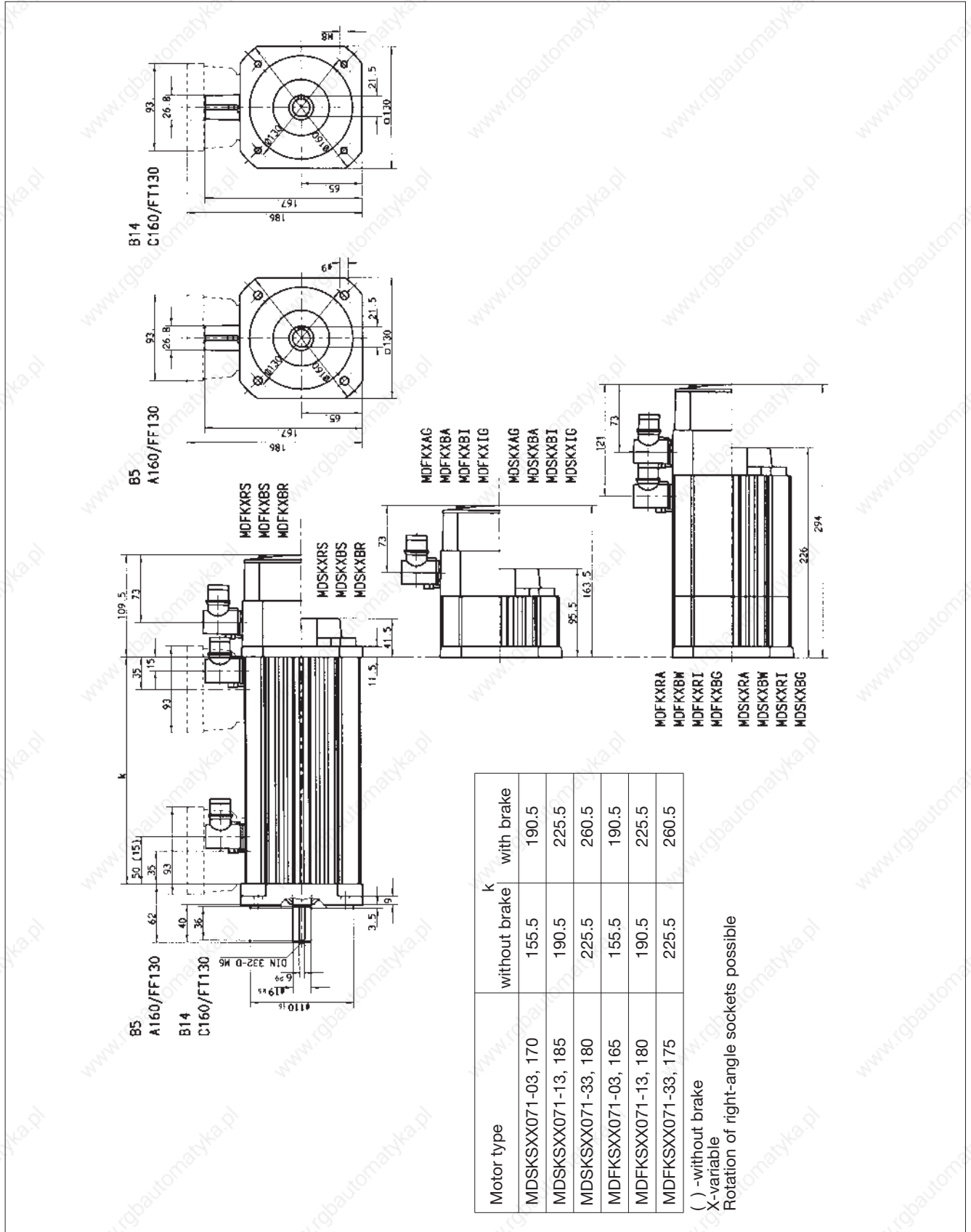


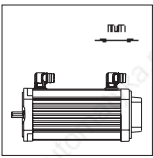
Motor type	k	
	without brake	with brake
MDSKSXS056-23, 190	148.5	175
MDSKSXS056-33, 200	183.5	210

() - without brake
 X-variable
 Rotation of right-angle sockets possible



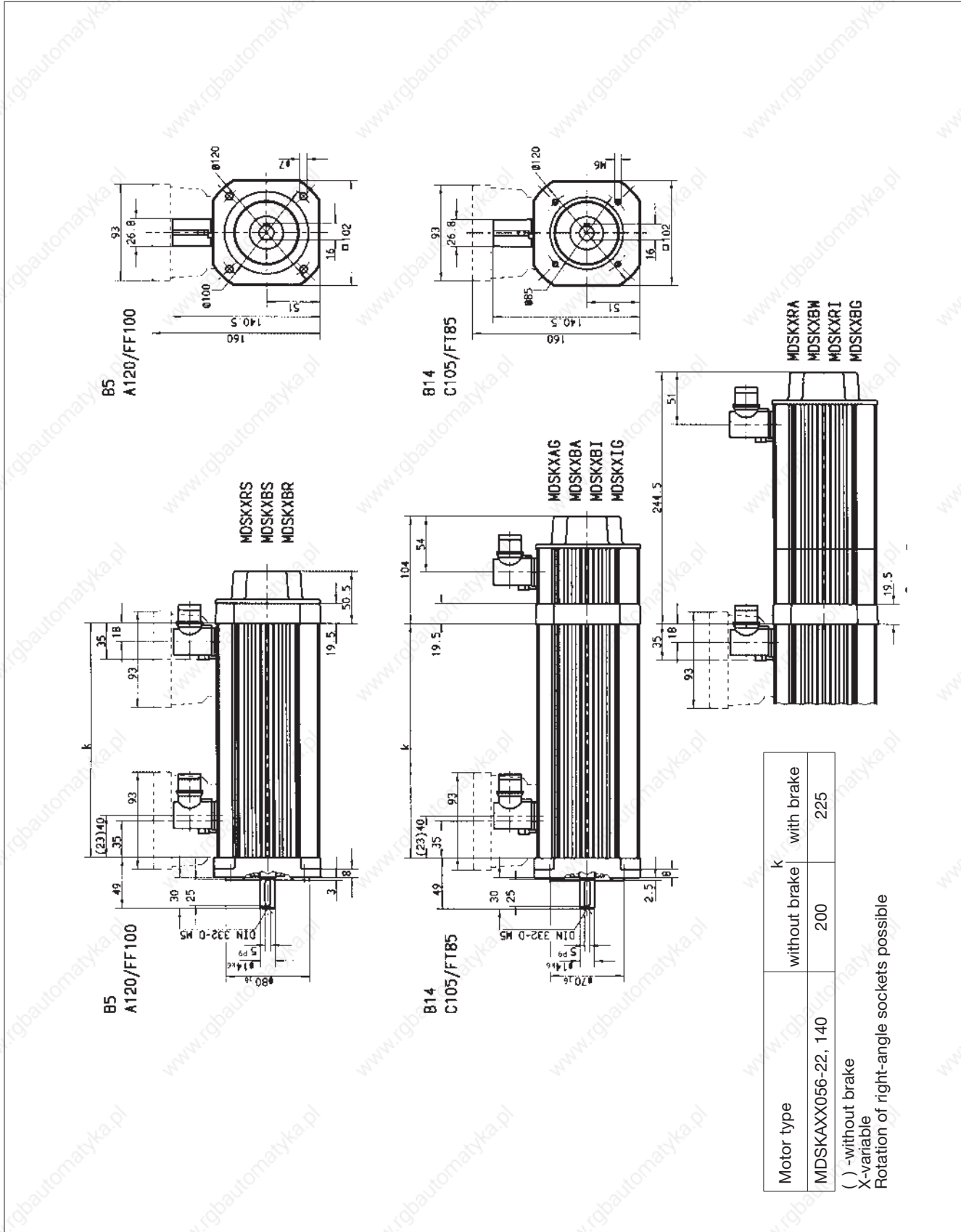
Synchronous servo motors MDXKS 071, mounting position B5/B14



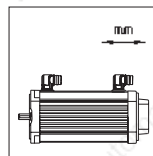


Dimensions

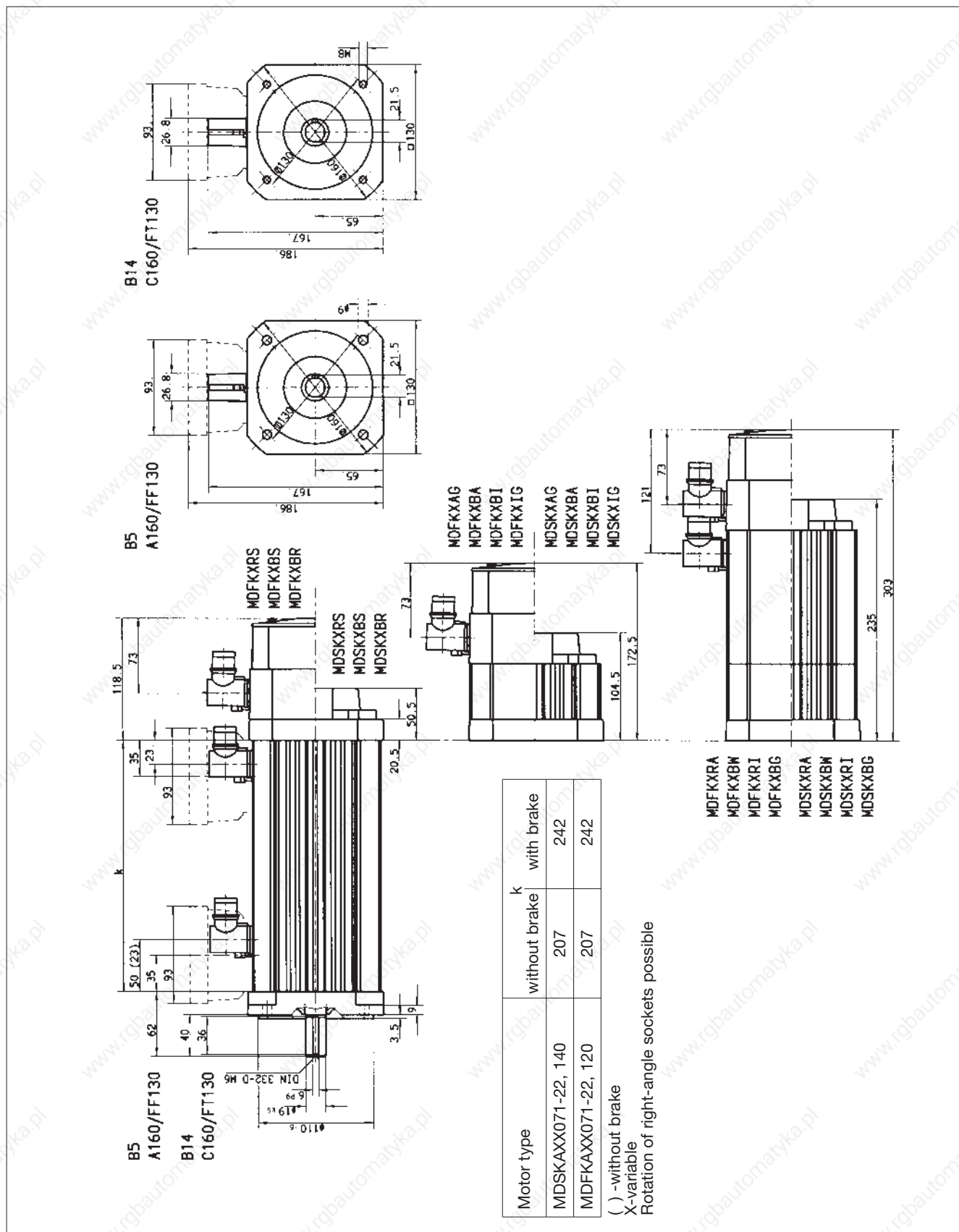
Asynchronous servo motors MDSKA 056, mounting position B5/B14



Dimensions



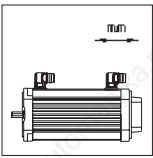
Asynchronous servo motors MDXKS 071, mounting position B5/B14



Motor type	without brake	k	with brake
MDSKAXX071-22, 140	207		242
MDFKAXX071-22, 120	207		242

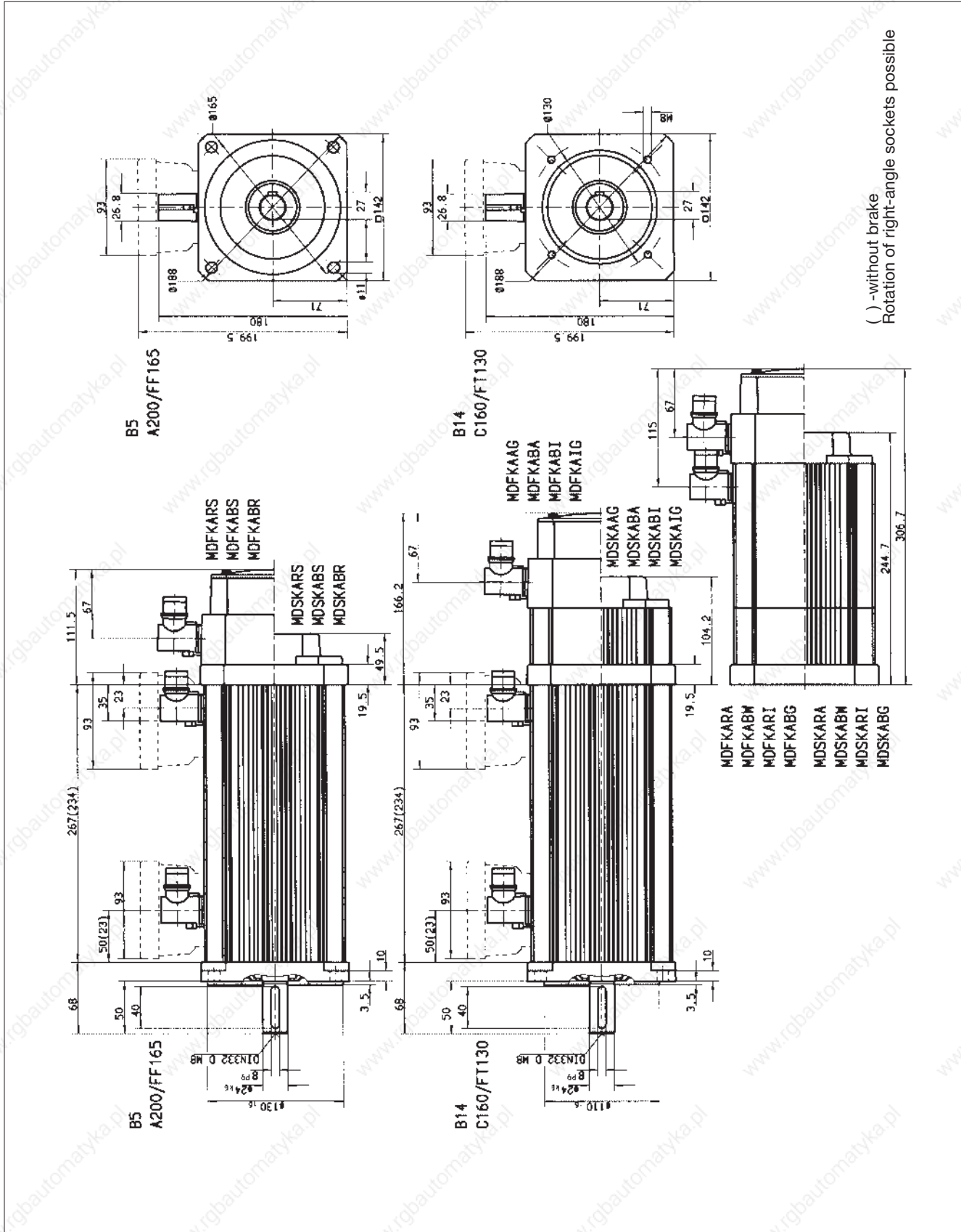
() -without brake
 X-variant

Rotation of right-angle sockets possible



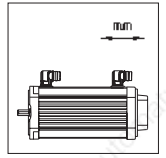
Dimensions

Asynchronous servo motors MDXKA 080, mounting position B5/B14

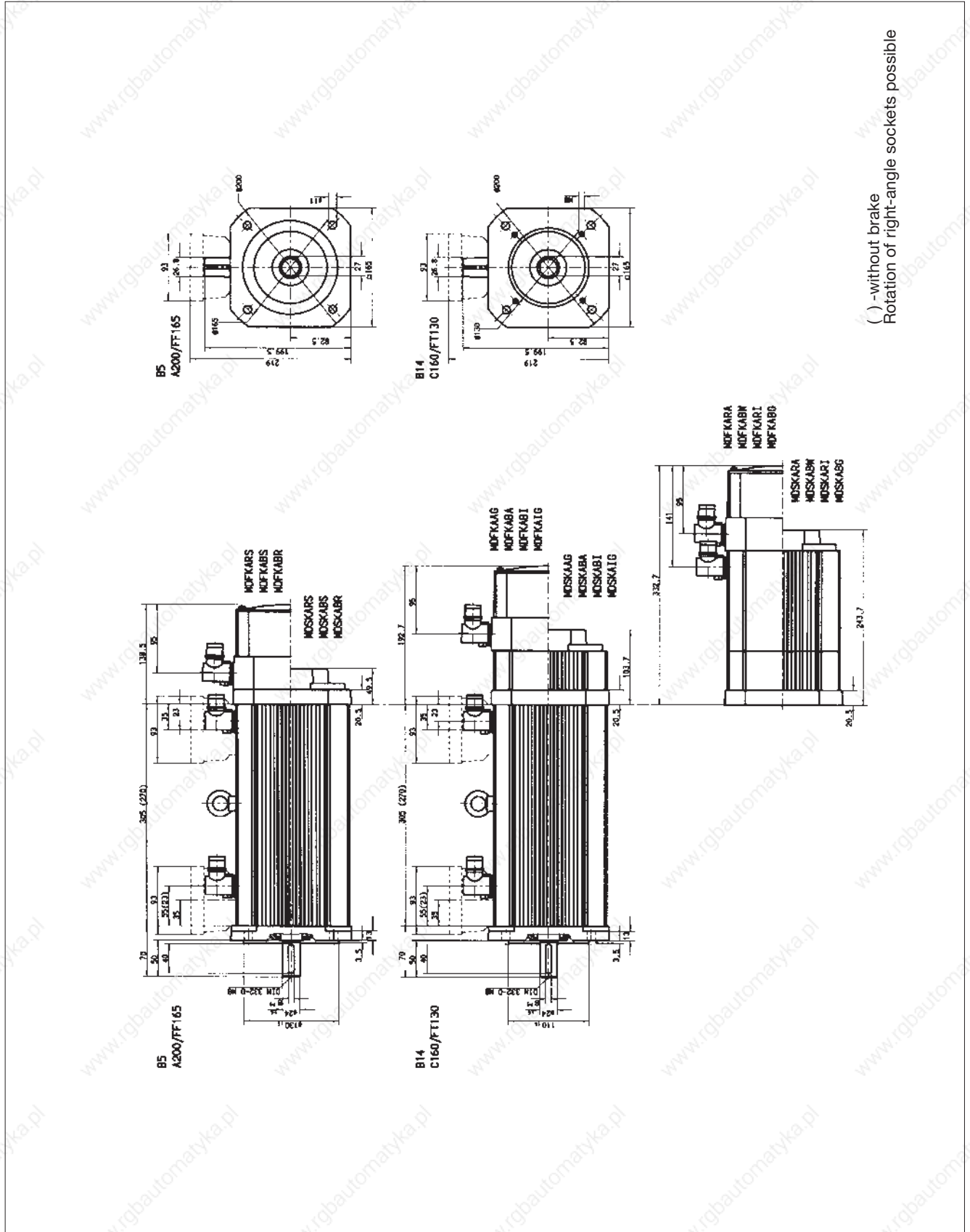


() - without brake
 Rotation of right-angle sockets possible

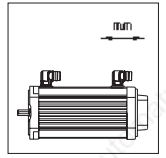
Dimensions



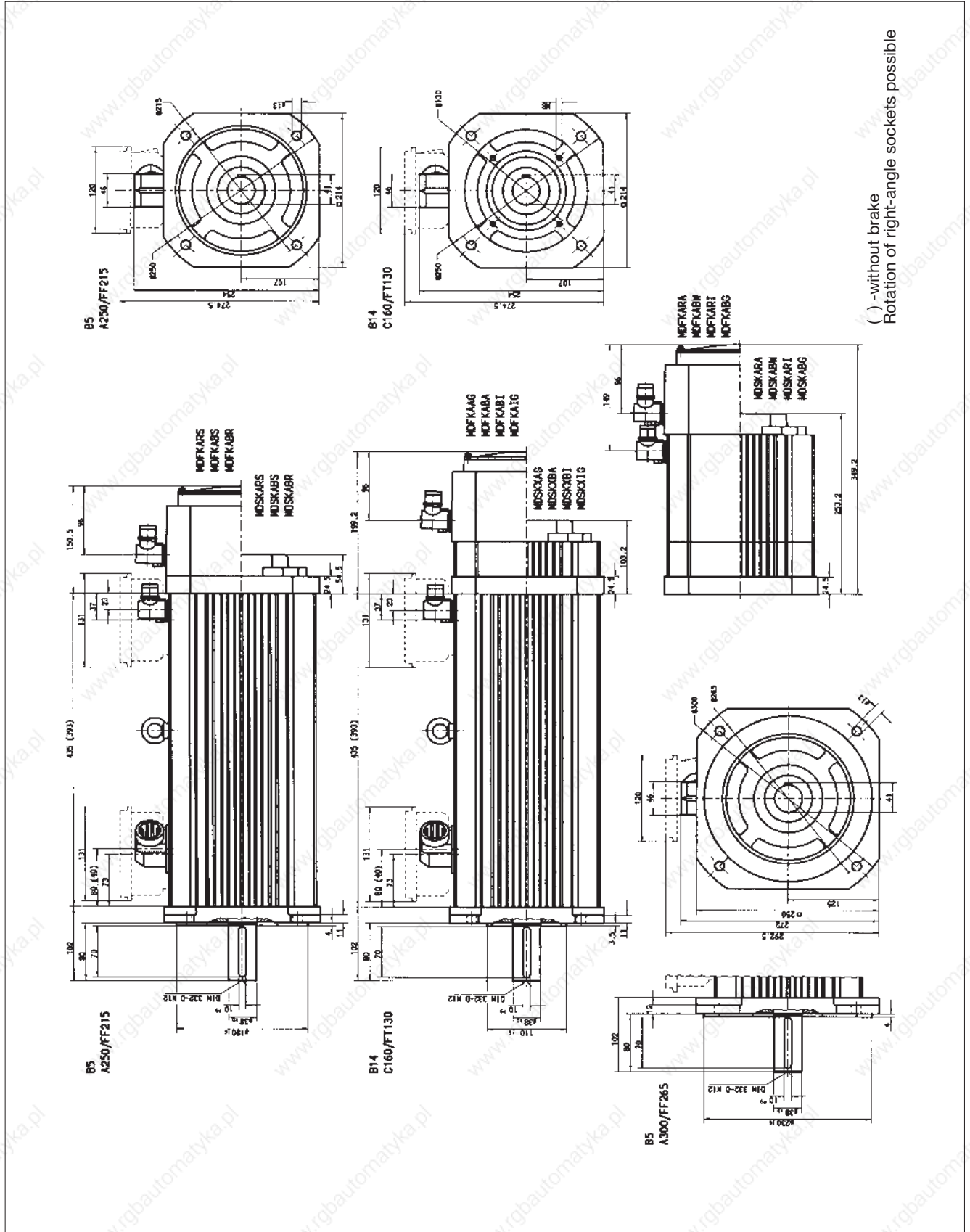
Asynchronous servo motors MDXKA 090, mounting position B5/B14

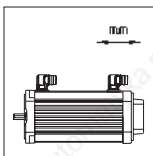


Dimensions



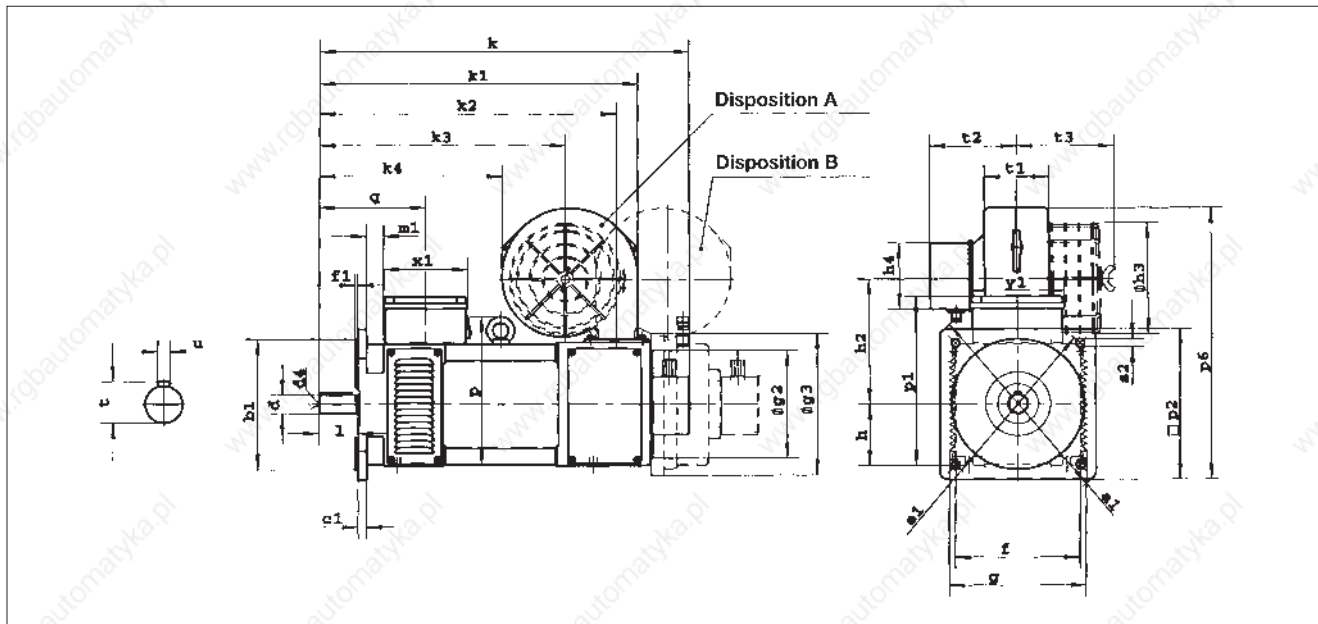
Asynchronous servo motors MDXKA 112, mounting position B5/B14





Dimensions

Asynchronous servo motors MDFQA 100...132, mounting position B5



Motor type	Flange to DIN 42948	Flange to IEC 72	a1 P	b1 N	c HA	c1 LA	e1 M	f AB	f1 T	g AC	g2 -	h H	k2 -	m1 -	p -	p1 -	p2 -	q -
MDFQA 100-22	A300	FF265	300	230	14	12	265	196	4	212	163	100	452	25	243	282	220	181
MDFQA 132-32	A400	FF350	400	300	18	20	350	260	5	275	238	132	673	25	315	353	320	257

Motor type	s2 S	x1 -	y1 -	d D	l E	t GA	u F	d4 -	h2 -	h3 -	h4 -	k1 -	k3 -	k4 -	p6 -	t1 -	t2 -	t3 -	Separate fan
MDFQA 100-22	14	134	131	38	80	41	10	M12	180	-	94	480	386	304	395	82	111	124	G2D 120
	14	134	131	38	80	41	10	M12	214	185	94	489	348	240	457	100	97	142	G2D 140
	14	134	131	38	80	41	10	M12	204	187	110	487	367	275	431	52	158	64	DNG 3-4.5
MDFQA 132-32	18	261	160	55	110	59	16	M20	250	-	94	730	572	450	553	92	113	-	G2D 180
	18	261	160	55	110	59	16	M20	280	285	140	708	549	413	566	87	255	73	DNG 8-12

Dimensions k

Motor type	Encoder		
	without	Resolver	ITD 21
MDFQA 100-22	540	572	572
MDFQA 132-32	790	822	822

Dimensions k

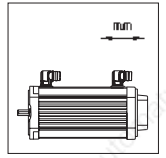
Motor type	Brake 14.450					
	16	18	20	25	Resolver	ITD 21
MDFQA 100-22	666	666	-	-	696	696
MDFQA 132-32	-	-	901	901	933	933
MDFQA 100-132 *	214	243	278	330	-	-

* = Dimension g3 (outer brake diameter)

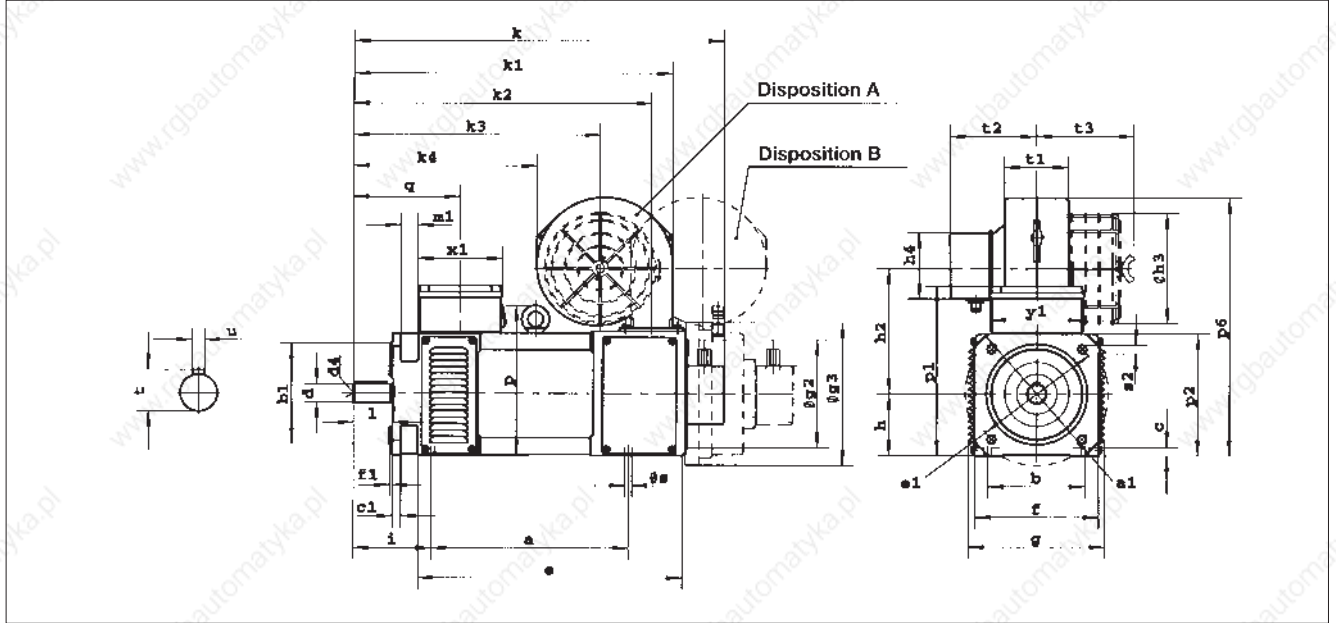
Terminal box at top (standard)
Shaft end fits to DIN 748T3

Key to DIN 6885, p. 1
Designations to DIN (a, b, c...), IEC (B, A, HA...)

Dimensions



Asynchronous servo motors MDFQA 100...132, mounting position B35



Motor type	Flange to DIN 42948	Flange to IEC 72	a B	a1 P	b A	b1 N	c HA	c1 LA	e BB	e1 M	f AB	f1 T	g AC	g2 -	h H	i -	k2 -	m1 -	p -	p1 -	p2 -
MDFQA 100-22	A250	FF215	295	250	160	180	14	12	382	215	196	4	212	163	100	143	452	25	243	270	198
MDFQA 112-22	A300	FF265	385	300	190	230	16	12	504	265	220	4	235	198	112	150	555	25	267	297	222
MDFQA 132-32	A300	FF265	460	300	215	230	18	12	604	265	260	4	275	238	132	199	673	25	315	353	262

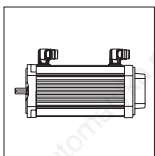
Motor type	q -	s K	s2 S	x1 -	y1 -	d D	l E	t GA	u F	d4 -	h2 -	h3 -	h4 -	k1 -	k3 -	k4 -	p6 -	t1 -	t2 -	t3 -	Separate fan
MDFQA 100-22	181	12	14	134	131	38	80	41	10	M12	180	-	94	-	386	304	379	82	111	-	G2D 120
	181	12	14	134	131	38	80	41	10	M12	214	185	94	489	240	437	457	97	97	142	G2D 140 filter
	181	12	14	134	131	38	80	41	10	M12	204	187	110	487	367	275	408	52	158	64	DNG 3-4.5 wide range
MDFQA 112-22	168	12	14	157	155	38	80	41	10	M12	213	185	94	602	461	354	451	100	97	141	G2D 160
	168	12	14	157	155	38	80	41	10	M12	224	237	q123	590	430	322	486	87	234	96	DNG 5-12.5 Filter and wide range
MDFQA 132-32	257	15	18	261	160	55	110	59	16	M20	250	-	94	730	572	450	525	92	113	-	G2D 180
	257	15	18	261	160	55	110	59	16	M20	280	285	140	708	549	413	558	87	255	73	DNG 8-12 Filter and wide range

Dimensions k

Motor type	Encoder		
	without	Resolver	ITD 21
MDFQA 100-22	540	572	572
MDFQA 112-22	660	692	692
MDFQA 132-32	790	822	822

Motor type	Brake 14.450					
	16	18	20	25	Resolver	ITD 21
MDFQA 100-22	666	666	-	-	698	698
MDFQA 112-22	-	786	786	-	818	818
MDFQA 132-32	-	-	931	931	963	963
MDFQA 100-132 *	214	243	278	330	-	-

* = Dimension g3 (outer brake diameter)



Selection

Selection of a servo drive

Basic data

When installing a servo drive, normally a dynamic operation is required.

The essential data for the appropriate size of the motor are the following:

- Maximum torque M_{max} , Maximum speed n_{max} , efficient torque M_{eff} and if necessary transmission i

a) Transmission:
– for **perfect dynamic response**

b) – for a good use while continuous operation

$$i \approx \sqrt{\frac{J_{load}}{J_{motor}}}$$

$$i \approx \frac{n_{rated}}{n_{load}}$$

Efficient torque:

$$M_{rms} = \sqrt{\frac{1}{T} \sum_i M_i^2 t_i}$$

Maximum torque:

$$M_{max} = M_{accel} + \frac{1}{i} \frac{1}{\eta_{gearbox}} M_{load}$$

$$M_{accel} = 2 \cdot \pi \frac{\Delta n}{\Delta t} (J_{motor} + \frac{1}{i^2} J_{load})$$


Selection of the motor

After having detected the technical data one may choose between synchronous and asynchronous motors, on the one hand and, on the other hand, between self ventilated

and forced ventilated motors. The main characteristics of the different motor types are listed below:

Select motor according to $M_{rated} > M_{rms}$ and $n_{max} > M_{max}$ and take into consideration:

- | | | |
|--|---|--|
| – no stream of air allowed | → | Motor without fan MDSK |
| – fluffs or something similar, that might block the air channels | → | Motor without fan MDSK |
| – high enclosure required | → | Motor without fan MDSK |
| – high dynamic response required | → | Motor with fan MDFK,
Synchr. servo motor MDXKS |
| – operation with constant power with high speed (operation with weak field) | → | Asynchr. servo motor MDXKA |
| – very high power density | → | Synchr. servo motor MDXKS
→ enclosed ventilated asynchr. motors MDFQA |
| – parallel operation of servo mot. with one single inverter | → | Asynchr. servo motor MDXKA, MDFQA |



Selection of a servo drive

Operational mode: acceleration

Selecting the size of the drives according to the limit characteristics.

- Low noise
- Check permanent current

If you select the drive according to n_{max} and M_{max} , the following has to be taken into account:

- selection of 16 kHz chopp. fre.
- especially with accelerating drive ($I_{max} > 1.5 I_{rated\ inverter}$)

$$I_{perm} > I_{medium} \equiv \frac{1}{T_i} \sum I_{rated\ motor} \cdot \frac{M_i}{M_{rated}} \cdot t_i$$

with synchr. motors


The mean is always below net value.

In the case of the continuous operation S6 and $M_{efficient} < M_{rated}$ the current medium value I_{medium} is smaller than the permanent current of the installation.

The following data are important for the operational mode acceleration drive:

Permanent current $\approx 0.7 \cdot I_{rated\ inverter}$

Maximum current $\approx 2 \cdot I_{rated\ inverter}$



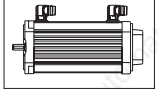
9300

Selection

Possible combinations with controllers

Motor-controller assignment – servo motors – 9300 servo, 8 kHz chopper frequency


						Possible combinations and standard setting $I_{max} = 1.5 I_n$, maximum torque in Nm										Possible combinations and operational mode acceleration controller Maximum torque in Nm Chopper frequency $f_{chopp} = 8 \text{ KHz}$					
						Chopper frequency $f_{chopp} = 8 \text{ KHz}$															
Inverter type						9321	9322	9323	9324	9325	9326	9327	9328	9329	9330	9331	9332	9321	9322	9323	9324
Continuous current [A]						1.5	2.5	3.9	7.0	13	23.5	32	47	59	89	110	145	1.05	1.7	2.6	4.7
Maximum current [A]						2.3	3.8	5.9	10.5	19.5	35.25	48	70.5	88.5	133.5	165	217.5	3	5	7.8	14
Motor type	h [mm]	M_{rated}^{3000} [Nm]	I_{rated} [A]	M_{rated} [Nm]																	
Synchr. servo motors without fan																					
MDSKS 036-13, 200	35		0.9	0.6	1.5	2.2											1.9				
MDSKS 036-23, 200	35		1.1	1.3	2.7	4.3	5.6										3.5	5.0			
MDSKS 056-23, 190	51	2.9	2.3	2.8	2.8	4.6	7.0										3.7	6.0	9.2		
MDSKS 056-33, 200	51	4.3	3.6	4.2		4.4	6.9	11.7										5.8	9.0	15.2	
MDSKS 071-03, 170	65	5.9	4.2	5.7			8.0	13.8	23.6										10.6	17.8	
MDSKS 071-13, 185	65	8.8	7	8.3			7.0	12.5	22.3	35.2									9.2	16.6	
MDSKS 071-33, 180	65	13	10	12.3				12.9	24.0	41.4										17.2	
with separate fan																					
MDFKS 071-03, 165	65	7.7	5.6	7.5			8.0	13.8	23.5										10.6	17.8	
MDFKS 071-13, 180	65	11.7	9.2	11.0				12.5	21.8	35.2										16.6	
MDFKS 071-33, 175	65	17	13.1	16.2				12.9	24.0	41.4										17.2	



Possible combinations with controllers

Motor-controller assignment – servo motors – 9300 servo, 8 kHz chopper frequency

				Possible combinations and maximum torque in Nm												
				Chopper frequency $f_{chopp} = 8 \text{ KHz}$												
		Inverter type		9321	9322	9323	9324	9325	9326	9327	9328	9329	9330	9331	9332	
		Continuous current [A]		1.5	2.5	3.9	7.0	13	23.5	32	47	59	89	110	145	
		Maximum current [A]		2.3	3.8	5.9	10.5	19.5	35.3	48	70.5	88.5	133.5	165	217.5	
Motor type	h [mm]	M_{rated} [Nm]	P_{rated} [kW]	I_{rated} [A]	I_{max}^1 [A]	f_{rated} [Hz]										
Asynchronous servo motors – surface cooled																
without fan																
MDSKA 056-22, 140	51	2.0	0.8	2.4		140		4.45	7.3	9.8						
MDSKA 071-22, 140	65	4.0	1.7	4.4		140				12.6	19.5					
MDSKA 080-22, 70	71	6.7	1.4	3.3		70			15.1	29.3						
MDSKA 080-22, 140	71	5.4	2.3	5.8		140				13.2	26.0					
MDSKA 090-22, 80	83	10.8	2.6	5.5		80				24.4	46.2					
MDSKA 090-22, 140	83	9.5	4.1	10.2		140				23.4	43.7	59.4				
MDSKA 100-22, 80	96	16.3	4.0	8.2		80				47.2	88.2					
MDSKA 100-22, 140	96	12.0	5.2	14.0		140				20.7	43.3	60.7				
MDSKA 112-22, 85	107	24.6	6.4	13.5		85				46.2	78.0	92.4				
MDSKA 112-22, 140	107	17.0	7.4	19.8		140				43.9	63.3	96.8	123.0			
with separate fan																
MDFKA 071-22, 120	65	6.3	2.2	6.0		120				13.0	25.0					
MDFKA 080-22, 60	71	12.0	2.1	4.8		60				29.6	45.2					
MDFKA 080-22, 120	71	10.8	3.9	9.1		120				29.3	53.8					
MDFKA 090-22, 60	83	21.5	3.8	8.5		60				57.2	86.7					
MDFKA 090-22, 120	83	19.0	6.9	15.8		120				50.7	69.2	100.2				
MDFKA 100-22, 60	96	36.3	6.4	13.9		60				50.1	95.9	130.8				
MDFKA 100-22, 120	96	36.0	13.2	28.7		120				45.7	67.6	104.3	132.9	202.0		
MDFKA 112-22, 60	107	61.4	11.0	22.5		60				104.1	143.3	211.0	257.0			
MDFKA 112-22, 120	107	55.0	20.3	42.5		120						107.7	135.9	205.0	250.0	
Asynchronous servo motors. enclosed ventilated																
MDFQA 100-22, 50	100	λ	71.3	10.6	26.5		50			109.3	156.7	232.0	253.0			
MDFQA 100-22, 100	100	λ	66.2	20.3	46.9		100					112.5	146.4	227.0	257.0	
MDFQA 112-22, 50	112	λ	145	11.5	27.2		28				247.0	339.0	346.0			
MDFQA 112-22, 50	112	Δ	135	20.1	43.7		50					230.1	292.9	341.8		
MDFQA 112-22, 100	112	λ	130	22.7	49.1		58					180.5	228.0	342.0	378.0	
MDFQA 112-22, 100	112	Δ	125	38.4	81.9		100							216.0	273.0	355.0
MDFQA 132-32, 36	132	λ	296	17.0	45.2		20					482.0	612.0	751.0		
MDFQA 132-32, 36	132	Δ	288	31.1	77.4		36							552.0	671.0	
MDFQA 132-32, 76	132	λ	282	35.4	88.8		42							424.0	512.0	663.0
MDFQA 132-32, 76	132	Δ	257	60.1	144.8		76								344.0	458.0



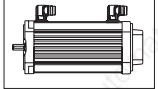
9300

Selection

Possible combinations with controllers

Motor-controller assignment – servo motors – 9300 servo, 16 kHz chopper frequency (low-noise)

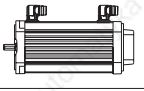
				Possible combinations and standard setting $I_{max} = 1.5 I_n$ Maximum torque in Nm								Possible combinations and controller for the operational mode acceleration Maximum torque in Nm			
				Chopper frequency f_{chopp} $f_{chopp} = 16 \text{ KHz}$								Chopper frequency f_{chopp} $f_{chopp} = 16 \text{ KHz}$			
Inverter type				9321	9322	9323	9324	9325	9326	9327	9321	9322	9323	9324	
Continuous current [A]				1.1	1.8	2.9	5.2	9.7	15.3	20.8	0.77	1.26	2.03	3.64	
Maximum current [A]				2.7	2.7	4.4	7.8	14.6	23	31.2	2.2	3.6	5.8	10.4	
Motor type	h [mm]	I_{rated} [A]	M_{rated} [Nm]												
Synchronous servo motors without fan															
MDSKS 036-13, 200	35	0.9	0.6	1.1	1.7	2.4					1.4	2.1			
MDSKS 036-23, 200	35	1.1	1.3	2.0	3.2	4.7					2.6	4.0	5.5		
MDSKS 056-23, 190	51	2.3	2.8	2.1	3.3	5.4	9.2				2.7	4.4	6.9		
MDSKS 056-33, 200	51	3.6	4.2			5.1	9.0	15.8					6.8	11.6	
MDSKS 071-03, 170	65	4.2	5.7			6.0	10.6	18.5					7.9	13.7	
MDSKS 071-13, 185	65	7	8.3				9.2	17.2	25.9	34.4				12.3	
MDSKS 071-33, 180	65	10	12.3					18.0	27.9	36.9					
with separate fan															
MDFKS 071-03, 165	65	5.6	7.5				10.6	18.5						13.7	
MDFKS 071-13, 180	65	9.2	11.0				9.2	17.2	25.9	34.4				12.3	
MDFKS 071-33, 175	65	13.1	16.2					18.0	27.9	36.9					



Possible combinations with controllers

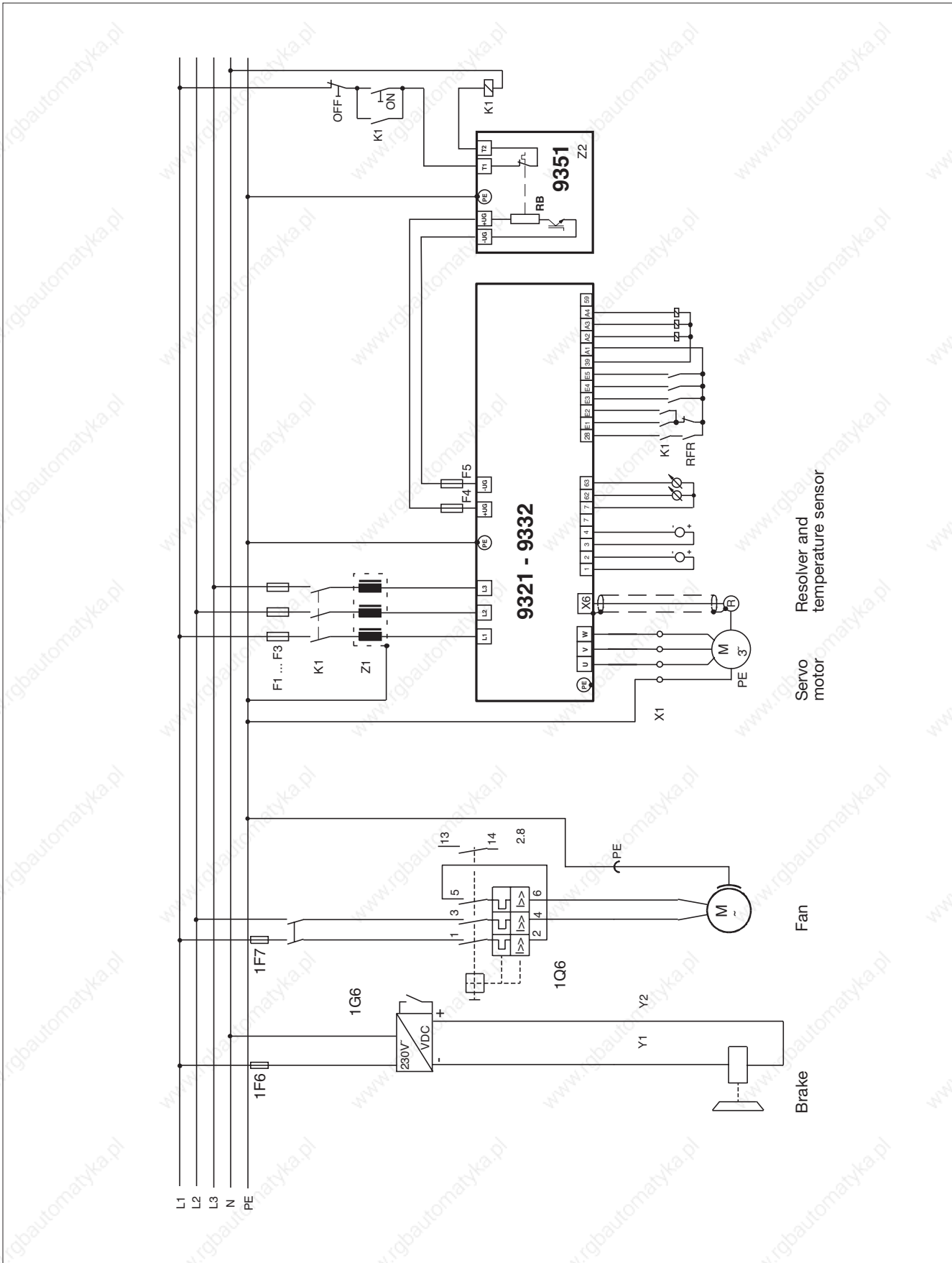
Motor-controller assignment – servo motors – 9300 servo, 16 kHz chopper frequency (low-noise)

				Possible combinations and maximum torque in Nm												
				Chopper frequency $f_{chopp} = 16 \text{ KHz}$												
		Inverter type		9321	9322	9323	9324	9325	9326	9327	9328	9329	9330	9331	9332	
		Continuous current [A]		1.1	1.8	2.9	5.2	9.7	15.3	20.8	30.6	38	58	70	90	
		Maximum current [A]		1.7	2.7	4.4	7.8	14.6	23	31.2	45.9	57	87	105	135	
Motor type	h [mm]	M_{rated} [Nm]	P_{rated} [kW]	I_{rated} [A]	f_{rated} [Hz]											
Asynchronous servo motors, surface cooled without fan																
MDSKA 056-22, 140	51	2.0	0.8	2.4	140			5.3	9.2							
MDSKA 071-22, 140	65	4.0	1.7	4.4	140				9.2	17.3						
MDSKA 080-22, 70	71	6.7	1.4	3.3	70				21.2	35.1						
MDSKA 080-22, 140	71	5.4	2.3	5.8	140				9.1	19.1	30.8					
MDSKA 090-22, 80	83	10.8	2.6	5.5	80				17.5	34.5	50.0					
MDSKA 090-22, 140	83	9.5	4.1	10.2	140				16.9	28.0	38.6	56.9				
MDSKA 100-22, 80	96	16.3	4.0	8.2	80				33.8	56.7	78.1					
MDSKA 100-22, 140	96	12.0	5.2	14.0	140				25.8	37.6	57.9					
MDSKA 112-22, 85	107	24.6	6.4	13.5	85				55.8	71.4	90.3	97.5				
MDSKA 112-22, 140	107	17.0	7.4	19.8	140					37.5	60.1	76.8	120.8			
with separate fan																
MDFKA 071-22, 120	65	6.3	2.2	6.0	120				19.0	26.3						
MDFKA 080-22, 60	71	12.0	2.1	4.8	60				21.5	41.3						
MDFKA 080-22, 120	71	10.8	3.9	9.1	120				21.2	34.9	47.7					
MDFKA 090-22, 60	83	21.5	3.8	8.5	60				42.0	67.9	86.2					
MDFKA 090-22, 120	83	19.0	6.9	15.8	120					44.6	66.1	81.7				
MDFKA 100-22, 60	96	36.3	6.4	13.9	60				60.5	84.3	125.2	150.7				
MDFKA 100-22, 120	96	36.0	13.2	28.7	120						64.0	75.4	130.5	158.3		
MDFKA 112-22, 60	107	61.4	11.0	22.5	60					91.2	136.9	170.4	254.0			
MDFKA 112-22, 120	107	55.0	20.3	42.5	120								133.6	161.1	206.0	
Asynchronous servo motors, enclosed ventilated																
MDFQA 100-22, 50	100	λ	71.3	10.6	26.5	50					149.0	189.2	250.0			
MDFQA 100-22, 100	100	λ	66.2	20.3	46.9	100							143.6	175.2	227.2	
MDFQA 112-22, 50	112	λ	145	11.5	27.2	28					236.0	292.0	346.0			
MDFQA 112-22, 50	112	Δ	135	20.1	43.7	50							288.5	314.3		
MDFQA 112-22, 100	112	λ	130	22.7	49.1	58							224.0	269.0	343.0	
MDFQA 112-22, 100	112	Δ	125	38.4	81.9	100								159.4	217.0	
MDFQA 132-32, 36	132	λ	296	17.0	45.2	20							605.0	681.0	753.0	
MDFQA 132-32, 36	132	Δ	288	31.1	77.4	36								440.0	556.0	
MDFQA 132-32, 76	132	λ	282	35.4	88.8	42									428.0	
MDFQA 132-32, 76	132	Δ	257	60.1	144.8	76										



Application examples

Connection diagram



EC-Declaration – Low-voltage Directive (73/23/EEC)

Lenze

Lenze Drive Systems GmbH
Postfach 10 13 52
D-31763 Hameln

Site:
Hans-Lenze-Straße 1
D-31855 Aerzen
Phone +49 (0)5154 82-0
Telefax +49 (0)5154 82-21 11

EC-Declaration of Conformity '96

for the purpose of the EC Low-Voltage Directive (73/ 23/ EEC)
amended by: CE- mark directive (93/ 68/ EEC)

The following products were developed, designed, and manufactured in compliance with the above-mentioned EC directive under the sole responsibility of

Lenze Drive Systems GmbH, Postfach 10 13 52, D-31763 Hameln

Product:

DC motors

Asynchronous motors

Servo motors

Three-pase AC winder motors

Type:

MGFRK, MGFQU, MGFQK
MGERK, MGEQU, MGEQK
MGSRK, MGSQU, MGSQK

DFRA, DERA, DSRA
MDFMA, MDEMA, MDSMA

DFVA, DSVA, MDFQA
MDFKA, MDSKA
MDFKS, MDSKS, MDSLK, MDLKS
MCS, MCA

□□L12, □□F12
□□S8, □□S6
□□S4, □□F4
□□MF4, □□SF4
□□LF4

Standards:

EN 60204-1, IEC 204-1
EN 60034, VDE 0530, IEC34

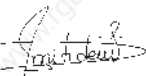
Declaration about EMC directive (89/336/EEC)

Asynchronous motors comply with the requirements of the EC directive " Electromagnetic Compatibility" 89/336/EEC under consideration of the standards EN 80081-1 and EN 50082-2 when connected to a sinusoidal AC mains voltage.

For inverter or DC-controller operation, the EMC notes of the manufacturers must be observed.

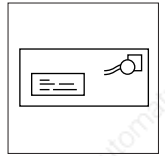
When using screened motor cables, the screening is most effective with a conductive connection with as large an area as possible between the screen and the earth potential of the motor (e.g. metal cable gland).

Hameln, March 4, 2004



(i. A. Dr.-Ing. E. Nitidem)
Entwicklungsleiter Elektromechanik

Order form



Recipient: **Lenze**
Branch office/
subsidiary

Post code/ city: _____

Fax: _____

Servo motors series MDXKA/MDXKS – preference types

Expedient

Company _____ Customer No. _____
Street / P.O. box _____ Order No. _____
Postal Code / City _____ Issuer _____
Delivery address* _____ Phone _____
Invoice addressee* _____ Fax _____
Date _____ Date of delivery _____
Signature _____

* Please fill out if not expedient

<input type="checkbox"/> MDSKAXX056-22 0.8 KW 3950 RPM 390 V 140 Hz	<input type="checkbox"/> MDSKAXX071-22 1.7 KW 4050 RPM 390 V 140 Hz	<input type="checkbox"/> MDSKAXX080-22 2.3 KW 4100 RPM 390 V 140 Hz	<input type="checkbox"/> MDSKAXX090-22 4.1 KW 4110 RPM 350 V 140 Hz
--	--	--	--

<input type="checkbox"/> MDSKAXX100-22 5.2 KW 4150 RPM 330 V 140 Hz	<input type="checkbox"/> MDSKAXX112-22 7.4 KW 4160 RPM 320 V 140 Hz		Self-ventilated motors
--	--	--	------------------------

<input type="checkbox"/> MDFKAXX071-22 2.2 KW 3410 RPM 390 V 120 Hz	<input type="checkbox"/> MDFKAXX080-22 3.9 KW 3455 RPM 390 V 120 Hz	<input type="checkbox"/> MDFKAXX090-22 6.9 KW 3480 RPM 390 V 120 Hz	<input type="checkbox"/> MDFKAXX100-22 13.2 KW 3510 RPM 390 V 120 Hz
--	--	--	---

<input type="checkbox"/> MDFKAXX112-22 20.3 KW 3520 RPM 390 V 120 Hz			Forced-ventilated motors
---	--	--	--------------------------

<input type="checkbox"/> MDSKSXX036-13 0.25 KW 4000 RPM 245 V 200 Hz	<input type="checkbox"/> MDSKSXX036-23 0.54 KW 4000 RPM 345 V 200 Hz	<input type="checkbox"/> MDSKSXX0056-23 1.1 KW 3800 RPM 330 V 190 Hz	<input type="checkbox"/> MDSKSXX056-33 1.8 KW 4000 RPM 325 V 200 Hz
---	---	---	--

<input type="checkbox"/> MDSKSXX071-03 2.0 KW 3900 RPM 330 V 170 HZ	<input type="checkbox"/> MDSKSXX071-13 3.2 KW 3700 RPM 325 V 185 Hz	<input type="checkbox"/> MDSKSXX071-33 4.6 KW 3600 RPM 325 V 180 Hz	Self-ventilated motors
--	--	--	------------------------

<input type="checkbox"/> MDFKSXX071-03 2.6 KW 3300 RPM 320 V 165 HZ	<input type="checkbox"/> MDFKSXX071-13 4.1 KW 3600 RPM 325 V 180 Hz	<input type="checkbox"/> MDFKSXX071-33 5.9 KW 3500 RPM 325 V 175 Hz	Forced-ventilated motors
--	--	--	--------------------------

Motor power connection **Plug**

Mounting **B5 FF75** Only size 36 **B5A120** Only size 56 **B5A160** Only size 71 **B5A200** Only size 80/90 **B5A250** Only size 100/112 **B5A300** Only size 112

A-side **without key**

Temperature monitoring **KTY cont. temperature sensor**

Enclosure **IP54**

Brake **without brake** **with brake**

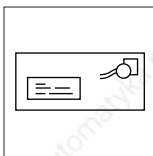
Brake voltage (if selected) **24V DC**

Encoder **Resolver**

Gearbox mounting **without gearbox**

Colour **RAL 9005 black**

One cross only for each range! Price motor _____ DM



Order form

Recipient: **Lenze**
Branch office/
subsidiary

Postal Code / city: _____

Servo motors series MDFKS/MDSKS – industrial types

Fax: _____

Expedient

Company	_____	Customer No.	_____
Street / P.O. box	_____	Order No..	_____
Postal Code / City	_____	Issuer	_____
Delivery address*	_____	Phone	_____
	_____	Fax	_____
Invoice addressee*	_____	Date of delivery	_____
	_____	Signature	_____

* Please fill out if not expedient

Date _____

<input type="checkbox"/> MDSKSXX0056-23 1.1 KW 3800 RPM 330 V 190 Hz	<input type="checkbox"/> MDSKSXX056-33 1.8 KW 4000 RPM 345 V 200 Hz	
<input type="checkbox"/> MDSKSXX071-03 2.0 KW 3900 RPM 330 V 170 Hz	<input type="checkbox"/> MDSKSXX071-13 3.2 KW 3700 RPM 325 V 185 Hz	<input type="checkbox"/> MDSKSXX071-33 4.6 KW 3600 RPM 325 V 180 Hz

Self-ventilated motors

<input type="checkbox"/> MDFKSXX071-03 2.6 KW 3300 RPM 320 V 165 HZ	<input type="checkbox"/> MDFKSXX071-13 4.1 KW 3600 RPM 325 V 180 Hz	<input type="checkbox"/> MDFKSXX071-33 5.9 KW 3500 RPM 325 V 175 Hz
--	--	--

Forced-ventilated motors

Motor power connection **Plug** Terminal box
Only for size 56 and 71 !

Mounting **B5A120** Only size 56 **B5A160** Only size 71
 B14C105 Only size 56 B14C160 Only size 71

B9 drive size B9 - 1C Only size 56 B9 - 1D Only size 71

A-side **without key** with key (not for B9 – direct mounting of gearbox!)

Temperature monitoring **KTY cont. temperature sensor**

Enclosure **IP54** IP65
only for self-cooled motors, size 56 and 71

Brake without brake with brake

Brake voltage (if selected) **24V DC** 205V DC
only for size 56 / 71!

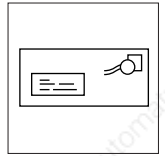
Encoder **Resolver** SinCos-encoder Single Turn SinCos-encoder Multi Turn ITD21 TTL 2048 pulses / rev.
only for motor size 56 and 71! only for motor sizes 56 and 71!

Gearbox mounting **without gearbox** with "old" gearbox KKL-1- (right) KKL-2- (top) KKL-3- (left) KKL-4- (bottom)
 with GNG gearbox KKL-5- (left) KKL-2- (top) KKL-3- (left) KKL-4- (bottom)

Colour **RAL 9005**
black

Preference drives are written in bold and are underlined One cross only for each range! Price motor + gearbox _____ DM

Order form



Recipient: **Lenze**
Branch office/
subsidiary

Postal Code / city: _____

Fax: _____

Servo motors series MDFKA/MDSKA – industrial types

Expedient

Company _____

Customer No. _____

Street / P.O. box _____

Order No. _____

Postal Code / City _____

Issuer _____

Delivery address* _____

Phone _____

Invoice addressee* _____

Date of delivery _____

* Please fill out if not expedient

Date _____

Signature _____

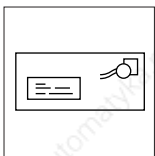
<input type="checkbox"/> MDSKAXX056-22 0.8 KW 3950 RPM 390 V 140 Hz	<input type="checkbox"/> MDSKAXX071-22 1.7 KW 4050 RPM 390 V 140 Hz	<input type="checkbox"/> MDSKAXX080-22 1.4 KW 2000 RPM 390 V 70 Hz	<input type="checkbox"/> MDSKAXX080-22 2.3 KW 4100 RPM 390 V 140 Hz
<input type="checkbox"/> MDSKAXX090-22 2.6 KW 2300 RPM 390 V 80 Hz	<input type="checkbox"/> MDSKAXX090-22 4.1 KW 4110 RPM 350 V 140 Hz	<input type="checkbox"/> MDSKAXX100-22 4.0 KW 2340 RPM 390 V 80 Hz	<input type="checkbox"/> MDSKAXX100-22 5.2 KW 4150 RPM 330 V 140 Hz
<input type="checkbox"/> MDSKAXX112-22 6.4 KW 2490 RPM 390 V 85 Hz	<input type="checkbox"/> MDSKAXX112-22 7.4KW 4160 RPM 320 V 140 Hz	Self-cooled motors	

<input type="checkbox"/> MDFKAXX071-22 2.2 KW 3410 RPM 390 V 120 Hz	<input type="checkbox"/> MDFKAXX080-22 2.1 KW 1635 RPM 390 V 60 Hz	<input type="checkbox"/> MDFKAXX080-22 3.9 KW 3455 RPM 390 V 120 Hz	<input type="checkbox"/> MDFKAXX090-22 3.8 KW 1680 RPM 390 V 60 Hz
<input type="checkbox"/> MDFKAXX090-22 6.9 KW 3480 RPM 390 V 120 Hz	<input type="checkbox"/> MDFKAXX100-22 6.4 KW 1700 RPM 390 V 60 Hz	<input type="checkbox"/> MDFKAXX100-22 13.2 KW 3510 RPM 390 V 120 Hz	<input type="checkbox"/> MDFKAXX112-22 11.0 KW 1710 RPM 390 V 60 Hz
<input type="checkbox"/> MDFKAXX112-22 20.3 KW 3520 RPM 390 V 120 Hz	Forced-ventilated motors		

Motor power connection	<input type="checkbox"/> Plug	<input type="checkbox"/> Terminal box				
Mounting	<input type="checkbox"/> B5A120 <small>Only size 36</small>	<input type="checkbox"/> B5A160 <small>Only size 71</small>	<input type="checkbox"/> B5A200 <small>Only size 80/90</small>	<input type="checkbox"/> B5A250 <small>Only size 100/112</small>	<input type="checkbox"/> B5A300 <small>Only size 112</small>	
B9 drive size	<input type="checkbox"/> B9 - 1C <small>Only size 56</small>	<input type="checkbox"/> B9 - 1D <small>Only size 71</small>	<input type="checkbox"/> B9 - 1E <small>Only size 80</small>	<input type="checkbox"/> B9 - 1F <small>Only size 90</small>	<input type="checkbox"/> B9 - 1G <small>Only size 100</small>	<input type="checkbox"/> B9 - 1H <small>Only size 112</small>
A-side	<input type="checkbox"/> without key	<input type="checkbox"/> with key	(not for B9 – direct mounting of gearbox!)			
Temperature monitoring	<input type="checkbox"/> KTY cont. temperature sensor					
Enclosure	<input type="checkbox"/> IP54	<input type="checkbox"/> IP65	<small>only for self-cooled motors!</small>			
Brake	<input type="checkbox"/> without brake <input type="checkbox"/> with brake					
Brake voltage (if selected)	<input type="checkbox"/> 24V DC <input type="checkbox"/> 205V DC					
Encoder	<input type="checkbox"/> Resolver	<input type="checkbox"/> SinCos-encoder <small>Single-turn</small>	<input type="checkbox"/> SinCos-encoder <small>Multi-turn</small>	<input type="checkbox"/> ITD21 TTL <small>2048 pulses/rev.</small>		
Gearbox mounting	<input type="checkbox"/> without gearbox	<input type="checkbox"/> with "old" gearbox	<input type="checkbox"/> KKL-1- (right)	<input type="checkbox"/> KKL-2- (top)	<input type="checkbox"/> KKL-3- (left)	<input type="checkbox"/> KKL-4- (bottom)
		<input type="checkbox"/> with GNG gearbox	<input type="checkbox"/> KKL-5- (right)	<input type="checkbox"/> KKL-2- (top)	<input type="checkbox"/> KKL-3- (left)	<input type="checkbox"/> KKL-4- (bottom)
Colour	<input type="checkbox"/> RAL 9005 black					

Preference drives are written in bold and are underlined
One cross only for each range!

Price motor + gearbox _____ DM



Order form

Recipient: **Lenze**
Branch office/
subsidiary

Postal Code/city: _____

Servo motor MDFQA – preference type

Fax: _____

Expedient

Company _____

Customer No. _____

Street / P.O. box _____

Order No. _____

Postal Code / City _____

Issuer _____

Delivery address* _____

Phone _____

Fax _____

Invoice addressee* _____

Date of delivery _____

* Please fill out if not expedient Date _____

Signature _____

MDFQA xx 100-22
 10.6 KW
1420 RPM
360 V
50 Hz

20.3 KW
2930 RPM
360 V
100 Hz

MDFQA xx 112-22
 20.1 / 11.5 KW
1425 / 760 RPM
360 V
50 / 28 HZ

38.4 / 22.7 KW
2935 / 1670 RPM
360V
100 / 58 Hz

MDFQA xx 132-32
 31.1 / 17.0 KW
1030 / 550 RPM
360 V
36 / 20 HZ

60.1 / 35.4 KW
2235 / 1200 RPM
340 / 360 V
76 / 42 Hz

Operation mode **S1 continuous operation**

Mounting **B3/B5** **B6/B5** **B7/B5** **B8/B5** **V1/V5** **V3/V6**
Flange combination mountings: MDFQA100 = A250 MDFQA112 = A300 MDFQA132 = A300
 B5 **V1** **V3** B5 , V1 , V3 are not possible with size 112.
Flange single mountings MDFQA100 = A300 MDFQA132 = A400

A-side **with key**

B-side **Motor for encoder mounting** **Motor for brake/encoder mounting**

Temperature monitoring **Thermal contact normally-closed + KTY contact sensor**

Enclosure **IP23s**

Terminal box position **-2- (on top)** referring to B3 mounting
* Looking on motor drive-end

Brakes **without brake** 14.450. _____
 24V DC 205V DC 230V AC incl rectifier

Encoder **without encoder** **Resolver**

only mounting device (all motors are suitable to munt A4 tachos (with hollow-shaft) as standard)

External fan for : **380 ... 460 V** without filter with filter **350 ... 540 V** with filter

size 100 G2D120 G2D140

size 112 G2D160 G2D160

size 132 G2D180 DNG 8 -12

Fan position **-2- on top** **-1- right side** **-3- left side** **-4- bottom (only for gearbox mounting)** **without fan**

Fan housing position **front-sided** **back-sided**

Gearbox attachment **without gearbox** with "old" gearbox KKL-1- (right) KKL-2- (top) KKL-3- (left) KKL-4- (bottom)
 with GnG gearbox KKL-5- (right) KKL-2- (top) KKL-3- (left) KKL-4- (bottom)

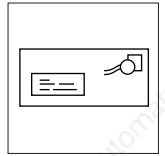
Colour RAL 9005 black RAL 6011 reseda green RAL 2000 yellow orange coated signal grey RAL 9018 papyrus white

2nd nameplate attached to terminal box

Preference types are written in bold and are underlined Price motor + gearbox _____ DM

One cross only for each range!

Order form



Recipient: **Lenze**
Branch office/
subsidiary

Postal Code/city: _____

Fax _____

Servo motor MDFQA – industrial type

Expedient

Company _____

Customer No. _____

Street / P.O. box _____

Order No. _____

Postal Code/City _____

Issuer _____

Delivery address* _____

Phone _____

Invoice addressee* _____

Date of delivery _____

* Please fill out if not expedient Date _____

Signature _____

MDFQA xx 100-22
10.6 KW
1420 RPM
360 V
50 Hz

20.3 KW
2930 RPM
360 V
100 Hz

MDFQA xx 112-22
20.1 / 11.5 KW
1425 / 760 RPM
360 V
50 / 28 HZ

38.4 / 22.7 KW
2935 / 1670 RPM
360V
100 / 58 Hz

MDFQA xx 132-32
31.1 / 17.0 KW
1030 / 550 RPM
360 V
36 / 20 HZ

60.1 / 35.4 KW
2235 / 1200 RPM
340 / 360 V
76 / 42 Hz

Operation mode **S1 continuous operation**

Mounting **B3/B5** **B6/B5** **B7/B5** **B8/B5** **V1/V5** **V3/V6**
Flange combination mountings: MDFQA100 = A250 MDFQA112 = A300 MDFQA132 = A300
 B5 **V1** **V3** B5, V1, V3 are not possible with size 112.
Flange single mountings MDFQA100 = A300 MDFQA132 = A400

A-side **with key** **without key**

B-side **Motor for encoder mounting** **Motor for brake/encoder mounting**

Temperature monitoring **Thermal contact normally-closed + KTY contact sensor**

Enclosure **IP23s**

Terminal box position **-2- (on top)** referring to B3 mounting
* Looking on motor drive-end

Brakes **without brake** 14.450. _____
 24V DC 205V DC 230V AC incl rectifier

Encoder without encoder **Resolver** IDT21 TTL 4096 pulses IDT21 TTL 2048 pulses SinCos encoder Single turn SinCos encoder Multi turn

only mounting device (all motors are suitable to munt A4 tachos (with hollow-shaft) as standard)

External fan for :	380 ... 460 V		350 ... 540 V	
	without filter	with filter	without filter	with filter
size 100	<input type="checkbox"/> G2D120	<input type="checkbox"/> G2D140	<input type="checkbox"/> DNG 3 - 4.5	<input type="checkbox"/> DNG 3 - 4.5
size 112	<input type="checkbox"/> G2D160	<input type="checkbox"/> G2D160	<input type="checkbox"/> DNG 5 - 12.5	<input type="checkbox"/> DNG 5 - 12.5
size 132	<input type="checkbox"/> G2D180		<input type="checkbox"/> DNG 8 - 12	<input type="checkbox"/> DNG 8 - 12

Fan position **-2- on top** **-1- right side** **-3- left side** **-4- bottom (only for gearbox mounting)** **without fan**

Fan housing position **front-sided** back-sided

Gearbox attachment **without gearbox** with "old" gearbox KKL-1- (right) KKL-2- (top) KKL-3- (left) KKL-4- (bottom)
 with GnG gearbox KKL-5- (right) KKL-2- (top) KKL-3- (left) KKL-4- (bottom)

Colour RAL 9005 black RAL 6011 reseda green RAL 2000 yellow orange coated signal grey RAL 9018 papyrus white

2nd nameplate attached to terminal box

Preference types are written in bold and are underlined Price motor + gearbox _____ DM



Lenze AG

Postfach 10 13 52
D-31763 Hameln
Telefon +49 (0)51 54 / 82-0
Telefax +49 (0)51 54 / 82-28 00
E-Mail: Lenze@Lenze.de
Internet: www.Lenze.com

Lenze Drive Systems GmbH

Postfach 10 13 52
D-31763 Hameln
Telefon +49 (0)51 54 / 82-0
Telefax +49 (0)51 54 / 82-28 00

Lenze GmbH & Co KG Anlagenbau

Buchenweg 1
D-31855 Aerzen
Telefon +49 (0)51 54 / 82-0
Telefax +49 (0)51 54 / 82-21 00

Lenze Bremsen GmbH

Wülmsr Weg 5
D-31855 Aerzen
Telefon +49 (0)51 54 / 82-14 53
Telefax +49 (0)51 54 / 82-11 04

Lenze GmbH & Co KG Kleinantriebe

Hans-Lenze-Straße 1
D-32699 Extertal
Telefon +49 (0)51 54 / 82-0
Telefax +49 (0)51 54 / 82-14 85

Lenze Service GmbH

Breslauer Straße 3
D-32699 Extertal

Mechanical Drives

Telefon +49 (0)51 54 / 82-16 26
Telefax +49 (0)51 54 / 82-13 96

Electronic Drives

Telefon +49 (0)51 54 / 82-11 11
Telefax +49 (0)51 54 / 82-11 12

Service Helpline

+49 (0)180 5 20 24 26

Lenze Verbindungstechnik GmbH & Co KG

IpF-Landesstraße 1
A-4481 ASTEN
Phone +43 (0)7224 / 211-0
Telefax +43 (0)7224 / 21 19 98

Lenze Deto Drive Systems GmbH & Co KG

Gewerbepark Süd 11
A-6330 Kufstein
Telefon +43 (0)53 72 / 6 53 15-200
Telefax +43 (0)53 72 / 6 53 15-299

LS Automation GmbH & Co KG

Jakob-Stadler-Platz 11
D-78467 Konstanz
Telefon +49 (0)75 31 / 9 42 19-0
Telefax +49 (0)75 31 / 9 42 19 20

encoway GmbH & Co KG

Universitätsallee 21-23
D-28359 Bremen
Telefon +49 (0)4 21 / 2 46 77-0
Telefax +49 (0)4 21 / 2 46 77-10

Deutschland Germany

Lenze Vertrieb GmbH

Ludwig-Erhard-Straße 52-56
D-72760 Reutlingen
Telefon +49 (0)71 21 / 9 39 39-0
Telefax +49 (0)71 21 / 9 39 39-29

Region Nord

Dornenpark 1
31840 Hessisch Oldendorf
Telefon (0 51 52) 90 36-0
Telefax (0 51 52) 90 36-33/44/55

Region West

Postfach 10 12 20
47497 Neukirchen-Vluyn
Kelvinstraße 7
47506 Neukirchen-Vluyn
Telefon (0 28 45) 95 93-0
Telefax (0 28 45) 95 93-93

Region Mitte/Ost

Postfach 1463
35724 Herborn
Austraße 81
35745 Herborn
Telefon (0 27 72) 95 94-0
Telefax (0 27 72) 5 30 79

Region Südwest

Postfach 14 33
71304 Waiblingen
Schänzle 8
71332 Waiblingen
Telefon (0 71 51) 9 59 81 - 0
Telefax (0 71 51) 9 59 81 50

Region Süd

Fraunhoferstraße 16
82152 Martinsried
Telefon (0 89) 89 56 14-0
Telefax (0 89) 89 56 14 14

weltweit worldwide

ALGERIA

see FRANCE

ARGENTINA

E.R.H.S.A.
Girardot 1368
1427 BUENOS AIRES
Phone +54 (0)11 / 45 54 32 32
Telefax +54 (0)11 / 45 52 36 11

AUSTRALIA

FCR Motion Technology Pty. Ltd.
Unit 6, Automation Place
38-40 Little Boundary Rd.
Leverton North
3026 MELBOURNE, VIC.
Phone +61 (03) 9362 6800
Telefax +61 (03) 9314 3744

AUSTRIA

Lenze Antriebstechnik GmbH
IpF-Landesstraße 1
4481 ASTEN
Phone +43 (0)7224 / 21 0-0
Telefax +43 (0)7224 / 21 09 99

Office Dornbirn:

Lustenauer Straße 64
6850 DORNBIERN
Phone +43 (0)5572 / 26 789-0
Telefax +43 (0)5572 / 26 789-66

Office Wr. Neudorf:

Triester Straße 14/109
2351 WR. NEUDORF
Phone +43 (0)2236 / 2 53 33-0
Telefax +43 (0)2236 / 2 53 33-66

Office Graz:

Seering 8
8141 UNTERPREMSTÄTTEN
Phone +43 (0)3135 / 56 900-0
Telefax +43 (0)3135 / 56 900 999

Lenze Verbindungstechnik

GmbH & Co KG
IpF-Landesstraße 1
4481 ASTEN
Phone +43 (0)7224 / 21 1-0
Telefax +43 (0)7224 / 21 19 98

Lenze Anlagentechnik GmbH & Co KG

Mühlenstraße 3
4470 ENNS
Phone +43 (0)7223 / 886-0
Telefax +43 (0)7223 / 886-997

BELGIUM

Lenze b.v.b.a
Noorderlaan 133, bus 15
2030 ANTWERPEN
Phone +32 (0)3 / 54 26 20 0
Telefax +32 (0)3 / 54 13 75 4

BOSNIA-HERZEGOVINA

see AUSTRIA

BRAZIL

AC Control Ltda
Rua Gustavo da Silveira 1199
Vila Sta. Catarina
SÃO PAULO - S.P.
04376-000
Phone (+55) 11 55 64 65 79 ramal: 214
Telefax (+55) 11 56 79 75 10

BULGARIA

see MACEDONIA

CANADA

see USA

CHILE

Sargent S.A.
Tecnica Thomas C. Sargent
S.A.C.é.l., Casilla 166-D
SANTIAGO DE CHILE
Phone +56 (0)2 / 51 03 000
Telefax +56 (0)2 / 69 83 989
Aupi Ltda.
Automation y Proceso Industrial
Camino a Melipilla No. 262
Casilla 80
SANTIAGO DE CHILE
Phone +56 (0)2 / 811 45 20
Telefax +56 (0)2 / 811 11 02 / 811 18 04

CHINA

Lenze Mechatronic Drives (Shanghai)
Co. Ltd., Section B, 50# building,
No.199 North Ri Ying Road,
Waigaoqiao Free Trade Zone
SHANGHAI, 200131
Phone +86-21-5046 0848
Telefax +86-21-5046 0850

Lenze AG

Beijing Representative Office
Rm. 401, Huaxin Mansion
No. 33 An Ding Road
Chaoyang District
BEIJING 100029
Phone +86-10-6441 1470
Telefax +86-10-6441 1467

CROATIA

Lenze Antriebstechnik GmbH
Predstavništvo Zagreb
Ulica Grada Gospica 3
HR-1000 ZAGREB
Phone +385-1-2 49 80 56
Telefax +385-1-2 49 80 57

CZECH REPUBLIC

Lenze, s.r.o.
Central Trade Park D1
396 01 HUMPOLEC
Phone +420 565 507-111
Telefax +420 565 507-399
Büro Červený Kostelec:
17. listopadu 510
549 41 ČERVENÝ KOSTELEČ
Phone +420 491 467-111
Telefax +420 491 467-166

DENMARK

Lenze A/S
Vallensbækvej 18A
2605 BRØNDBY
Phone +45 / 46 96 66 66
Telefax +45 / 46 96 66 60
24 stunde service +45 / 40 93 04 11
Büro Jylland:
Lenze A/S, Enebærvej 11
8653 THEM
Phone +45 / 46 96 66 66
Telefax +45 / 46 96 66 80

EGYPT

WADI Co. for technologies
and development
P.O.Box 209, new center Ramses
11794 CAIRO, Egypt
11 Syria St., Mohandessin
GIZA, Egypt
Phone +20 (2) 347 6842
Telefax +20 (2) 347 6843

ESTONIA

see FINLAND

FINLAND

Lenze Drives
Rykmentintie 2 b
20810 TURKU
Phone +358 2 2748 180
Telefax +358 2 2748 189

FRANCE

Lenze S.A.
Z.A. de Chanteloup, Rue Albert Einstein
93603 AULNAY-SOUS-BOIS
E-mail : Helpline@lenze.fr
Siège : Phone +33 (0)1 48 79 62 00
Support Technique
Helpline 0 825 826 117

Région France Nord

Z.A. de Chanteloup, Rue Albert Einstein
93603 AULNAY-SOUS-BOIS
Phone +33 (0)1 48 79 62 22
Telefax +33 (0)1 48 66 25 49

Agence Nord

325, rue de Tourcoing, 59420 MOUVAUX
Phone +33 (0)3 20 01 60 17
Telefax +33 (0)3 20 01 60 18

Agence Est

Aéroport International
Strasbourg Entzheim, Bâtiment Louis
Blériot
67960 ENTZHEIM
Phone +33 (0)3 88 68 95 30
Telefax +33 (0)3 88 68 81 15



Région France Sud

Rond point du Sans Souci
69578 LIMONEST Cedex, Lyon
Phone +33 (0)4 37 49 19 19
Telefax +33 (0)4 37 49 00 01

Agences Sud-Ouest

14, rue Capus, 31400 TOULOUSE
Phone +33 (0)5 61 14 85 37
Telefax +33 (0)5 61 14 85 38

Aux Cardinals

47270 SAINT-PIERRE DE CLAIRAC
Phone +33 (0)5 53 77 12 14
Telefax +33 (0)5 53 77 12 15

GREECE

George P. Alexandris S.A.
12K, Mavromichali Str.
185 45 PIRAEUS
Phone +30 (0)210/41 11 84 15
Telefax +30 (0)210/4 11 81 71

183 Monastiriou Str.
546 27 THESSALONIKI
Phone +30 (0)310/5 56 65 04
Telefax +30 (0)310/5 18 15

HUNGARY

Lenze Antriebstechnik
Handelsgesellschaft mbH
2040 BUDAÖRS
Gyár utca 2., P.O.Box 322.
Phone +36 (0)23/501-320
Telefax +36 (0)23/501-339

ICELAND

see DENMARK

INDIA

Electronic Service:
National Power Systems
10, Saibaba Shopping Centre
Keshav Rao Kadam Marg
Off Lamington Road
MUMBAI 400 008
Phone +91-22-2300 5667, 2301 3712
Telefax +91-22-2300 5668

Emco Lenze Pvt. Ltd.
1st Floor, Sita Mauli
Madanlal Dhingra Road
Panch Pakhadi, Thane (West)
MAHARASHATRA 400 602
Phone +91 22 25405488
+91 22 25452244
Telefax +91 22 25452233

V3 Controls Pvt. Ltd.
1, "Devyani", Next to SBI
Baner ITI Road
Sanewadi, Aundh,
PUNE 411 007, MS
Phone +91-20-25 88 68 62
Telefax +91-20-25 88 03 50

INDONESIA

P.T. Futurindo Globalsatya
Jl.: Prof. Dr. Latumenten No. 18
Kompleks Perkantoran
Kota Grogol Permai Blok A 35
JAKARTA 11460

Buero 1:
Phone +62 (0)21 / 766 42 34
765 86 23
Telefax +62 (0)21 / 766 44 20
Buero 2:
Phone +62 (0)21 / 567 96 31
567 96 32
Telefax +62 (0)21 / 566 87 50

IRAN

Tavan Ressian Co. Ltd.
P.O.Box. 19395-5177
No. 44, Habihi St.,
South Dastour St.,
Sadr EXP'Way,
TEHRAN 19396
Phone +98 21 / 260 26 55
260 67 66
260 92 99
Telefax +98 21 / 200 28 83

ISRAEL

Greensphon Engineering Works LTD
P.O.Box 10 108
HAIFA-BAY 26110
Phone +972 (0)4 / 87 21 18 7
Telefax +972 (0)4 / 87 26 23 1

ITALY

Gerit Trasmissioni S.p.A.
Viale Monza 338, 20128 MILANO
Phone +39 02 / 270 98.1
Telefax +39 02 / 270 26 290

JAPAN

Miki Pulley Co., Ltd.
1-39-7 Komatsubara, Zama-city
KANAGAWA 228-8577
Phone +81 (0)462/58 16 61
Telefax +81 (0)462/58 17 04

LATVIA

see LITHUANIA

LITHUANIA

Lenze UAB
Breslaujos g.3
44403 KAUNAS
Phone +370 37 407174
Fax./Tel. +370 37 407175

LUXEMBOURG

see BELGIUM

MACEDONIA

Lenze Antriebstechnik GmbH
Pretstavništvo Skopje
ul. Nikola Rusinski 3/A/2
1000 SKOPJE
Phone +389 2 30 90 090
Telefax +389 2 30 90 091

MALAYSIA

D.S.C. Engineering SDN BHD
3A & 3B, Jalan SS21/56B
Damansara Utama
47400, PETALING JAYA
SELANGOR
Phone +60 (0)3 / 77 25 62 43
77 25 62 46
77 28 65 30
Telefax +60 (0)3 / 77 29 50 31

MAURITIUS

Automation & Controls Engineering Ltd
3, Royal Road
Le Hochet, Terre Rouge
MAURITIUS
Phone +230 248 8211
Telefax +230 248 8968

MEXICO

Automatización y Control
de Energía S.A. de C.V.
Av. 2 No. 89 Esq Calle 13
Col. San Pedro de los Pinos
C.P. 03800 MEXICO D.F.
Phone +52 (55)5277/5998
Telefax +52 (55)5277/5937

MOROCCO

GUORFET G.T.D.R.
Automatisation Industrielle
Bd Chefchaouini Route 110 km, 11.500
No. 353-Ain-Sabaâ
CASABLANCA
Phone +212/22-35 70 78
Telefax +212/22-35 71 04

NETHERLANDS

Lenze B.V., Postbus 31 01
5203 DC-S-HERTOGENBOSCH
Ploegweg 15
5232 BR'S-HERTOGENBOSCH
Phone +31 (0)73 / 64 56 50 0
Telefax +31 (0)73 / 64 56 51 0

NEW ZEALAND

Tranz Corporation
343 Church Street
P.O. Box 12-320, Penrose
AUCKLAND
Phone +64 (0)9 / 63 45 51 1
Telefax +64 (0)9 / 63 45 51 8

NORWAY

Dtc- Lenze as
Stallbakken 5, 2005 RAEILINGEN
Phone +47 / 64 80 25 10
Telefax +47 / 64 80 25 11

PHILIPPINES

Jupp & Company Inc.
Unit 224 Cityland Pioneer Bldg.,
Pioneer Sreet
MANDALUYONG CITY
Phone +63 2/687 7423
683 0042
683 0047
Telefax +63 2/687 7421

POLAND

Lenze-Rotiv Sp. z o.o.
ul. Rożdżeńkiego 188b
40-203 KATOWICE
Phone +48 (0)32 / 2 03 97 73
Telefax +48 (0)32 / 7 81 01 80
Lenze Systemy Automatyki Sp. z o.o.
Ul. Rydygiera 47
87-100 TORUŃ
Phone +48 (0)56 / 6 58 28 00
6 45 34 60
6 45 35 70
Telefax +48 (0)56 / 6 45 33 56

PORTUGAL

Costa Leal el Victor
Electronica-Pneumatica, Lda.
Rua Prof. Augusto Lessa, 269,
Apart. 52053
4202-801 PORTO
Phone +351-22 / 5 50 85 20
Telefax +351-22 / 5 02 40 05

ROMANIA

see AUSTRIA

RUSSIA

Inteldrive
1 Buhvostova Street 12/11
Korpus 18, Office 322
MOSCOW 107258
Phone +7 (0)095 / 963 96 86
Telefax +7 (0)095 / 962 67 94

SERBIA-MONTENEGRO

see MACEDONIA

SINGAPORE

see MALAYSIA

SLOVAC REPUBLIC

ECS Sluzby spol. s.r.o.
Staromlynska 29, 82106 BRATISLAVA
Phone +421 2 45 25 96 06
+421 2 45 64 31 47
+421 2 45 64 31 48
Telefax +421 2 45 64 31 49

SLOVENIA

Lenze pogonska tehnika GmbH
Zbiljska Cesta 4
1215 MEDVODE
Phone +386 (0)1 361 61 41
Telefax +386 (0)1 361 22 88

SOUTH AFRICA

S.A. Power Services (Pty.) Ltd.
P.O. Box 11 37, RANDBURG 2125
Phone +27 (0)11 / 78 71 80 1
Telefax +27 (0)11 / 78 75 04 0

SOUTH KOREA

Hankuk Mechatro Ltd.
Room# 1409 Samhwan officetel 830-295
Beomil-dong, Dong-Gu
PUSAN
Phone +82 (0)51-635-6663
Telefax +82 (0)51-635-6632

SPAIN

Lenze Transmisiones, S.A.
Mila i Fontanals, 135-139
08205 SABADELL (Barcelona)
Phone +34 93 / 72 07 68 0
Telefax +34 93 / 71 22 54 1

SWEDEN

Lenze Transmissioner AB
P.O.Box 10 74, Attorpsgatan
Tornby Ind.
58110 LINKÖPING
Phone +46 (0)13 / 35 58 00
Telefax +46 (0)13 / 10 36 23

SWITZERLAND

Lenze Bachofen AG
Ackerstrasse 45
8610 USTER
Phone +41 (0) 43 399 14 14
Telefax +41 (0) 43 399 14 24
Vente Suisse Romande:
Route de Prilly 25
1023 CRISSIER
Phone +41 (0)21 / 63 72 19 0
Telefax +41 (0)21 / 63 72 19 9

SYRIA

Zahabi Co.
8/5 Shouhadada Street
P.O.Box 8262
ALEPPO-SYRIA
Phone +963 21 21 22 23 5
Telefax +963 21 21 22 23 7

TAIWAN

ACE Pillar Co. Ltd.
No.12, Lane 61, Sec. 1,
Kuanfu Road, San-Chung City
TAIPEI HSIEN
Phone +886 (0)2 / 299 58 40 0
Telefax +886 (0)2 / 299 53 46 6

THAILAND

PSG-WESCO CO., LTD.
429 Moo 7, Theparak Road,
Tambol Theparak
Amphur Muang
SAMUTPRAKARN 10270
Phone +66 (0)2 / 383 5633
Telefax +66 (0)2 / 383 5637

TUNESIA

see FRANCE

TURKEY

LSE Elektrik
Elektronik Makina, Otomasyon Mühendislik
San. Ve Tic. Ltd. Şti.
Atatürk mah. Cumhuriyet cad.
Yurt sok. No:7
ÜMRANIYE/İSTANBUL
Phone +90 (0)216 / 316 5138 pbx
Telefax +90 (0)216 / 443 4277

Bursa Address:

Demirtaspasa Mh.
Ata Sk. Petek Bozkaya İis Merkezi
D Blok No :5/A
OSMANGAZI /BURSA
Phone +90 (0)224-2733232 pbx
+90 (0)224-2734151
+90 (0)224-2733238
Telefax +90 (0)224-2734150

UKRAINE

SV Altera
Pobedy Av. 44
KIYV
Phone +380-44-2416777
Telefax +380-44-2419084

UNITED KINGDOM/EIRE

Lenze Ltd.
Caxton Road
BEDFORD MK 41 OHT
Phone +44 (0)1234 / 32 13 21
Telefax +44 (0)1234 / 26 18 15

USA

AC Technology Corp.
660 Douglas Street
UXBRIDGE, MA 01569
Phone +1 508 / 278-9100
Telefax +1 508 / 278-7873

AC Technology Corp.
1730 East Logan Avenue
EMPORIA, KS 66 801
Phone +1 620 / 343-8401
+1 888 / 269-2381
Telefax +1 620 / 342-2595
+1 800 / 469-0931

AC Technology Corp.
1 W. Illinois Street
Suite 240
ST. CHARLES, IL 60174
Phone +1 630 / 377-7534
Telefax +1 630 / 377-9623