




Telaire T6615 Sensor Dual Channel Module

Compact CO₂ Module Designed
to Integrate Into Existing Controls
and Equipment

The TELAIRE® T6615 dual-channel CO₂ Module is designed to meet the volume, cost, and delivery expectations of Original Equipment Manufacturers (OEMs).



Features

- An affordable gas sensing solution for OEMs.
- A reliable sensor design based on 15 years of engineering and manufacturing expertise.
- Flexible CO₂ sensor platform designed to interact with other microprocessor devices.
- Dual-channel optical system and three-point calibration process for enhanced stability, accuracy and reliability.
- Designed for applications where ABC Logic cannot be used
- Sensor may be field calibrated

Amphenol
Advanced Sensors

Telaire T6615 Sensor Module Specifications

Method

Dual-channel Non Dispersive Infrared (NDIR), gold plated optics, diffusion or flow through sampling.

Measurement Range

0 to 2000 ppm
0 to 5000 ppm
0 to 10,000 ppm
0 to 50,000 ppm

Dimensions

2.25 in X 1.365 in X 0.60 in
(57.15 mm X 34.67 mm X 15.24 mm)

Accuracy*

75 ppm or 10% of reading (whichever is greater)

Temperature Dependence

0.2% FS per °C

Stability over Life of Sensor (10 Years)

< 5% of FS or <10% reading annual

Pressure Dependence

0.135% of reading per mm Hg

Response Time

< 2 minutes for 90% step change typical

Warm Up Time

- < 2 minutes (operational)
- 10 minutes (maximum accuracy)

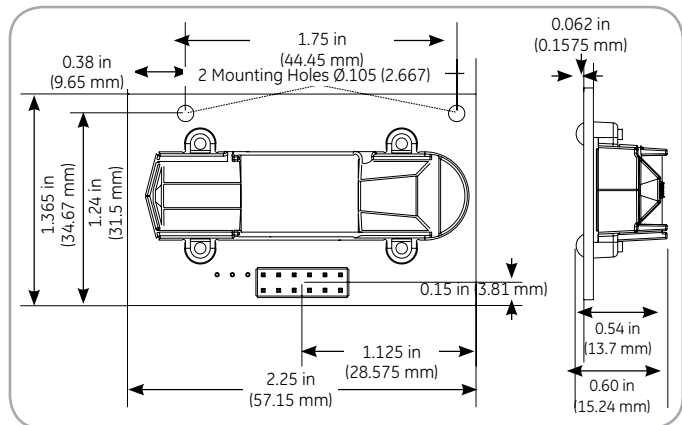
Operating Conditions

- 32°F to 122°F (0°C to 50°C)
- 0 to 95% RH, non condensing

Storage Conditions

-40°F to 158°F (-40°C to 60°C)

(Non Condensing)



Output

Digital

UART @ 19200 Baud (Please call for detailed product specifications).

Analog

0 to 4 VDC

Power Supply Requirements

5 VDC regulated ($\pm 5\%$)

Power Consumption

- 0.90 watts peak
- 0.165 watts average

Interface Connections

Designed for 12 pin male header with 0.1 in (2.54 mm) spacing. Header not included.

Flow Rates (Via Flow Ports)

Flow through version: 50 cc/min maximum
Diffusion version: 80 - 120 cc/min

Warranty Terms

12 months

* Handling and OEM assembly may affect factory calibration.

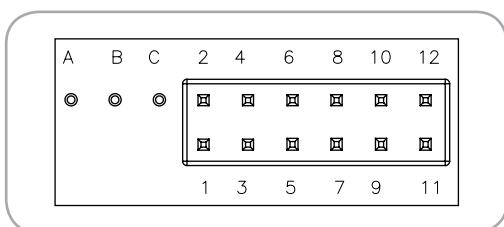
Sensor Accuracy and Field Calibration

The T6615 is a dual channel sensor. The two channels can be described as a CO₂ channel that measures gas concentration and a reference channel that measures the sensor signal intensity. The T6615 performs periodic self-calibrations using the reference channel. The self-calibrations are approximately every 24 hours but can also be initiated by sending a command (see communication protocol). Self-calibrations should not be performed during the warm-up period. During the self-calibration the sensor PPM reading is frozen, it will not react to changing CO₂. The calibration time is adjustable but nominally two minutes.

Over time the minor electrical and mechanical changes can affect the sensor accuracy. With the exception of operation in harsh environments the rate of signal change is a decaying function, thus the longer the sensor operates the more stable it will become. The reference channel will correct for these changes over time. Telaire recommends periodic gas calibration depending on the application accuracy requirements. While the reference channel corrects for changes over time, a field calibration using nitrogen gas will immediately restore the highest level of accuracy.

Pin Designations

Connector Pinout	Function
A	TX (UART)
B	RX (UART)
C	V+ (5 VDC)
1	V+ (5 VDC)
2	GND
3	GND
4	AV OUT (0 to 4 VDC)
5	No Connect
6	No Connect
7	No Connect
8	No Connect
9	No Connect
10	TX (UART)
11	RX (UART)
12	GND



Module T6615-F (Flow Through)

The diffusion membrane is replaced with a non-permeable seal. The two flow ports can be used for flow through sampling. Flow rate of 50 cc/min recommended.

Handling and Installation

The T6615 CO₂ OEM modules are infrared gas sensors on a printed circuit board and should be treated carefully. Precautions should be taken to observe specified limits and prevent damage from electrostatic discharge or rough handling. Please refer to ANSI/ESD S20. 20-1999 for more information on preventing ESD damage and IPC 610 Rev D for more information on proper electronic assembly practices.

Available Models

Part Number	Sampling Method	Measurement Range
T6615	Diffusion	0-2,000 ppm
T6615-5K	Diffusion	0-5,000 ppm
T6615-10K	Diffusion	0-10,000 ppm
T6615-50K	Diffusion	0-50,000 ppm
T6615-F	Flow Through	0-2,000 ppm
T6615-5KF	Flow-through	0-5,000 ppm
T6615-10KF	Flow-through	0-10,000 ppm
T6615-50KF	Flow-through	0-50,000 ppm
T6615-R12	Diffusion, 12 second rate	0-2,000 ppm

Amphenol

Advanced Sensors

www.amphenol-sensors.com

© 2014 Amphenol Corporation. All Rights Reserved. Specifications are subject to change without notice. Other company names and product names used in this document are the registered trademarks or trademarks of their respective owners.