

MAB - (Updated approval references)

Metallized polypropylene film capacitor

MKP - AC - Motor run - Switching



Main applications

Motor run capacitor, general purpose AC applications, medium-low power switching capacitor for industrial and motor speed controls, electronic ballasts and SMPS

Dielectric

Polypropylene

Electrodes

Vacuum deposited metal layers

Coating

Solvent resistant plastic case (UL 94 V-1 minimum) with resin sealing (UL 94 V-0). Flame retardant execution.

In conformity with:

- glow wire tests in accordance with IEC 60335-1
- ball pressure test in accordance with IEC 60695-10-2

Please refer to the article tables for the official approval tests references

Construction

Extended metallized film (refer to general technical information)

Terminals

Tinned copper wire (lead-free), insulated tinned copper (lead-free) or stranded insulated tinned copper (lead-free) wire leads. Insulated leads available for box size $\geq 10 \times 18,5 \times 26,5$ mm. Cable leads execution not suitable for high I_{rms} switching use

Terminals code

S for 5±1mm length tinned copper leads, L for 30±5mm length tinned copper leads, C for tinned copper insulated wire, M for stranded insulated tinned copper leads

Reference standard

IEC 60068, EN 60252-1 (2011), SEV1029, CSA 22.2 n.190 and UL810 (construction only), IEC 60335-1, RoHS compliant

Approvals

Please refer to the article tables. Construction only UL810 (file E192977) and CSA22.2 N.190 approved execution available upon request

Climatic category

40/100/56 (IEC 60068/1), GPD (DIN40040)
25/085/56 (IEC 60068/1), HPF (DIN40040) for approvals reference

Operating temperature range (case)

-40...+100°C
-25...+85°C for approvals reference

Rated capacitance (Cr)

0,1µF to 33µF. Refer to article table

Capacitance tolerance (at 1kHz)

±10% (code=K), ±5% (code=J), ±2.5% (code= H) and ±20% (code=M). Other tolerances upon request

Capacitance temperature coefficient

Refer to graphs in general technical information

Long term stability (at 1 kHz)

Capacitance variation $\leq \pm 1\%$ after a period of 2 years at standard environmental conditions

Rated voltage (Ur)

160 ÷ 600V 50÷60Hz (370 ÷ 1200Vdc). Please refer to the article table

Category voltage (Uc)

Uc= 0,8 x Ur at +100°C (for +85°C < T \leq +100°C, Ur must be decreased 1,5% for every°C exceeding +85°C); **Uc=Ur at +85°C for approvals reference**

Self inductance

≤ 1 nH/mm of capacitor pitch and leads length used for connection

Maximum pulse rise time

Refer to article table. The pulse characteristic Ko depends on the voltage waveform. In any case the value given in the article table must not be overcome

Dissipation factor (DF), max.

Tgδ x10⁻⁴, measured at 25±5°C, 1kHz

Cr $\leq 2,2\mu\text{F}$	2,2µF < Cr $\leq 10\mu\text{F}$	10µF < Cr $\leq 20\mu\text{F}$	Cr > 20µF
6	10	12	15

Insulation resistance (IR)

Measured between terminals, at 25±°C, after 1 minute of electrification at 100Vdc:

IR $\geq 10000\text{s}$ for Cr < 1 µF (typical value 30000s)
 IR $\geq 3000\text{s}$ for Cr $\geq 1\mu\text{F}$ (typical value 10000s)

Test voltage between terminals (Ut)

1,6xUr(AC) applied for 1 minute at 25±5°C
2,0xUr(AC) applied for 1 minute at 25±5°C for EN60252-1 2011 approved ratings

Test voltage between terminals and case (Utc)

3kV 50÷60Hz applied for 60s at 25±5°C

Protection class

IP00

Life expectancy class

In accordance with EN60252-1:
 Class A: 30000 h; Class B: 10000 h; Class C: 3000 h; Class D: 1000 h
 Please refer to the article table for each series ratings and life expectancy class

Damp heat test (steady state)

Test conditions:
 Temperature= +40±2°C
 Relative humidity=93±2%
 Test duration= 56 days

Performance:
 Capacitance change $\leq \pm 2\%$
 DF change ≤ 0.0010 at 1kHz for Cr < 15µF
 DF change ≤ 0.0015 at 1kHz for Cr $\geq 15\mu\text{F}$
 IR $\geq 50\%$ of initial limit value

Endurance test; reference: EN60252-1 (2011)

Test conditions:
 Applied voltage and temperature: 1,25 x Ur AC at +85°C

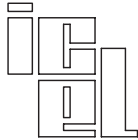
Test duration:
 200h for class D: 1000 hours expected life, continuous operation
 600h for class C: 3000 hours expected life, continuous operation
 2000h for class B: 10000 hours expected life, continuous operation
 6000h for class A: 30000 hours expected life, continuous operation

Performance:
 Capacitance change $\leq \pm 3\%$; 1 piece > $\pm 3\%$ on 21 tested for EN60252-1 (2011) approved ratings

Resistance to soldering heat test

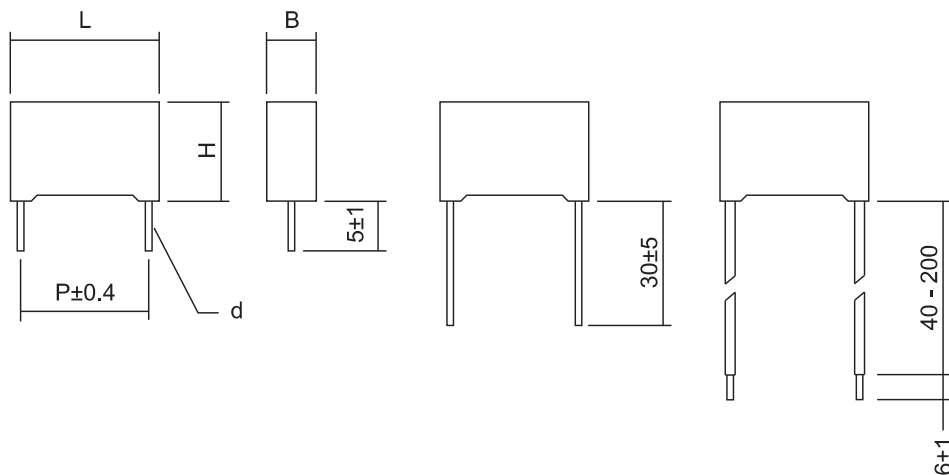
Test conditions:
 Solder bath temperature= +260±5°C
 Dipping time (with heat screen)= 10±1s

Performance:
 Capacitance change $\leq \pm 1\%$
 DF change ≤ 0.0010 at 1kHz
 IR $\geq 50\%$ of initial limit value



MAB - (Updated approval references)

**Metallized polypropylene film capacitor
MKP - AC - Motor run - Switching**



Note: standard cables length up to 80mm; longer leads available upon request

MABA05 article table

500V 50±60Hz, +85°C, continuous service, class B (10000 h)

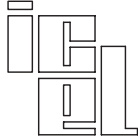
600V 50±60Hz, +85°C, continuous service, class C (3000 h)

1200Vdc; Upk= 1500Vdc

Construction only UL810 (file E192977) and CSA22.2 N.190 approved execution available upon request

Cap. μF	Dimension in mm					du/dt V/μs	Ko V ² /μs	ICEL Code ⁽¹⁾
	B	H	L	P	d			
0,1	7	16	26,5	22,5	0,8	175	296E03	MABA053100*G#
0,12	8,5	17	26,5	22,5	0,8	175	296E03	MABA053120*G#
0,15	8,5	17	26,5	22,5	0,8	175	296E03	MABA053150*G#
0,18	10	18,5	26,5	22,5	0,8	175	296E03	MABA053180*G#
0,22	11	20	26,5	22,5	0,8	175	296E03	MABA053220*G#
0,22	11	20	32	27,5	0,8	145	245E03	MABA053220*H#
0,27	13	22	26,5	22,5	0,8	175	296E03	MABA053270*G#
0,27	11	20	32	27,5	0,8	145	245E03	MABA053270*H#
0,33	13	22	32	27,5	0,8	145	245E03	MABA053330*H#
0,39	13	22	32	27,5	0,8	145	245E03	MABA053390*H#
0,47	14	28	32	27,5	0,8	145	245E03	MABA053470*H#
0,56	14	28	32	27,5	0,8	145	245E03	MABA053560*H#
0,68	14	28	32	27,5	0,8	145	245E03	MABA053680*H#
0,75	18	33	32	27,5	0,8	145	245E03	MABA053750*H#
0,82	18	33	32	27,5	0,8	145	245E03	MABA053820*H#
1	17	28	42,5	37,5	1	90	152E03	MABA054100*J#
1,2	22	30	42,5	37,5	1	90	152E03	MABA054120*J#
1,5	22	30	42,5	37,5	1	90	152E03	MABA054150*J#
1,8	28	37	42,5	37,5	1	90	152E03	MABA054180*J#
2	28	37	42,5	37,5	1	90	152E03	MABA054200*J#
2,2	28	37	42,5	37,5	1	90	152E03	MABA054220*J#
2,5	28	37	42,5	37,5	1	90	152E03	MABA054250*J#
2,7	30	45	42,5	37,5	1	90	152E03	MABA054270*J#
3	30	45	42,5	37,5	1	90	152E03	MABA054300*J#
3,3	30	45	42,5	37,5	1	90	152E03	MABA054330*J#
3,5	30	45	42,5	37,5	1	90	152E03	MABA054350*J#

⁽¹⁾Change the * symbol with the needed capacitance tolerance code: H=±2.5%, J=±5%, K=±10%, M=±20% and the # symbol with the needed leads execution (S, L, M or C)



MAB - (Updated approval references)

Metallized polypropylene film capacitor

MKP - AC - Motor run - Switching



MABA01 article table

400V 50±60Hz, +85°C, continuous service. Approved IMQ EN60252-1 (2011) class A (30000 h), SEV1029

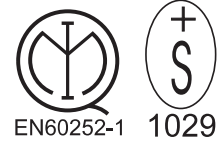
432V 50±60Hz, +85°C, continuous service. Approved IMQ EN60252-1 (2011) class B (10000 h), SEV1029

500V 50±60Hz, +85°C, continuous service, class C (3000 h);

800Vdc; Upk= 1050Vdc

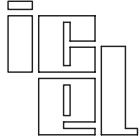
Construction only UL810 (file E192977) and CSA22.2 N.190 approved execution available upon request

Glow wire tests conformity to IEC 60335-1, approved IMQ



Cap. µF	Dimension in mm					du/dt V/µs	Ko V ² /µs	ICEL Code ⁽¹⁾
	B	H	L	P	D			
0,1	7	16	26,5	22,5	0,8	120	146E03	MABA013100*G#
0,12	7	16	26,5	22,5	0,8	120	146E03	MABA013120*G#
0,15	8,5	17	26,5	22,5	0,8	120	146E03	MABA013150*G#
0,18	10	18,5	26,5	22,5	0,8	120	146E03	MABA013180*G#
0,22	10	18,5	26,5	22,5	0,8	120	146E03	MABA013220*G#
0,27	10	18,5	26,5	22,5	0,8	120	146E03	MABA013270*G#
0,33	10	18,5	26,5	22,5	0,8	120	146E03	MABA013330*G#
0,33	11	20	32	27,5	0,8	100	122E03	MABA013330*H#
0,39	10	18,5	26,5	22,5	0,8	120	146E03	MABA013390*G#
0,39	11	20	32	27,5	0,8	100	122E03	MABA013390*H#
0,47	11	20	26,5	22,5	0,8	120	146E03	MABA013470*G#
0,47	11	20	32	27,5	0,8	100	122E03	MABA013470*H#
0,56	13	22	26,5	22,5	0,8	120	146E03	MABA013560*G#
0,56	11	20	32	27,5	0,8	100	122E03	MABA013560*H#
0,62	13	22	26,5	22,5	0,8	120	146E03	MABA013620*G#
0,62	11	20	32	27,5	0,8	100	122E03	MABA013620*H#
0,62 ⁽²⁾	15	26	39,5	35	0,8	70	85300	MABA013620*I#
0,68	13	22	26,5	22,5	0,8	120	146E03	MABA013680*G#
0,68	11	20	32	27,5	0,8	100	122E03	MABA013680*H#
0,68 ⁽²⁾	15	26	39,5	35	0,8	70	85300	MABA013680*I#
0,75	13	22	32	27,5	0,8	100	122E03	MABA013750*H#
0,75 ⁽²⁾	15	26	39,5	35	0,8	70	85300	MABA013750*I#
0,82	13	22	32	27,5	0,8	100	122E03	MABA013820*H#
0,82 ⁽²⁾	15	26	39,5	35	0,8	70	85300	MABA013820*I#
1	15	24,5	32	27,5	0,8	100	122E03	MABA014100*H#
1 ⁽²⁾	15	26	39,5	35	0,8	70	85300	MABA014100*I#
1,2	15	24,5	32	27,5	0,8	100	122E03	MABA014120*H#
1,2 ⁽²⁾	15	26	39,5	35	0,8	70	85300	MABA014120*I#
1,5	18	33	32	27,5	0,8	100	122E03	MABA014150*H#
1,5	15	26	39,5	35	0,8	70	85300	MABA014150*I#
1,8	18	33	32	27,5	0,8	70	85300	MABA014180*H#
1,8	17	28	42,5	37,5	1	65	79000	MABA014180*J#
2	18	33	32	27,5	0,8	65	85300	MABA014200*H#
2	17	28	42,5	37,5	1	65	79000	MABA014200*J#
2,2	18	33	32	27,5	0,8	65	85300	MABA014220*H#
2,2	17	28	42,5	37,5	1	65	79000	MABA014220*J#
2,5	17	28	42,5	37,5	1	65	79000	MABA014250*J#
2,7	22	30	42,5	37,5	1	65	79000	MABA014270*J#
3	22	30	42,5	37,5	1	65	79000	MABA014300*J#
3,3	22	30	42,5	37,5	1	65	79000	MABA014330*J#
3,5	22	33,5	42,5	37,5	1	65	79000	MABA014350*J#
4	22	33,5	42,5	37,5	1	65	79000	MABA014400*J#
4,5	22	33,5	42,5	37,5	1	65	79000	MABA014450*J#
4,7	28	37	42,5	37,5	1	65	79000	MABA014470*J#
5	28	37	42,5	37,5	1	65	79000	MABA014500*J#
5,5	28	37	42,5	37,5	1	65	79000	MABA014550*J#
6	28	37	42,5	37,5	1	65	79000	MABA014600*J#
6,3	28	37	42,5	37,5	1	65	79000	MABA014630*J#
7	30	45	42,5	37,5	1	65	79000	MABA014700*J#
8	30	45	42,5	37,5	1	65	79000	MABA014800*J#
8,5	30	45	42,5	37,5	1	65	79000	MABA014850*J#

⁽¹⁾Change the * symbol with the needed capacitance tolerance code: H=±2.5%, J=±5%, K=±10%, M=±20% and the # symbol with the needed leads execution (S, L, M or C)- ⁽²⁾ also available with size 14x24,5x38,3mm



MAB - (Updated approval references)

Metallized polypropylene film capacitor

MKP - AC - Motor run - Switching



MABA02 article table

320V 50+60Hz, +85°C, continuous service. Approved IMQ EN60252-1 (2011) class A (30000 h), SEV1029

400V 50+60Hz, +85°C, continuous service. Approved IMQ EN60252-1 (2011) class B (10000 h), SEV1029

430V 50+60Hz, +85°C, continuous service. Approved IMQ EN60252-1 (2011) class D (1000 h), SEV1029

600Vdc; Upk=750Vdc

Construction only UL810 (file E192977) and CSA22.2 N.190 approved execution available upon request

Glow wire tests conformity to IEC 60335-1, approved IMQ



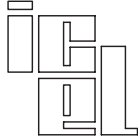
EN60252-1



1029

Cap. µF	Dimension in mm					du/dt V/µs	Ko V ² /µs	ICEL Code ⁽¹⁾
	B	H	L	P	d			
0,33	7	16	26,5	22,5	0,8	90	81200	MABA023330*G#
0,39	7	16	26,5	22,5	0,8	90	81200	MABA023390*G#
0,47	8,5	17	26,5	22,5	0,8	90	81200	MABA023470*G#
0,50	8,5	17	26,5	22,5	0,8	90	81200	MABA023500*G#
0,56	8,5	17	26,5	22,5	0,8	90	81200	MABA023560*G#
0,62	10	18,5	26,5	22,5	0,8	90	81200	MABA023620*G#
0,68	10	18,5	26,5	22,5	0,8	90	81200	MABA023680*G#
0,68	11	20	32	27,5	0,8	70	63200	MABA023680*H#
0,75	10	18,5	26,5	22,5	0,8	90	81200	MABA023750*G#
0,75	11	20	32	27,5	0,8	70	63200	MABA023750*H#
0,82	11	20	26,5	22,5	0,8	90	81200	MABA023820*G#
0,82	11	20	32	27,5	0,8	70	63200	MABA023820*H#
1	13	22	26,5	22,5	0,8	90	81200	MABA024100*G#
1	11	20	32	27,5	0,8	70	63200	MABA024100*H#
1,2	13	22	26,5	22,5	0,8	90	81200	MABA024120*G#
1,2	11	20	32	27,5	0,8	70	63200	MABA024120*H#
1,5	13	22	32	27,5	0,8	70	63200	MABA024150*H#
1,5 ⁽²⁾	15	26	39,5	35	0,8	50	45100	MABA024150*I#
1,8	15	24,5	32	27,5	0,8	70	63200	MABA024180*H#B
1,8	14	28	32	27,5	0,8	70	63200	MABA024180*H#
2	15	24,5	32	27,5	0,8	70	63200	MABA024180*H#B
2	14	28	32	27,5	0,8	70	63200	MABA024200*H#
2 ⁽²⁾	15	26	39,5	35	0,8	50	45100	MABA024200*I#
2,2	15	24,5	32	27,5	0,8	70	63200	MABA024220*H#B
2,2	14	28	32	27,5	0,8	70	63200	MABA024220*H#
2,2 ⁽²⁾	15	26	39,5	35	0,8	50	45100	MABA024220*I#
2,5	14	28	32	27,5	0,8	70	63200	MABA024250*H#
2,5 ⁽²⁾	15	26	39,5	35	0,8	50	45100	MABA024250*I#
2,7	14	28	32	27,5	0,8	70	63200	MABA024270*H#
2,7 ⁽²⁾	15	26	39,5	35	0,8	50	45100	MABA024270*I#
3	18	33	32	27,5	0,8	70	63200	MABA024300*H#
3 ⁽²⁾	15	26	39,5	35	0,8	50	45100	MABA024300*I#
3	17	28	42,5	37,5	1	50	45100	MABA024300*J#
3,3	18	33	32	27,5	0,8	70	63200	MABA024330*H#
3,3	15	26	39,5	35	0,8	50	45100	MABA024330*I#
3,3	17	28	42,5	37,5	1	50	45100	MABA024330*J#
3,5	18	33	32	27,5	0,8	70	63200	MABA024350*H#
3,5	17	28	42,5	37,5	1	50	45100	MABA024350*J#
4	18	33	32	27,5	0,8	70	63200	MABA024400*H#
4	17	28	42,5	37,5	1	50	45100	MABA024400*J#
4,5	22	37	32	27,5	0,8	70	63200	MABA024450*H#
4,5	22	30	42,5	37,5	1	50	45100	MABA024450*J#
4,7	22	37	32	27,5	0,8	70	63200	MABA024470*H#
4,7	22	30	42,5	37,5	1	50	45100	MABA024470*J#
5	22	37	32	27,5	0,8	70	63200	MABA024500*H#
5	22	30	42,5	37,5	1	50	45100	MABA024500*J#
5,5	22	37	32	27,5	0,8	70	63200	MABA024550*H#
5,5	22	30	42,5	37,5	1	50	45100	MABA024550*J#
6	22	37	32	27,5	0,8	70	63200	MABA024600*H#
6	22	30	42,5	37,5	1	50	45100	MABA024600*J#
6,3	22	30	42,5	37,5	1	50	45100	MABA024630*J#
6,8	22	33,5	42,5	37,5	1	50	45100	MABA024680*J#
7	22	33,5	42,5	37,5	1	50	45100	MABA024700*J#
8	22	33,5	42,5	37,5	1	50	45100	MABA024800*J#
8,5	28	37	42,5	37,5	1	50	45100	MABA024850*J#
10	28	37	42,5	37,5	1	50	45100	MABA025100*J#
11	30	45	42,5	37,5	1	50	45100	MABA025110*J#
12	30	45	42,5	37,5	1	50	45100	MABA025120*J#
13	30	45	42,5	37,5	1	50	45100	MABA025130*J#
14	30	45	42,5	37,5	1	50	45100	MABA025140*J#
15	30	45	42,5	37,5	1	50	45100	MABA025150*J#

⁽¹⁾Change the * symbol with the needed capacitance tolerance code: H=±2.5%, J=±5%, K=±10%, M=±20% and the # symbol with the needed leads execution (S, L, M or C) - ⁽²⁾ also available with size 14x24,5x38,3mm



MAB - (Updated approval references)

Metallized polypropylene film capacitor

MKP - AC - Motor run - Switching



MABA03 article table

250V 50±60Hz, +85°C, continuous service, class A (30000 h)

275V 50±60Hz, +85°C, continuous service, class B (10000 h)

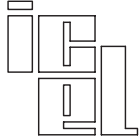
320V 50±60Hz, +85°C, continuous service, class C (3000 h)

500Vdc; Upk= 625Vdc

Construction only UL810 (file E192977) and CSA22.2 N.190 approved execution available upon request

Cap. μF	Dimension in mm					du/dt V/μs	Ko V ² /μs	ICEL Code ⁽¹⁾
	B	H	L	P	d			
0,68	7	16	26,5	22,5	0,8	60	42300	MABA033680*G#
0,75	8,5	17	26,5	22,5	0,8	60	42300	MABA033750*G#
0,82	8,5	17	26,5	22,5	0,8	60	42300	MABA033820*G#
1	10	18,5	26,5	22,5	0,8	60	42300	MABA034100*G#
1,2	11	20	26,5	22,5	0,8	60	42300	MABA034120*G#
1,2	9	17	32	27,5	0,8	50	35300	MABA034120*H#
1,5	13	22	26,5	22,5	0,8	60	42300	MABA034150*G#
1,5	11	20	32	27,5	0,8	50	35300	MABA034150*H#
1,8	13	22	32	27,5	0,8	50	35300	MABA034180*H#
2	13	22	32	27,5	0,8	50	35300	MABA034200*H#
2,2	13	22	32	27,5	0,8	50	35300	MABA034220*H#
2,5	13	22	32	27,5	0,8	50	35300	MABA034250*H#
2,7	13	22	32	27,5	0,8	50	35300	MABA034270*H#
3	15	24,5	32	27,5	0,8	50	35300	MABA034300*H#
3,15	15	24,5	32	27,5	0,8	50	35300	MABA034315*H#
3,15 ⁽²⁾	15	26	39,5	35	0,8	40	28200	MABA034315*I#
3,3	15	24,5	32	27,5	0,8	50	35300	MABA034330*H#
3,3 ⁽²⁾	15	26	39,5	35	0,8	40	28200	MABA034330*I#
3,5	15	24,5	32	27,5	0,8	50	35300	MABA034350*H#
3,5 ⁽²⁾	15	26	39,5	35	0,8	40	28200	MABA034350*I#
4	18	33	32	27,5	0,8	50	35300	MABA034400*H#
4	15	26	39,5	35	0,8	40	28200	MABA034400*I#
4,5	18	33	32	27,5	0,8	50	35300	MABA034450*H#
4,5	17	28	42,5	37,5	1	35	24700	MABA034450*J#
4,7	18	33	32	27,5	0,8	50	35300	MABA034470*H#
4,7	17	28	42,5	37,5	1	35	24700	MABA034470*J#
5	18	33	32	27,5	0,8	50	35300	MABA034500*H#
5	17	28	42,5	37,5	1	35	24700	MABA034500*J#
6	17	28	42,5	37,5	1	35	24700	MABA034600*J#
6,5	17	28	42,5	37,5	1	35	24700	MABA034650*J#
8	22	30	42,5	37,5	1	35	24700	MABA034800*J#
10	22	30	42,5	37,5	1	35	24700	MABA035100*J#
12	28	37	42,5	37,5	1	35	24700	MABA035120*J#
15	28	37	42,5	37,5	1	35	24700	MABA035150*J#
18	30	45	42,5	37,5	1	35	24700	MABA035180*J#
20	30	45	42,5	37,5	1	35	24700	MABA035200*J#
22	30	45	42,5	37,5	1	35	24700	MABA035220*J#

⁽¹⁾Change the * symbol with the needed capacitance tolerance code: H=±2.5%, J=±5%, K=±10%, M=±20% and the # symbol with the needed leads execution (S, L, M or C) - ⁽²⁾ also available with size 14x24,5x38,3mm



MAB - (Updated approval references)

Metallized polypropylene film capacitor

MKP - AC - Motor run - Switching



MABA04 article table

160V 50±60Hz, +85°C, continuous service, class A (30000 h)

200V 50±60Hz, +85°C, continuous service, class C (3000 h)

370Vdc; Upk= 470Vdc

Construction only UL810 (file E192977) and CSA22.2 N.190 approved execution available upon request

Cap. µF	Dimension in mm					du/dt V/µs	Ko V ² /µs	ICEL Code ⁽¹⁾
	B	H	L	P	d			
1	7	16	26,5	22,5	0,8	50	22500	MABA044100*G#
1,2	8,5	17	26,5	22,5	0,8	50	22500	MABA044120*G#
1,5	8,5	17	26,5	22,5	0,8	50	22500	MABA044150*G#
1,8	10	18,5	26,5	22,5	0,8	50	22500	MABA044150*G#
1,8	9	17	32	27,5	0,8	40	18000	MABA044180*H#
2	11	20	26,5	22,5	0,8	50	22500	MABA044200*G#
2	9	17	32	27,5	0,8	40	18000	MABA044200*H#
2,2	11	20	26,5	22,5	0,8	50	22500	MABA044220*G#
2,2	11	20	32	27,5	0,8	40	18000	MABA044220*H#
2,5	13	22	26,5	22,5	0,8	50	22500	MABA044250*G#
2,5	11	20	32	27,5	0,8	40	18000	MABA044250*H#
2,7	13	22	26,5	22,5	0,8	50	22500	MABA044270*G#
2,7	11	20	32	27,5	0,8	40	18000	MABA044270*H#
3	13	22	32	27,5	0,8	40	18000	MABA044300*H#
3,3	13	22	32	27,5	0,8	40	18000	MABA044330*H#
3,5	13	22	32	27,5	0,8	40	18000	MABA044350*H#
4	13	22	32	27,5	0,8	40	18000	MABA044400*H#
4,5	15	24,5	32	27,5	0,8	40	18000	MABA044450*H#
4,7	14	28	32	27,5	0,8	40	18000	MABA044470*H#
5	14	28	32	27,5	0,8	40	18000	MABA044500*H#
6	18	33	32	27,5	0,8	40	18000	MABA044600*H#
6(2)	15	26	39,5	35	0,8	30	13500	MABA044600*I#
6,8	18	33	32	27,5	0,8	40	18000	MABA044680*H#
6,8	15	26	39,5	35	0,8	30	13500	MABA044680*I#
6,8	17	28	42,5	37,5	0,8	25	11300	MABA044680*J#
7	18	33	32	27,5	0,8	40	18000	MABA044700*H#
7	15	26	39,5	35	0,8	30	13500	MABA044700*I#
7	17	28	42,5	37,5	0,8	25	11300	MABA044700*J#
8	18	33	32	27,5	0,8	40	18000	MABA044800*H#
8	17	28	42,5	37,5	1	25	11300	MABA044800*J#
10	17	28	42,5	37,5	1	25	11300	MABA045100*J#
12	22	30	42,5	37,5	1	25	11300	MABA045120*J#
15	22	30	42,5	37,5	1	25	11300	MABA045150*J#
18	28	37	42,5	37,5	1	25	11300	MABA045180*J#
20	28	37	42,5	37,5	1	25	11300	MABA045200*J#
22	28	37	42,5	37,5	1	25	11300	MABA045220*J#
25	28	37	42,5	37,5	1	25	11300	MABA045250*J#
27	30	45	42,5	37,5	1	25	11300	MABA045270*J#
30	30	45	42,5	37,5	1	25	11300	MABA045300*J#
33	30	45	42,5	37,5	1	25	11300	MABA045330*J#

⁽¹⁾Change the * symbol with the needed capacitance tolerance code: H=±2.5%, J=±5%, K=±10%, M=±20% and the # symbol with the needed leads execution (S, L, M or C) - ⁽²⁾ also available with size 14x24,5x38,3mm

Warning: this specification must be completed with the data given in the "General technical information" chapter