

SURFACE-MOUNT FUSES

High-Current-Rated Chip Fuses

The monolithic multilayer design of the Littelfuse high-current-rated chip fuses helps to provide some of the highest current ratings available in the 1206 size and enhances high-temperature performance in a wide range of circuit protection designs. The devices' small size, high reliability and strong arc suppression characteristics make them suitable for overcurrent protection of power supplies, servers, communications equipment, voltage regulator modules, and other high current, small size applications.



BENEFITS

- Glass ceramic monolithic structure provides stability in application cycling
- High-current rating in a small package allows more efficient use in system space
- Strong arc suppression in overcurrent conditions

FEATURES

- Lead-free materials and RoHS compliant
- Halogen free
(refers to: Br \leq 900ppm, Cl \leq 900ppm, Br+Cl \leq 1500ppm)
- Monolithic multilayer design
- High-temperature performance
- -55°C to +150°C operating temperature range

APPLICATIONS

- Communications equipment
- Voltage regulator modules
- Power supplies
- Servers

Surface Mount Fuses

Pulse Tolerant Chip Fuses

Table FH1 – ClearTime Characteristics

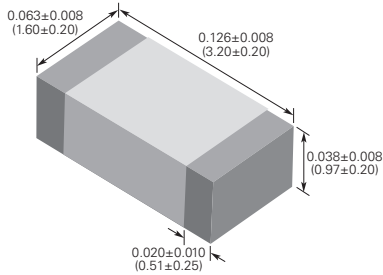
1206SFH Series

% of Rated Current	Clear Time at 25°C
100%	4 hrs (min)
250% (10-20A)	5 s (max)
350% (25-30A)	5 s (max)

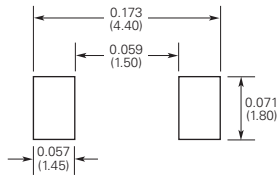
Table FH2 – Typical Electrical Characteristics, Dimensions and Recommended Pad Layout

1206 (3216mm) High-Current-Rated Chip Fuses

Shape and Dimensions
in (mm)



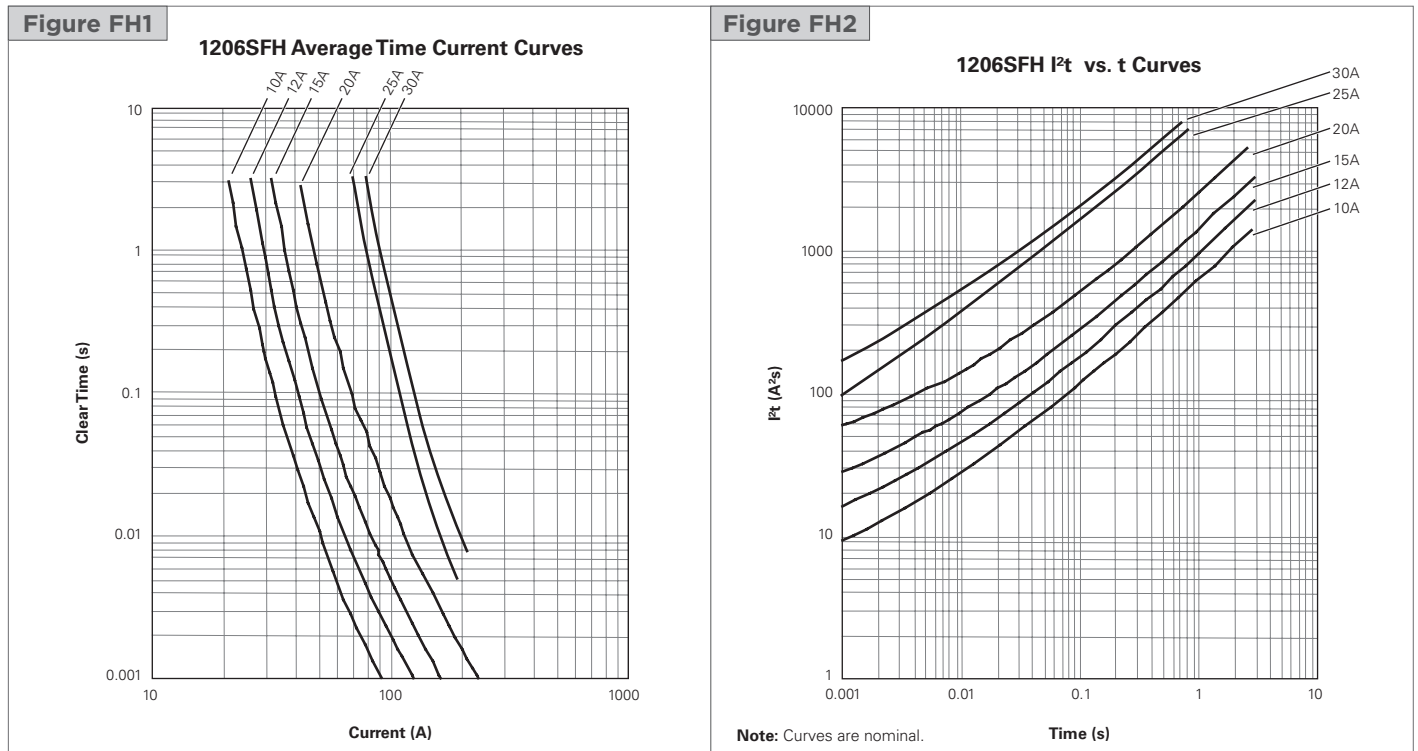
Recommended Pad Layout
in (mm)



Part Number	Typical Electrical Characteristics			Max Interrupt Ratings	
	Rated Current (A)	Nominal Cold DCR (Ω)*	Nominal I ² t (A ² sec) [†]	Voltage (V _{DC})	Current (A)
1206SFH100F/24	10	0.010	9	24	100
1206SFH120F/24	12	0.008	14	24	100
1206SFH150F/24	15	0.005	26	24	100
1206SFH200F/24	20	0.003	56	24	100
1206SFH250F/24	25	0.0016	187	24	250
1206SFH300F/24	30	0.0012	270	24	300

* Measured at ≤10% of rated current and 25°C ambient temperature.
† Melting I²t at 0.001 sec clear time.

Figures FH1-FH2 – Family Performance Curves



Surface Mount Fuses

Pulse Tolerant Chip Fuses

Notice:

Littelfuse products are not designed for, and shall not be used for, any purpose (including, without limitation, automotive, military, aerospace, medical, life-saving, life-sustaining or nuclear facility applications, devices intended for surgical implant into the body, or any other application in which the failure or lack of desired operation of the product may result in personal injury, death, or property damage) other than those expressly set forth in applicable Littelfuse product documentation. Warranties granted by Littelfuse shall be deemed void for products used for any purpose not expressly set forth in applicable Littelfuse documentation. Littelfuse shall not be liable for any claims or damages arising out of products used in applications not expressly intended by Littelfuse as set forth in applicable Littelfuse documentation. The sale and use of Littelfuse products is subject to Littelfuse Terms and Conditions of Sale, unless otherwise agreed by Littelfuse.