

RoHS  
Compliant



## Specifications:

### Electrical Characteristics:

Rated Current	1 In Min.	2 In Max.	3 In Max.
0.2A to 5A	4 Hour	5 Second	0.2 Second

Environmental Temperature at 25°C

### Interrupting Ratings:

0.2A to 1A : 50A at 32V DC  
1.25A to 5A : 35A at 32V DC

### Environmental Specifications:

#### Operating Temperature:

-55°C to +125°C

#### Thermal Shock:

MIL-STD-202G, Method 213, Condition 1 (100G's peak for 6 milliseconds)

#### Vibration:

MIL-STD-202G, Method 204, Test Condition C

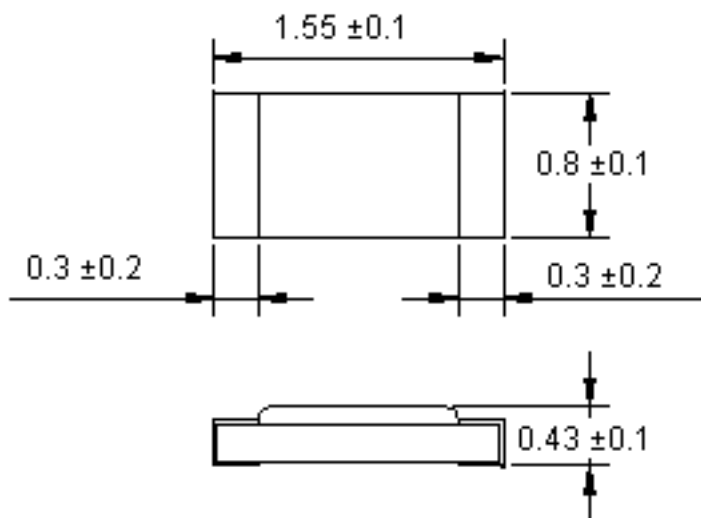
#### Moisture Resistance:

MIL-STD-202G, Method 106, 10 day cycle

### Materials:

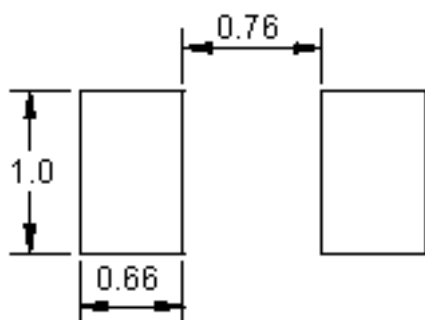
Construction Body Material : Ceramic  
Termination Material : Copper (Cu), Nickel (Ni), Tin (Sn)  
Fuse Element : Copper (Cu), Tin (Sn)

## Dimensions

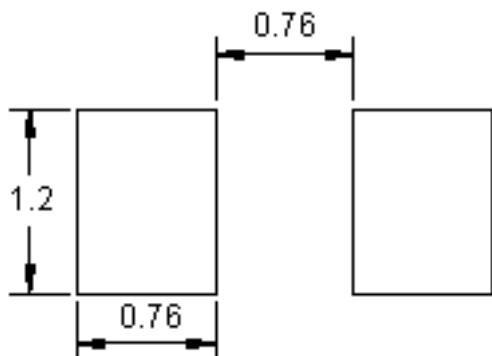


Dimensions : Millimetres

## Recommended Land Pattern



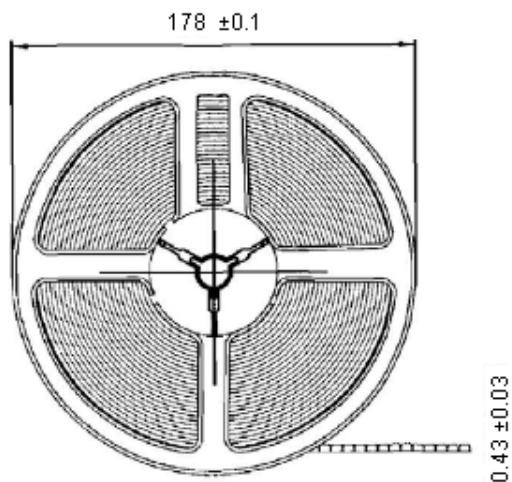
Reflow Solder



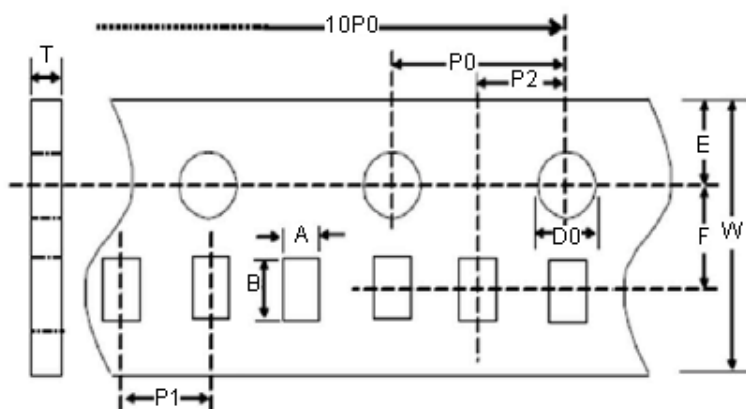
Waver Solder

Dimensions : Millimetres

## Tape and Reel Specifications:



Dimensions : Millimetres



Dimensions : Millimetres

Item	A	B	W	E	F	P0	P1	P2	D0	T	10P0
Criterion	1.08 0.02 -0.03	1.88 0.02 -0.03	8 0.1 -0.1	1.75 0.05 -0.05	3.5 0.05 -0.05	4 0.05 -0.05	4 0.05 -0.05	2 0.05 -0.05	1.55 0.05 -0.05	0.6 0.03 -0.03	40 0.1 -0.1
Max.	1.1	1.9	8.1	1.8	3.55	4.05	4.05	2.05	1.6	0.63	40.1
Min.	1.05	1.85	7.9	1.7	3.45	3.95	3.95	1.95	1.5	0.57	39.9

Tape and Reel Quantity : 5,000 pcs/reel.

## Part Number Table

Description	Marking	Ampere Rating (In)	Voltage Rating (V)	Nominal Resistance Cold ( $\Omega$ )	Nominal Melting $I^2t$ A <sup>2</sup> Second	Part Number
Fuse, SMD, 0603, 0.2A	C	200mA	32V	2.8	0.001	MC06CF.200
Fuse, SMD, 0603, 0.25A	D	250mA		1.5	0.003	MC06CF.250
Fuse, SMD, 0603, 0.375A	E	375mA		0.9	0.005	MC06CF.375
Fuse, SMD, 0603, 0.5A	F	500mA		0.46	0.008	MC06CF.500
Fuse, SMD, 0603, 0.75A	G	750mA		0.2	0.011	MC06CF 750
Fuse, SMD, 0603, 0.2A	C	200mA	32V	2.8	0.001	MC06CF.200
Fuse, SMD, 0603, 0.25A	D	250mA		1.5	0.003	MC06CF.250
Fuse, SMD, 0603, 0.375A	E	375mA		0.9	0.005	MC06CF.375
Fuse, SMD, 0603, 0.5A	F	500mA		0.46	0.008	MC06CF.500
Fuse, SMD, 0603, 0.75A	G	750mA		0.2	0.011	MC06CF 750
Fuse, SMD, 0603, 1A	H	1A	32V	0.1	0.015	MC06CF 001
Fuse, SMD, 0603, 1.25A	J	1.25A		0.08	0.021	MC06CF 1.25
Fuse, SMD, 0603, 1.5A	K	1.5A		0.055	0.033	MC06CF 1.50
Fuse, SMD, 0603, 1.75A	L	1.75A		0.038	0.043	MC06CF 1.75
Fuse, SMD, 0603, 2A	N	2A		0.032	0.056	MC06CF 002
Fuse, SMD, 0603, 2.5A	O	2.5A		0.028	0.102	MC06CF 2.50
Fuse, SMD, 0603, 3A	P	3A		0.02	0.158	MC06CF 003
Fuse, SMD, 0603, 3.5A	R	3.5A		0.017	0.205	MC06CF 3.50
Fuse, SMD, 0603, 4A	S	4A		0.014	0.335	MC06CF 004
Fuse, SMD, 0603, 5A	T	5A		0.01	0.569	MC06CF 005

**Important Notice** : This data sheet and its contents (the "Information") belong to the members of the Premier Farnell group of companies (the "Group") or are licensed to it. No licence is granted for the use of it other than for information purposes in connection with the products to which it relates. No licence of any intellectual property rights is granted. The Information is subject to change without notice and replaces all data sheets previously supplied. The Information supplied is believed to be accurate but the Group assumes no responsibility for its accuracy or completeness, any error in or omission from it or for any use made of it. Users of this data sheet should check for themselves the Information and the suitability of the products for their purpose and not make any assumptions based on information included or omitted. Liability for loss or damage resulting from any reliance on the Information or use of it (including liability resulting from negligence or where the Group was aware of the possibility of such loss or damage arising) is excluded. This will not operate to limit or restrict the Group's liability for death or personal injury resulting from its negligence. Multicomp is the registered trademark of the Group. © Premier Farnell plc 2012.