

## Features

- Miniature Thermal Cutoff (TCO) device
- Smallest body size in product family
- Overtemperature and overcurrent protection for lithium polymer and prismatic cells
- Controls abnormal, excessive current virtually instantaneously, up to rated limits
- Wide range of temperature options
- High corrosion resistance withstand

## Applications

- Battery cell protection for:
- Notebook PCs
  - Tablet PCs
  - Smart phones

## CB Series Breaker (Thermal Cutoff Device)

### Ratings

Specification	A-TYPE			
	CB72ABB, CB72A1B	CB77ABB, CB77A1B	CB82ABB, CB82A1B	CB85ABB, CB85A1B
Trip Temperature	72 °C ± 5 °C	77 °C ± 5 °C	82 °C ± 5 °C	85 °C ± 5 °C
Reset Temperature	40 °C min.			
Maximum Breaking Current	DC5 V / 50 A, 100 cycles			
Maximum Voltage	DC28 V / 25 A, 100 cycles			
Minimum Holding Voltage	3 V @ 25 °C for 1 minute			
Maximum Leakage Current	200 mA max. @ 25 °C			
Resistance	5 mΩ max. / 2.2 mΩ typ.			

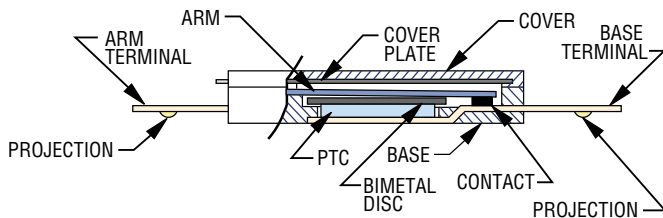
Mini-breaker TCOs reset when the following conditions are met:

- The ambient temperature has dropped by 10 °C below the minimum trip temperature; and
- Power to the TCO has been cycled (off/on)

### Agency Recognition

Description	
UL, cUL	File No. <a href="#">E215638</a> (UL60730)
TUV	(Pending)

### Product Structure



AVAILABLE WITH AND WITHOUT PROJECTIONS.

### How to Order

**CB 77 A B B**

Series Designator \_\_\_\_\_

Trip Temperature (±5 °C) \_\_\_\_\_

- 72
- 77
- 82
- 85

Arm Material \_\_\_\_\_

A = Cu Alloy, High Current Type

Terminal Type \_\_\_\_\_

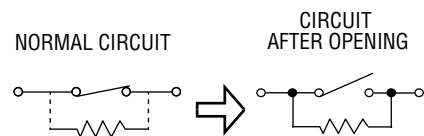
1 = With Projection

B = Without Projection

Body Color \_\_\_\_\_

B = Black

### Circuit Diagram



**WARNING Cancer and Reproductive Harm - [www.P65Warnings.ca.gov](http://www.P65Warnings.ca.gov)**

\* RoHS Directive 2015/863, Mar 31, 2015 and Annex.

\*\* Bourns considers a product to be "halogen free" if (a) the Bromine (Br) content is 900 ppm or less; (b) the Chlorine (Cl) content is 900 ppm or less; and (c) the total Bromine (Br) and Chlorine (Cl) content is 1500 ppm or less.

Specifications are subject to change without notice.

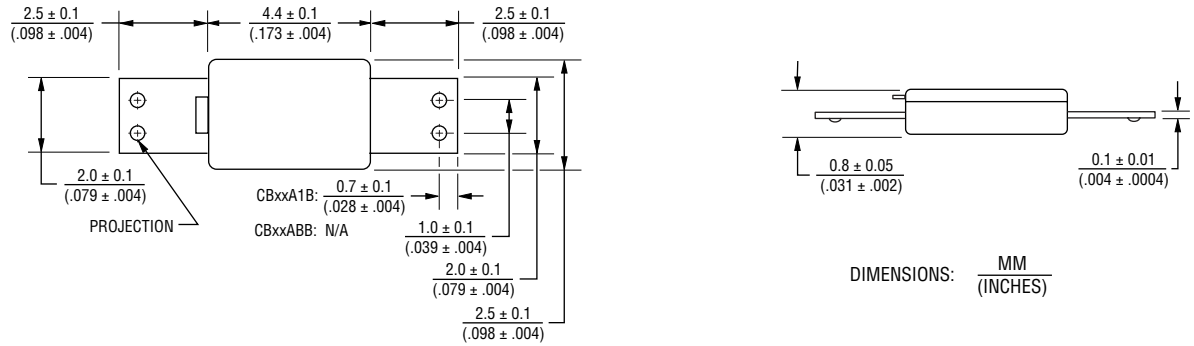
Users should verify actual device performance in their specific applications.

The products described herein and this document are subject to specific legal disclaimers as set forth on the last page of this document, and at [www.bourns.com/docs/legal/disclaimer.pdf](http://www.bourns.com/docs/legal/disclaimer.pdf).

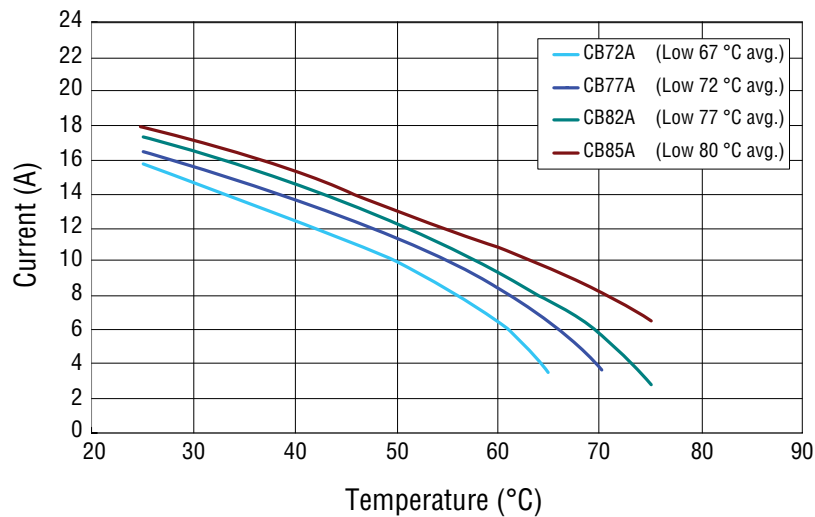
# CB Series Breaker (Thermal Cutoff Device)

**BOURNS®**

## Product Dimensions



## Typical Performance - Current vs. Temperature Curves



The above curves were derived from placing test samples in an oven at 25 °C, 40 °C, 60 °C and so on, increasing current flow through the sample at a rate of 0.1 A/minute and recording the current value when the sample trips.

Specifications are subject to change without notice.

Users should verify actual device performance in their specific applications.

The products described herein and this document are subject to specific legal disclaimers as set forth on the last page of this document, and at [www.bourns.com/docs/legal/disclaimer.pdf](http://www.bourns.com/docs/legal/disclaimer.pdf).