


# 5 x 20mm Time-Delay, Leaded Ceramic Tube Fuses

## S505SC Series



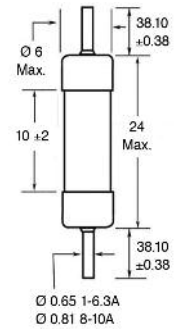
5 x 20mm fuse with axial leads

### Description

- Time-delay, high breaking capacity
- Halogen free, lead free, RoHS compliant
- Nickel-plated brass endcap construction
- 5 x 20mm physical size
- Designed to IEC 60127-2

### Dimensions - mm

- With TR2 packaging code, leadwire length is 19.05mm



### Agency Information

- UL Recognized Card: File Guide JDYX2, File E19180, JDYX8, File E19180
- SEMKO: File 1219335
- VDE: File 40024252, 40037710 (1-8A)
- BSI: File KM55676
- IMQ: File CA03.00529
- PES+JET: File JET 1641-31003-1010, JET 1641-31003-2002
- CQC: 12012079823
- KC-Mark: File SU05011-12003, SU05011-12004, SU05011-12005A
- TUV: J50233218

### Ordering

- Specify packaging code (insert packaging code prefix before part number) e.g., BK/ (or TR2/ or TR3/) S505SC-1-R

### Electrical Characteristics

Amps	1.5I <sub>n</sub>	2.1I <sub>n</sub>	2.75I <sub>n</sub>		4I <sub>n</sub>		10I <sub>n</sub>	
	Min min.	Max min.	Min ms	Max s	Min ms	Max s	Min ms	Max ms
1A-3.15A	60	30	750	80	95	5	10	150
4A-6.3A	60	30	750	80	150	5	10	150
8A-10A	30	30	750	80	150	5	10	150

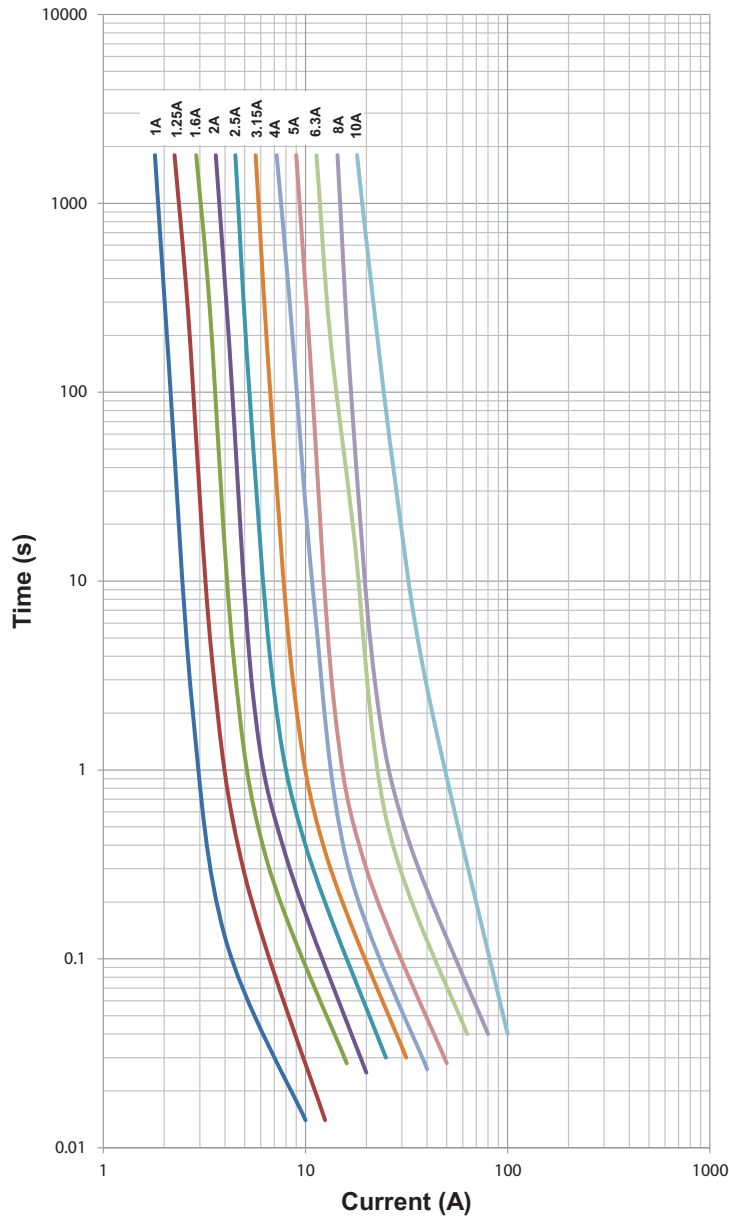
### Specifications

Product Code	Voltage Rating AC	Interrupting Rating at Rated Voltage (50Hz) AC <sup>1</sup>	Typical DC Cold Resistance (Ω) <sup>2</sup>	Typical Pre-arching I <sup>2</sup> t (A <sup>2</sup> s)AC <sup>3</sup>	Typical Voltage Drop (mV) <sup>4</sup>	Agency Information								
						IMQ	VDE	SEMKO	cURus	CQC	PSE/JET	KC	BSI	TUV
S5050SC-1-R	250	1500	0.169	1.38	180	X	X	X	X	X	X	X	X	X
S5050SC-1.25-R	250	1500	0.108	2.14	151	X	X	X	X	X	X	X	X	X
S5050SC-1.6-R	250	1500	0.070	7.35	130	X	X	X	X	X	X	X	X	X
S5050SC-2-R	250	1500	0.055	9.83	123.5	X	X	X	X	X	X	X	X	X
S5050SC-2.5-R	250	1500	0.040	19.9	119	X	X	X	X	X	X	X	X	X
S5050SC-3.15-R	250	1500	0.031	40.4	110	X	X	X	X	X	X	X	X	X
S5050SC-4-R	250	1500	0.018	41 <sup>x</sup>	89.8	X	X	X	X	X	X	X	X	X
S5050SC-5-R	250	1500	0.013	71.2 <sup>x</sup>	88	X	X	X	X	X	X	X	X	X
S5050SC-6.3-R	250	1500	0.010	152 <sup>x</sup>	72.5	X	X	X	X	X	X	X	X	X
S5050SC-8-R	250	1500	0.007	237	82.5	X	X	X	X	X	X	X	X	X
S5050SC-10-R	250	1500	0.005	353	70	X	X	X	X	X	X	X	X	X

1. Interrupting ratings: 1A to 10A were measured at 70% to 80% PF on AC.  
 2. Typical DC Cold Resistance (measured at <10% of rated current).

3. Typical Pre-Arching I<sup>2</sup>t (measured at listed interrupting rating and rated voltage if not specified); With "X" specified, the typical I<sup>2</sup>t value is measured at 10 times of rated current under DC.  
 4. Typical Voltage Drop (Voltage Drop was measured at 20°C ambient temperature at rated current).

### Time-Current Curves



#### Packaging Code

Packaging Code Prefix	Description
BK/	20 fuses in a carrier, 5 carriers in a box (100 fuses per box)
TR2/	1500 fuses packed on tape and reel (52mm length in tape)
TR3/	1500 fuses packed on tape and reel (54mm length in tape)

The only controlled copy of this Data Sheet is the electronic read-only version located on the Bussmann Network Drive. All other copies of this document are by definition uncontrolled. This bulletin is intended to clearly present comprehensive product data and provide technical information that will help the end user with design applications. Bussmann reserves the right, without notice, to change design or construction of any products and to discontinue or limit distribution of any products. Bussmann also reserves the right to change or update, without notice, any technical information contained in this bulletin. Once a product has been selected, it should be tested by the user in all possible applications.

Life Support Policy: Bussmann does not authorize the use of any of its products for use in life support devices or systems without the express written approval of an officer of the Company. Life support systems are devices which support or sustain life, and whose failure to perform, when properly used in accordance with instructions for use provided in the labeling, can be reasonably expected to result in significant injury to the user.