
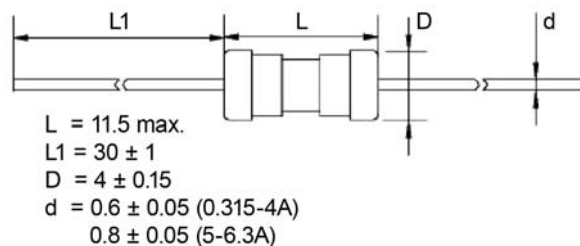


3.6x10mm Axial-leaded, Time-Delay, Ceramic Tube Fuses C310T Series



Dimensions - mm
Drawing Not to Scale



Description

- Time-delay
- Axial leaded
- 3.6x10mm physical size
- Ceramic tube, nickel-plated brass cap construction
- Tinned copper axial leads
- Designed to IEC60127-3, Sheet 4
- RoHS complaint (-R suffix code), lead-free and halogen free

Electrical Characteristics										
Amp Rating	1.5I _n		2.1I _n		2.75I _n		4I _n		10I _n	
	Min	Max	Min	Max	Min	Max	Min	Max	Min	Max
315mA ~ 6.3A	1hour	120sec	400ms	10sec	150ms	3sec	20ms	150ms		

Agency Information

- **cRU** Guide JDXY2/JDXY8, File E19180
- VDE Approval: Certificate Nos. 40030092, 40024327
- CQC Approval: File CQC10012042452, CQC08012023887
- TUV Approval: Certificate No. R50179879001
- KTL Approval: Nos. SU05030-10001, SU05030-10002, SU05001-10002, SU05001-10001

Ordering

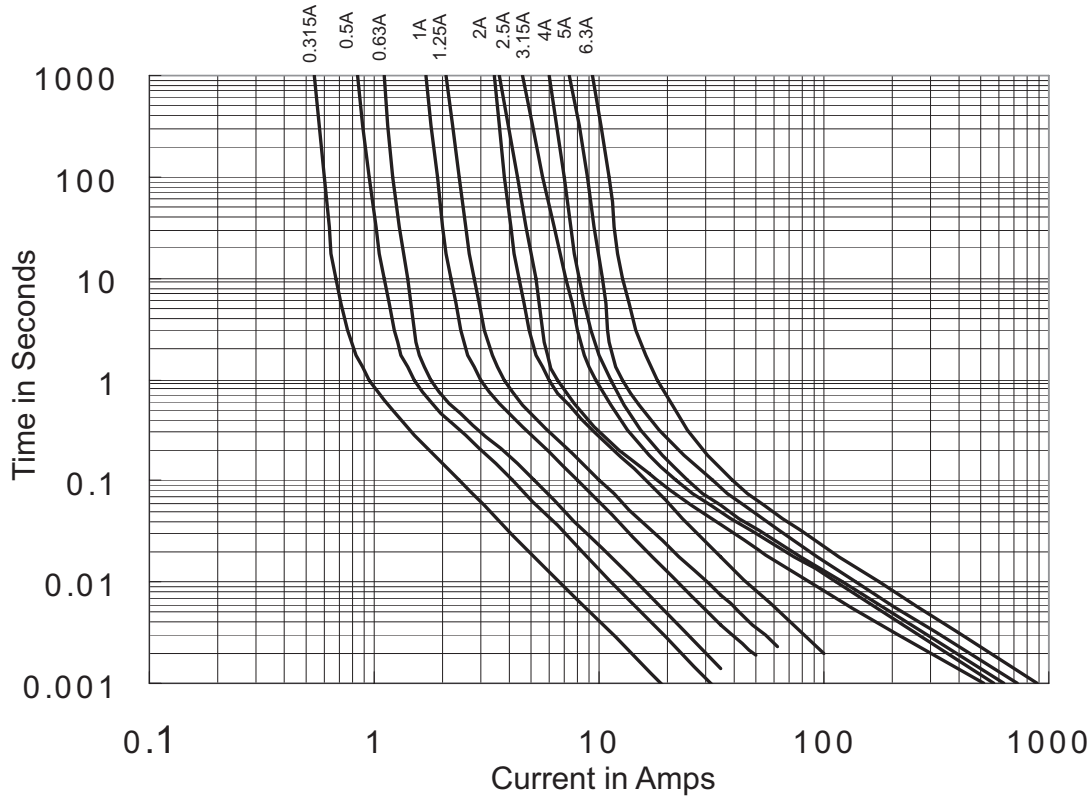
Specify packaging, product, and option code (e.g., C310T-1-R-TR1)

Specifications										
Catalog Number	Voltage Rating Vac	Interrupting Rating 250Vac (Amps)	Typical Cold Resistance (mΩ)*	Typical Melt I ² t	Typical Voltage Drop (mV)	Agency Approvals				
						VDE	cURus	CQC	TUV	KTL
C310T-315-R	250	35	442.80	0.936	220		X			
C310T-500-R	250	35	249.80	0.8	190	X	X	X		X
C310T-630-R	250	35	173.80	2.73	180		X			
C310T-1-R	250	35	75.90	6.7	140	X	X	X		X
C310T-1.25-R	250	35	59.50	12.54	130		X			
C310T-2-R	250	35	30.00	27.2	100	X	X	X		X
C310T-2.5-R	250	35	20.35	21.80	100	X	X	X		X
C310T-3.15-R	250	35	14.68	36.40	100	X	X	X		X
C310T-4-R	250	40	10.75	57.50	100		X	X**	X	X**
C310T-5-R	250	50	8.06	85.00	100		X	X**	X	X**
C310T-6.3-R	250	63	6.54	163.60	100		X	X**	X	X**

* DC Cold resistance measured at <10% of rated current.

** Agency approval pending.

Time-Current Curves



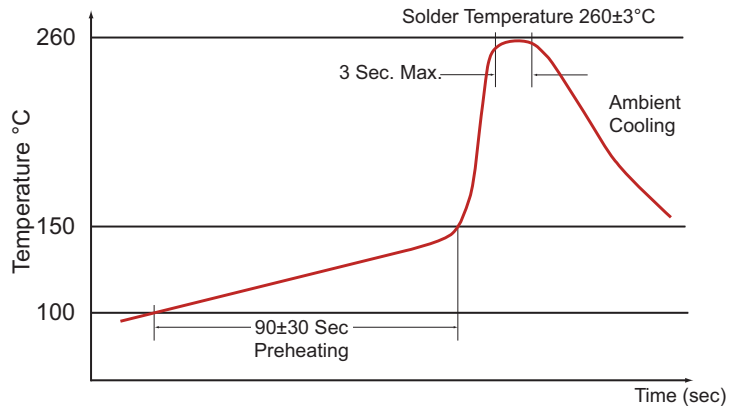
Soldering Information

Wave Solder: Recommended reservoir temperature of 260°C and 3 seconds maximum.

Manual Solder*: Generally 4-5 seconds at 350°C.

Reflow Solder: Not recommended.

*Soldering iron.



Wave Solder Profile

Packaging Code

Packaging Code Suffix	Description
-TR1	1500 Fuses on a reel and five (5) reels in one (1) carton

The only controlled copy of this Data Sheet is the electronic read-only version located on the Cooper Bussmann Network Drive. All other copies of this document are by definition uncontrolled. This bulletin is intended to clearly present comprehensive product data and provide technical information that will help the end user with design applications. Cooper Bussmann reserves the right, without notice, to change design or construction of any products and to discontinue or limit distribution of any products. Cooper Bussmann also reserves the right to change or update, without notice, any technical information contained in this bulletin. Once a product has been selected, it should be tested by the user in all possible applications.

Life Support Policy: Cooper Bussmann does not authorize the use of any of its products for use in life support devices or systems without the express written approval of an officer of the Company. Life support systems are devices which support or sustain life, and whose failure to perform, when properly used in accordance with instructions for use provided in the labeling, can be reasonably expected to result in significant injury to the user.