

IL PB BK DP/V1


Order No.: 2718688

The illustration shows the version IL PB BK DP/V1-PAC



<http://eshop.phoenixcontact.de/phoenix/treeViewClick.do?UID=2718688>

PROFIBUS bus coupler, Standard-PROFIBUS-DP and its extension, DP/V1, 24 V DC, without accessories

Commercial data	
GTIN (EAN)	 4 017918 904616
sales group	K410
Pack	1 pcs.
Customs tariff	85389091
Catalog page information	Page 194 (AX-2005)

Product notes

WEEE/RoHS-compliant since:
06/23/2008



<http://www.download.phoenixcontact.com>
Please note that the data given here has been taken from the online catalog. For comprehensive information and data, please refer to the user documentation. The General Terms and Conditions of Use apply to Internet downloads.

Technical data

Interface	
Fieldbus system	Lokalbus
Name	Inline local bus
Type of connection	Inline data jumper
Transmission speed	500 kBaud

Fieldbus system	PROFIBUS-DP
Name	PROFIBUS DP
Type of connection	D-SUB-9 female connector
Transmission speed	9,6 kBit/s bis 12 MBit/s
Number of positions	9
Name	Supply
Type of connection	8-pos. Inline connector

Power supply for module electronics

Supply voltage	24 V DC (via Inline connector)
Supply voltage range	19.2 V DC ... 30 V DC (including ripple)
Current consumption	max. 1.25 A (with max. number of connected I/O terminal blocks)

General data

Width	85 mm
Height	119.8 mm
Depth	71.5 mm
Mounting type	DIN rail
Ambient temperature (operation)	0 °C ... 55 °C
Permissible humidity (operation)	85 % (no condensation)
Permissible humidity (storage/transport)	85 % (no condensation)
Air pressure (operation)	80 kPa ... 106 kPa (up to 3000 m above sea level)
Air pressure (storage/transport)	70 kPa ... 106 kPa (up to 3000 m above sea level)
Degree of protection	IP20
Test section	RS-485 interface / supply voltage 500 V RS-485 interface / local bus 500 V
Mechanical tests	Vibration resistance in acc. with IEC 60068-2-6 5g Shock test in acc. with IEC 60068-2-27 Operation: 25 g, 11 ms duration, semi-sinusoidal shock impulse

Inline potential routing

Communications power U_L	7.5 V DC $\pm 5\%$
Power supply at U_L	max. 2 A DC (observe derating)
Main circuit supply U_M	24 V DC -15% / +20% (in acc. with EN 61131-2)
Power supply at U_M	max. 8 A DC (Sum of $U_M + U_S$)
Segment supply voltage U_S	24 V DC -15% / +20% (in acc. with EN 61131-2)
Power supply at U_S	max. 8 A

I/O supply voltage U _{ANA}	24 V DC -15% / +20%
Power supply at U _{ANA}	max. 0.5 A DC (observe derating)

Certificates / Approvals



Certification: CUL Listed, GOST, UL Listed
 Certification Ex: CUL-EX LIS, UL-EX LIS

Accessories

Item	Designation	Description
Assembly		
3022218	CLIPFIX 35	Snap-on end bracket, for 35 mm NS 35/7.5 or NS 35/15 DIN rail, can be fitted with Zack strip ZB 8 and ZB 8/27, terminal strip marker KLM 2 and KLM, width: 9.5 mm, color: gray

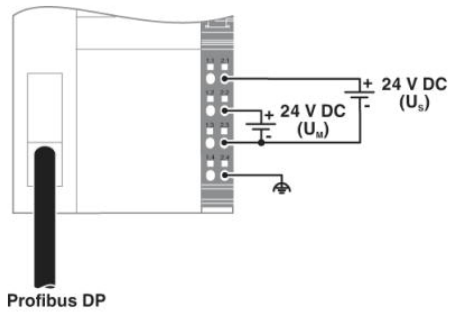
General		
2744403	SUBCON-PLUS-PROFIB/PG	D-SUB connector, 9-pos., male connector, cable entry < 35°, bus system: PROFIBUS DP up to 12 Mbps with Pg D-SUB female connector for connecting a programming device, termination resistor can be switched on via slide switch, pin assignment: 3, 5, 6, 8; spring-cage connection terminal blocks

Marking		
0809492	ESL 62X10	Insert strip for laser printer, lettering field: 62 x 10 mm
2727501	IB IL FIELD 2	Labeling field, width: 12.2 mm

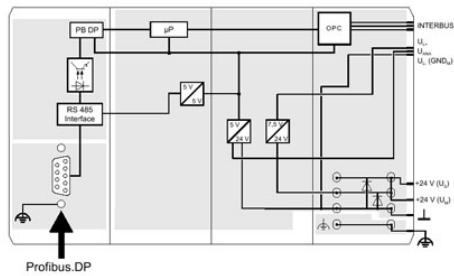
Plug/Adapter		
2727637	IB IL SCN-PWR IN-CP	Connector, colored, for Inline power and segment terminal blocks
2744348	SUBCON-PLUS-PROFIB	D-SUB connector, 9-pos., male connector, two cable entries < 35°, bus system: PROFIBUS DP up to 12 Mbps, termination resistor can be switched on via slide switch, pin assignment: 3, 5, 6, 8; spring-cage connection terminal blocks

Diagrams/Drawings

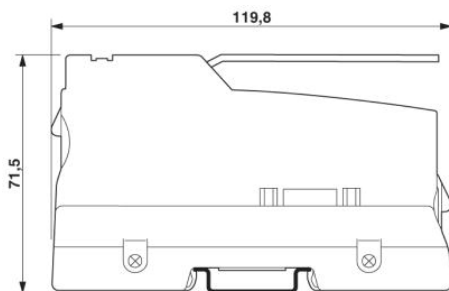
Connection diagram



Block diagram



Dimensioned drawing



Address

PHOENIX CONTACT Inc., USA
586 Fulling Mill Road
Middletown, PA 17057, USA
Phone (800) 888-7388
Fax (717) 944-1625
<http://www.phoenixcon.com>



© 2011 Phoenix Contact
Technical modifications reserved;