


(Standard detection type)



(Long distance detection type)



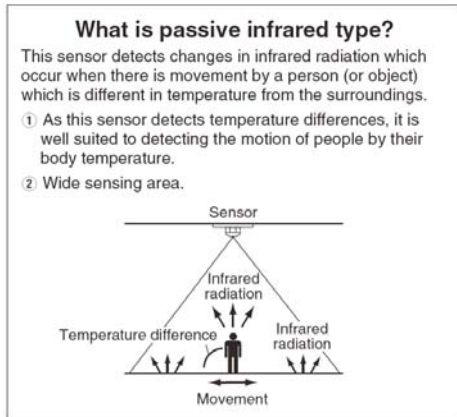
**APPLICATIONS**

**Security Equipment:**

- Wireless security sensors, and cameras.

**Wireless Devices / Mobile Equipment:**

- Wireless occupancy sensors (powered by PV cells or battery)
- PC and smart phone



Compliance with RoHS Directive

**1. 1 $\mu$ A low current consumption with Panasonic's proprietary design**

Development of a specialized circuit allows the reduction of current consumption to 1  $\mu$ A (during sleep mode). When motion is detected, the sensor will shift to "standby" mode.

Reduction of current consumption allows battery life to be extended for battery driven products, including wireless based and low power consumption devices. (Product lineup includes 1  $\mu$ A, 2  $\mu$ A, and 6  $\mu$ A sensors.)

**2. Simplified circuitry with fully integrated sensor design**

Panasonic's proprietary high-density embedded circuit design eliminates external sensing circuits. Advantages include reduced development and design schedules.

**3. Lead-free pyroelectric elements**

PaPIRs sensing elements contain lithium tantalate and are lead-free. Typical PIR sensing elements are ferroelectric ceramic (PZT) containing lead.

**4. Low curvature lens for product designs**

Panasonic's lens formation technology achieves a semi-flat lens with a smooth surface and minimum protrusion from the device (lens diameter:  $\phi$ 9.5mm).

In addition to white and black lens options, pearl white is offered for design aesthetics.

(※Refer to "Dimensions" on page 5)

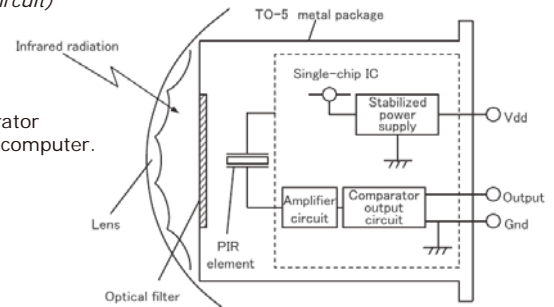
**5. Robust design prevents false detection**

PaPIRs sensing circuits are enclosed in a metallic can to minimize adverse effects of external electromagnetic fields. Examples include radiated noise caused by cellular phones.

A high S/N ratio minimizes sensitivity to false tripping when operated under various environmental conditions.

**Block Diagram (Digital output circuit)**

Built-in amplifier and comparator connected directly to a microcomputer.



**ORDERING INFORMATION**

EKMB

Output: 1: Digital

Current Consumption: 1: 1  $\mu$ A, 2: 2  $\mu$ A, 3: 6  $\mu$ A

Detection Performance: 01: Standard detection type  
03: Long distance detection type

Lens Color:  
1: White 2: Black 3: Pearl White

Lens Material: 1: Polyethylene

Mounting: 1: TO-5

**PRODUCT TYPES**

Detection Performance	Current Consumption	Lens Color	Model No.	Inner Package	Outer Package
Standard detection type	1 $\mu$ A	White	EKMB1101111	50pcs	1000pcs
		Black	EKMB1101112		
		Pearl White	EKMB1101113		
	2 $\mu$ A	White	EKMB1201111		
		Black	EKMB1201112		
		Pearl White	EKMB1201113		
	6 $\mu$ A	White	EKMB1301111K		
		Black	EKMB1301112K		
		Pearl White	EKMB1301113K		
Long Distance detection type	1 $\mu$ A	White	EKMB1103111	50pcs	1000pcs
		Black	EKMB1103112		
		Pearl White	EKMB1103113		
	2 $\mu$ A	White	EKMB1203111		
		Black	EKMB1203112		
		Pearl White	EKMB1203113		
	6 $\mu$ A	White	EKMB1303111K		
		Black	EKMB1303112K		
		Pearl White	EKMB1303113K		

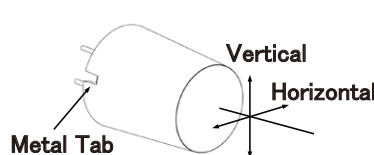
**PERFORMANCE**

**1. Detection Performance** [Conditions for measuring: Ambient temperature : 25°C(77°F) Operating voltage : 3VDC]

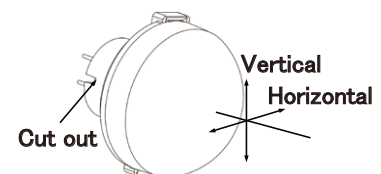
Items		Standard Detection type	Long Distance Detection type	Conditions concerning target
Detection Range *1)		Max. 5m	Max. 12m	1. The temperature difference between the target and the surroundings should be superior to 4°C (7.2°F). 2. Movement speed: 1.0m/s 3. Target concept is human body (Size: 700 × 250mm)
Detection Area	Horizontal *2)	94° ( $\pm$ 47°)	102° ( $\pm$ 51°)	
	Vertical *2)	82° ( $\pm$ 41°)	92° ( $\pm$ 46°)	
	Detection Zone *3)	64 zones	92 zones	

\*1) Depending on the target's speed and temperature difference compared to the surroundings, detection can occur at a range superior to the above value. Please use this sensor according to the specifications for guaranteed performance.

\*2) Definitions for "Horizontal" and "Vertical":



Standard detection type



Long Distance detection type

\*3) Refer to the "detection area" diagram on P.4.