

Shock-Safe Fuseholder, 5 x 20 / 6.3 x 32 mm, Slot



250 VAC · 4 W/10 A (VDE)20 A (UL)

**Description**

- Quick-connect or solder terminals

Standards

- IEC 60127-6
 - UL 4248-1 / UL 512
 - CSA C22.2 no. 39


Approvals

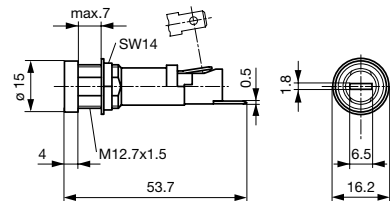
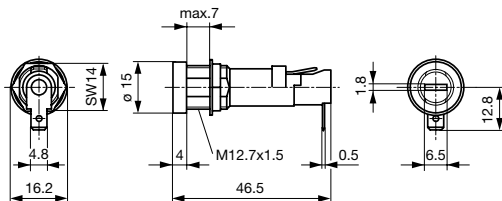
- VDE Certificate Number: 134125
 - UL File Number: E39328
 - CSA File Number: 38456

Weblinks

[pdf-datasheet](#), [html-datasheet](#), [General Product Information](#),
[Approvals](#), [CE declaration of conformity](#), [RoHS](#), [CHINA-RoHS](#), [e-Shop](#),
[SCHURTER-Stock-Check](#), [Distributor-Stock-Check](#), [Accessories](#),
[Detailed request for product](#)

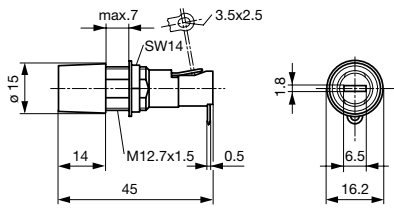
Technical Data

Shocksafe Category	PC2	Soldering Methods	Iron
Fuse-Link	5 x 20 or 6.3 x 32 mm	Solderability	350 °C / 2 sec acc. to IEC 60068-2-20, Test Ta, method 2
Mounting	Panel Mount, Front-Side	Resistance to Soldering Heat	350 °C / 10 sec acc. to IEC 60068-2-20, Test Tb, method 2
Mounting	Fixing Nut	Contact Resistance	< 5 mΩ at 20 mV
Terminal	Solder or Quick-Connect 4.8 x 0.5 mm	Dielectric Strength	> 3 kV > 4 kV between L/N-PE (50 Hz; 1 min)
Rated Voltage	250 VAC	Impulse Withstand Voltage	> 4 kV between L-N > 6 kV between L/N-PE
Rated current	10 A (VDE), 20 A (UL)	Insulation Resistance	> 10 MΩ between L-N > 100 MΩ between L/N-PE (500 VDC; 1 min)
Rated Power Acceptance IEC	4 W / 10 A @ Ta 23 °C Admissible power acceptance at higher ambient temperature see derating curves	Overvoltage Category	I - III acc. to IEC 60664-1
Degree of Protection	IP 40	Pollution Degree	1 - 3 acc. to IEC 60664-1
Protection Class	Suitable for appliances with protection class I or II acc. to IEC 61140	Admissible Torque on Fixing Nut	max 1.2 Nm
Admissible Ambient Air Temp.	-40 °C to 85 °C	Panel Thickness s	max 7 mm
Climatic Category	40/085/21 acc. to IEC 60068-1		
Material: Socket	Thermoplastic, black, UL 94V-0		
Material: Terminals	Tin-Plated Copper Alloy		
Unit Weight (Socket/Cap)	5.5 g / 3.22 g		
Storage Conditions	0 °C to 60 °C, max. 70% r.h.		
Product Marking	 Type, Dielectric strength, Current, Approvals		

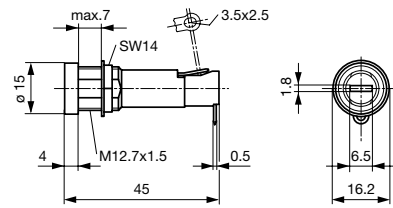
Dimensions


Variants: 0031.1693

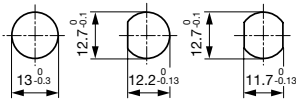
Variant 0031.1694



Variants 0031.1653

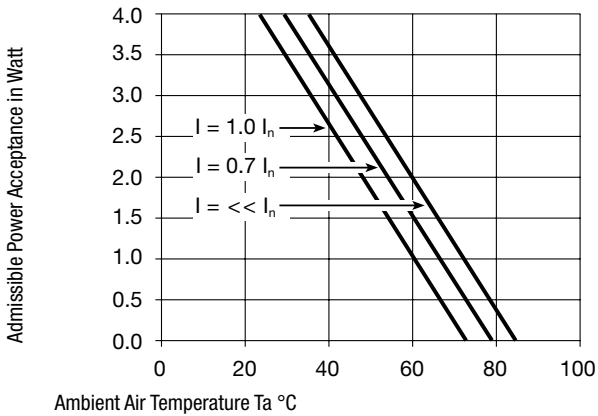


Variant 0031.1673



Mounting holes

Derating Curves



Variants

Holder	Cap	Fuse-Link	Terminal	Position End-Terminal	Degree of Protection	Colour Cap	Remark	Order Number
●	-	5 x 20 or 6.3 x 32mm	Quick-Connect 4.8 x 0.5	90° to Fuse Axis	IP 40	-	-	0031.1693
●	-	5 x 20 or 6.3 x 32mm	Quick-Connect 4.8 x 0.5	Straight to Fuse Axis	IP 40	-	-	0031.1694
●	-	5 x 20 or 6.3 x 32mm	Solder	90° to Fuse Axis	IP 40	-	-	0031.1653
●	-	5 x 20 or 6.3 x 32mm	Solder	90° to Fuse Axis	IP 40	-	-	0031.1673
●	Fingergrip	5 x 20mm	Quick-Connect 4.8 x 0.5	90° to Fuse Axis	IP 40	-	0031.1693 + 0031.1741	0031.1762
●	Fingergrip	5 x 20mm	Solder	90° to Fuse Axis	IP 40	-	0031.1673 + 0031.1741	0031.1756

Packaging Unit Bulk (100 pcs.)

Required Accessory

Description



Fingergrasp FEU, FAU, FAC
Caps Fingergrasp for Holder FEU, FAU, FAC



Caps to FEU, FAU, FAC
Caps to Holder FEU, FEU (Med), FAU, FAC



Accessories



Cover FEU, FEU (Med)
Insulation Cover for FEU, FEU (Med)