



90.03

See page 90

Module	Socket	Relay	Description	Mounting	Accessories
99.02	90.02	60.12	Screw terminal (Box clamp) socket	Panel or 35 mm rail (EN 50022) mount	<ul style="list-style-type: none"> <li>- Coil indication and EMC suppression modules</li> <li>- Jumper link</li> <li>- Timer modules</li> <li>- Metal retaining clip</li> </ul>
	90.03	60.13	Double A1 terminal		



90.21

See page 91

Module	Socket	Relay	Description	Mounting	Accessories
99.01	90.20	60.12	Screw terminal (Box clamp) socket	Panel or 35 mm rail (EN 50022) mount	<ul style="list-style-type: none"> <li>- Coil indication and EMC suppression modules</li> <li>- Metal retaining clip</li> </ul>
	90.21	60.13			



90.83.3

See page 92

Module	Socket	Relay	Description	Mounting	Accessories
—	90.82.3	60.12	Screw terminal (Box clamp) socket	Panel or 35 mm rail (EN 50022) mount	- Metal retaining clip
—	90.83.3	60.13			



90.23

See page 92

Module	Socket	Relay	Description	Mounting	Accessories
—	90.22	60.12	Screw terminal (Box clamp) socket	Panel or 35 mm rail (EN 50022) mount	- Metal retaining clip
—	90.23	60.13			



90.26

See page 93

Module	Socket	Relay	Description	Mounting	Accessories
—	90.26	60.12	Screw terminal (Plate clamp) socket	Panel or 35 mm rail (EN 50022) mount	- Metal retaining clip
—	90.27	60.13			



90.12

See page 93

Module	Socket	Relay	Description	Mounting	Accessories
—	90.12	60.12	Flange mount solder socket	M3 screw fixing	—
—	90.13	60.13			



90.15

See page 93

Module	Socket	Relay	Description	Mounting	Accessories
—	90.14	60.12	PCB socket	PCB	—
—	90.14.1	60.12			
—	90.15	60.13			
—	90.15.1	60.13			



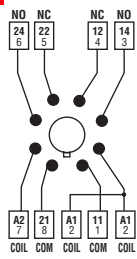
90.03

Approvals  
(according to type):

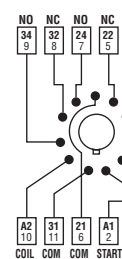
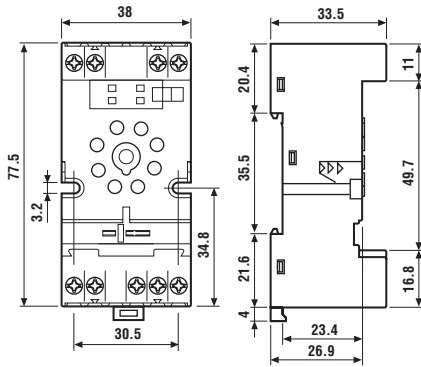


Screw terminal (Box clamp) socket	90.02	90.02.0	90.03	90.03.0
panel or 35 mm rail (EN 50022) mount	<b>Blue</b>	<b>Black</b>	<b>Blue</b>	<b>Black</b>
For relay type	60.12		60.13	
<b>Accessories</b>				
Metal retaining clip			090.33	
6-way jumper link			090.06	
Identification tag			090.00.2	
Modules (see table below)			99.02	
Timer modules (see table below)			86.00, 86.10, 86.20	
<b>Technical data</b>				
Rated values	10 A - 250 V			
Dielectric strength	≥ 2 kV AC			
Protection category	IP 20			
Ambient temperature	°C -40...+70			
Screw torque	Nm 0.6			
Wire strip length	mm 10			
Max. wire size for 90.02 and 90.03 sockets	solid wire		stranded wire	
	mm <sup>2</sup> 1x6 / 2x2.5		1x4 / 2x2.5	
	AWG 1x10 / 2x14		1x12 / 2x14	

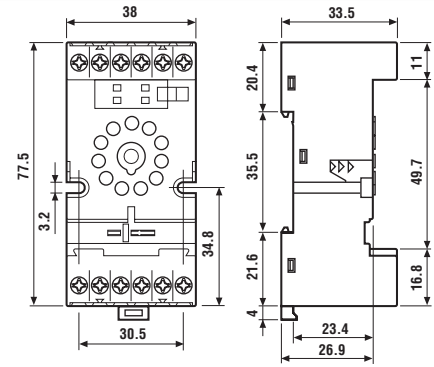
60



90.02



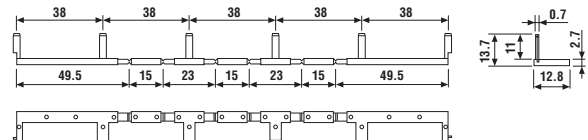
90.03



090.06

<b>6-way jumper link</b> for 90.02 and 90.03 sockets	090.06
Rated values	10 A - 250 V

Approvals  
(according to type):



86.00

<b>86 series timer modules</b> (see technical data pages 181/182/187)	
Multi-voltage: (12...240)V AC/DC;	
Multi-functions: AI, DI, SW, BE, CE, DE, EE, FE; (0.05 s...100 h)	86.00.0.240.0000
Mono-function: (12...24)V AC/DC; function AI; (1.5 s...60 min)	86.10.0.024.0000
Mono-function: (12...24)V AC/DC; function DI; (1.5 s...60 min)	86.20.0.024.0000

Approvals (according to type):



99.02

Approvals  
(according to type):



99.02 coil indication and EMC suppression modules	(see technical data pages 247/248)		Blue*
Diode (+A1, standard polarity)	(6...220)V DC		99.02.3.000.00
Diode (+A2, non-standard polarity)	(6...220)V DC		99.02.2.000.00
LED	(6...24)V DC/AC		99.02.0.024.59
LED	(28...60)V DC/AC		99.02.0.060.59
LED	(110...240)V DC/AC		99.02.0.230.59
LED + Diode (+A1, standard polarity)	(6...24)V DC		99.02.9.024.99
LED + Diode (+A1, standard polarity)	(28...60)V DC		99.02.9.060.99
LED + Diode (+A1, standard polarity)	(110...220)V DC		99.02.9.220.99
LED + Diode (+A2, non-standard polarity)	(6...24)V DC		99.02.9.024.79
LED + Diode (+A2, non-standard polarity)	(28...60)V DC		99.02.9.060.79
LED + Diode (+A2, non-standard polarity)	(110...220)V DC		99.02.9.220.79
LED + Varistor	(6...24)V DC/AC		99.02.0.024.98
LED + Varistor	(28...60)V DC/AC		99.02.0.060.98
LED + Varistor	(110...240)V DC/AC		99.02.0.230.98
RC circuit	(6...24)V DC/AC		99.02.0.024.09
RC circuit	(28...60)V DC/AC		99.02.0.060.09
RC circuit	(110...240)V DC/AC		99.02.0.230.09
Residual current by-pass (62 kΩ/1W)	(110...240)V AC		99.02.8.230.07

\* Modules in Black housing are available on request.