



Main

Commercial Status	Commercialised
Range of product	Zelio Relay
Product or component type	Socket
Device short name	SSLZ
Sale per indivisible quantity	10

Complementary

Contact terminal arrangement	Separate
Product compatibility	Solid state relay SSL with NO contact at 230 V DC Solid state relay SSL with NO contact at 230 V AC
Shape of pin	Flat
[I _{th}] conventional free air thermal current	6 A
[I _{th}] conventional free air thermal current	6 A
[U _e] rated operational voltage	< 250 V AC/DC
Connections - terminals	Spring terminals 1 x 0.2...1 x 1.5 mm ² - AWG 24...AWG 16 , flexible cable with cable end Spring terminals 1 x 0.2...1 x 1.5 mm ² - AWG 24...AWG 16 , solid cable without cable end
Clamping force	10...40 N
Fixing mode	By clip-on 35 mm DIN rail
Switching voltage	230 V AC/DC
Local signalling	LED green for input status
Width	6.2 mm
Height	101 mm
Depth	78.6 mm
Product weight	0.0285 kg

Environment

Flame retardance	V0 conforming to UL 94
Standards	IEC 61984
Product certifications	CSA C22-2 No 14 RoHS UL 508 REACH
Marking	CE
Ambient air temperature for storage	-40...85 °C

Ambient air temperature for operation	-40...70 °C
IP degree of protection	IP20
Dielectric strength	2500 V

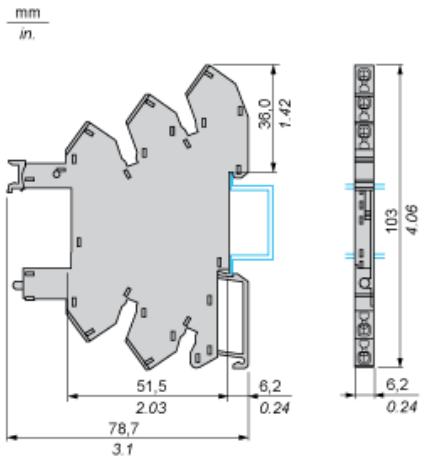
Ordering and shipping details

Category	21127 - ZELIO ICE CUBE RELAYS
Discount Schedule	CP2
GTIN	00785901978466
Nbr. of units in pkg.	10
Package weight(Lbs)	0.06
Returnability	N
Country of origin	CN

Offer Sustainability

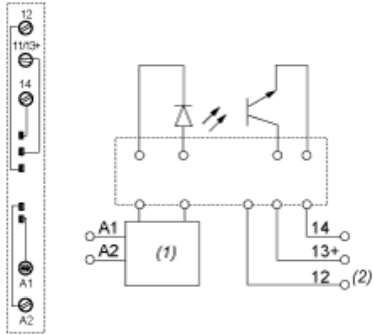
Sustainable offer status	Green Premium product
REACH	Reference contains SVHC above the threshold - go to CaP for more details
Product environmental profile	Available Download Product Environmental
Product end of life instructions	Available Download End Of Life Manual

Dimensions



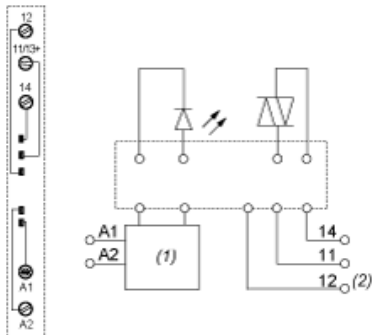
Wiring Diagram

Wiring Diagram for DC Output



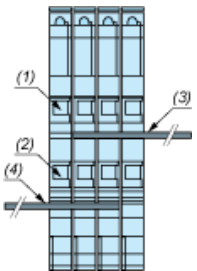
- (1) Protection circuit
- (2) Terminal 12 is not in use for SSL Relay

Wiring Diagram for AC Output



- (1) Protection circuit
- (2) Terminal 12 is not in use for SSL Relay

Example of RSLZ2 Bus Jumper Mounting on Sockets



- (1) A1
- (2) A2
- (3) Bus jumper polarity A1
- (4) Bus jumper polarity A2