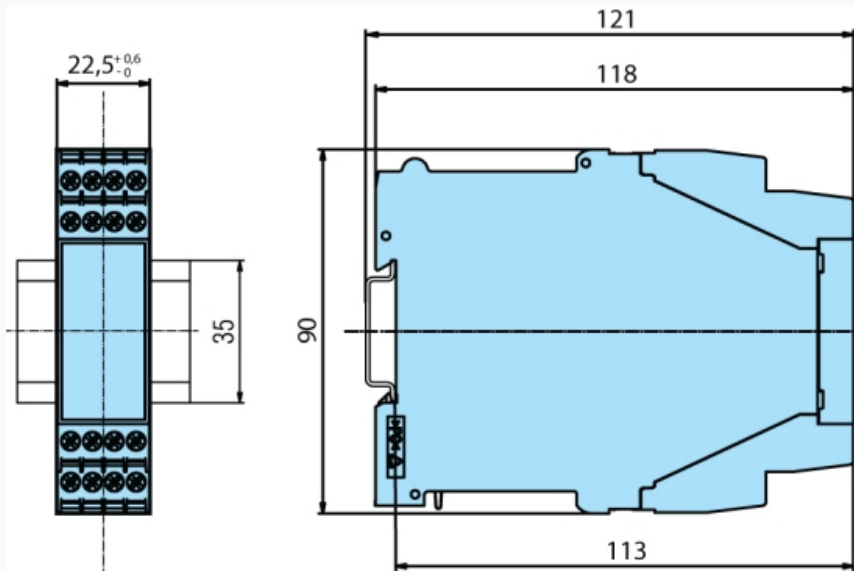


Dimensions (mm)



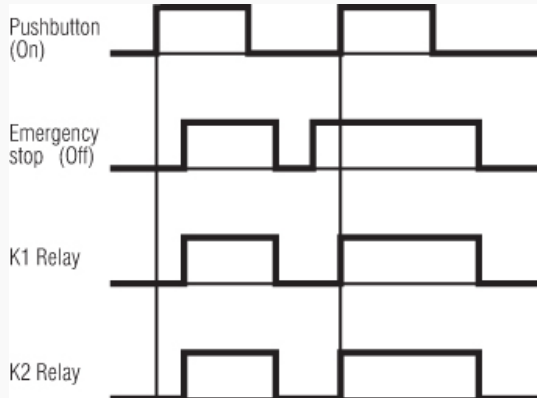
Dimensions (mm)

KNA3-YS - Screw terminals



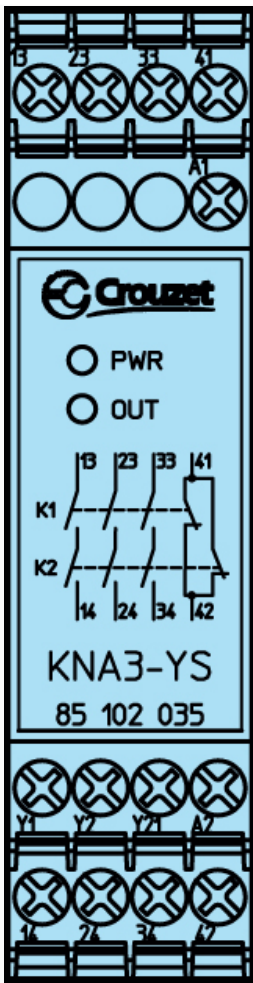
Curves

Function diagram



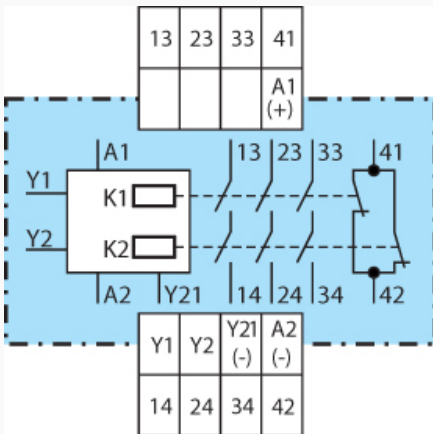
Connections

Front face drawing KNA3-YS



Connections

Contacts



A1 (+) : + / L A2 : - / N Y1, Y2 : Validation Input Y21 (-) : Measure Output (-) of secondary used for example in IT networks for insulation control 13, 14, 23, 24, 33, 34 : Safety circuit outputs (forcibly guided NO contacts) 41, 42 : Monitoring output (forcibly guided NC contact)

Applications

Single channel emergency-stop circuit without feed back loop, with or without automatic restart