




S1 Relay Series

Miniature high voltage relay



Actual device may differ

- Single in-line package
- 4kV Isolation Voltage across contacts
- Isolation Voltage 5kV contact to coil
- 2.5A carry current
- Up to 350V switching voltage

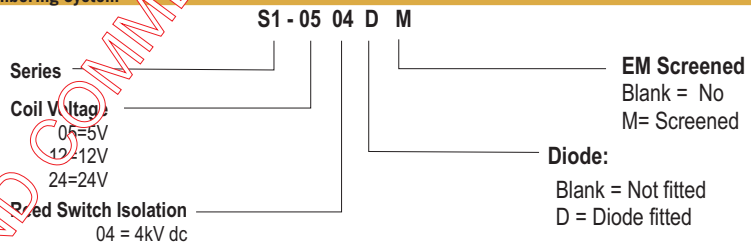
Contact Specification	Conditions	5V coil	12V coil	24V coil
Switch action			SPST (Form A)	
Material			Rhodium	
Isolation across contacts	kV DC or AC peak		4	
Switching Power Max.	VA		100	
Switching Voltage Max.	V		350dc/30V/c	
Switching Current Max.	A DC or AC peak		1.0	
Carry Current Max.	A DC		0.5	
Capacitance across contacts	pF coil to screen grounded		0.5 (typical)	
Lifetime operations	dry switching		10 ⁹	
Contact Resistance	mΩ max		100	
Insulation Resistance	Ωmin (typical)		10 ¹⁰ (10 ¹³)	

Coil Specification (@ 20°C)				
Must Operate Voltage	V DC		10.8	16
Must Release Voltage	V DC	1.25	1.25	1.25
Operate Time	ms diode fitted	1	1	1 (TBC)
Release Time	ms diode fitted	0.5	0.5	0.5 (TBC)
Resistance	Ω (± 10%)	180	500	1000

Relay Specification				
Isolation contact/coil	kV DC		5	
Insulation resistance contact to all terminals	Ωmin (typical)		TBC	

Environmental				
Operating Temp range	°C		-40 to +85	
Storage Temp range	°C		-40 to +100	

Part Numbering System

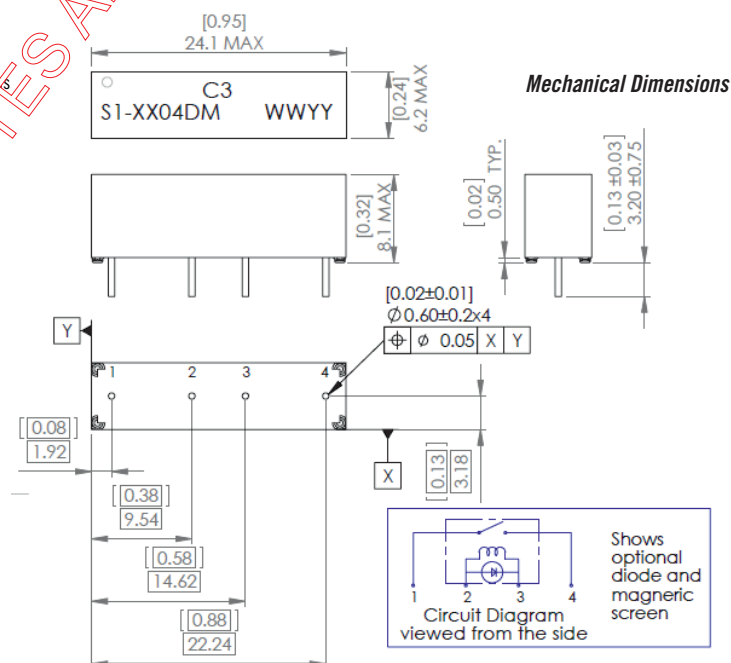


The S1 series is a miniature high voltage single-in-line reed relay for applications where space saving is a prime consideration.

The coil pins are positioned near the centre of the relay while the contact pins are near the ends to give improved isolation between the high voltage contacts and the low voltage coil.

Please refer to this document for circuit design notes:- <http://www.cynergy3.com/blog/application-notes-reed-relays-0>

Custom versions can be designed for particular applications. Please contact Cynergy3 with your requirements.



Cynergy3 Components Ltd.
7 Cobham Road
Ferndown Industrial Estate
Wimborne, Dorset BH21 7PE
Telephone +44 (0) 1202 897969
Email:sales@cynergy3.com

ISO9001 CERTIFIED

S1 Series 2016

www.cynergy3.com