

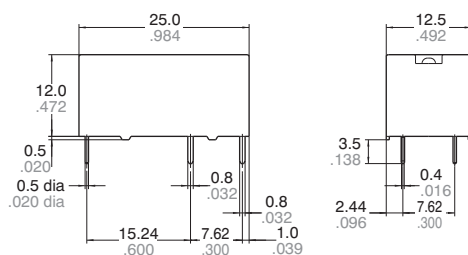
DIMENSIONS(mm inch)

Download [CAD Data](#) from our Web site.

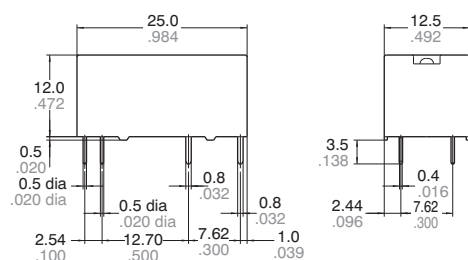
CAD Data



Single side stable
1 coil latching type

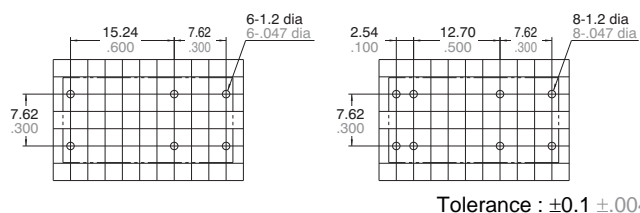


2 coil latching type



Tolerance: $\pm 0.3 \pm .012$

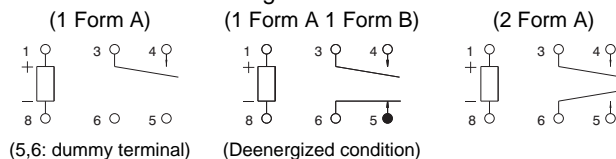
PC board pattern (Bottom view)
Single side stable 1 coil latching type 2 coil latching type



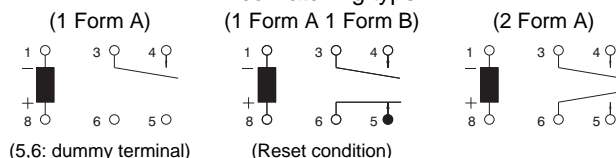
Tolerance : $\pm 0.1 \pm .004$

Schematic (Bottom view)

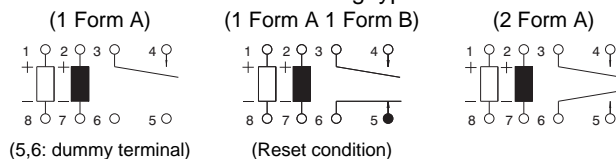
Single side stable



1coil latching type



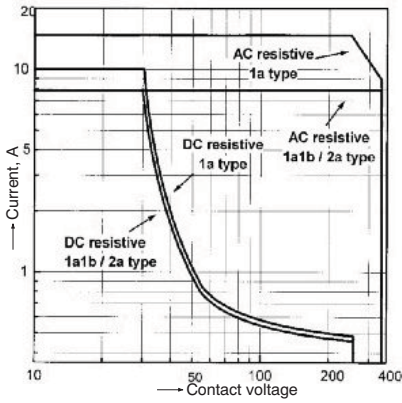
2coil latching type



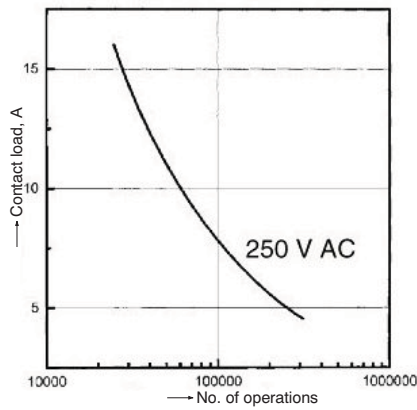
DE (ADE)

REFERENCE DATA

1. Max. switching power

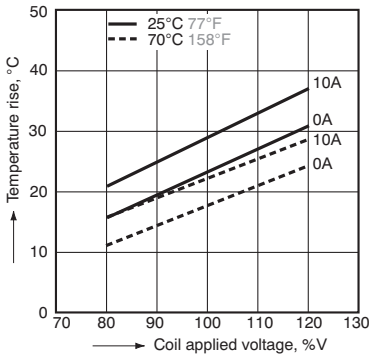


2. Life curve



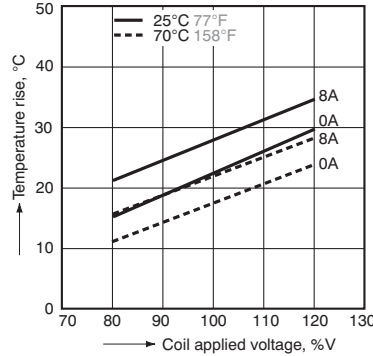
3.-(1) Coil temperature rise (1 Form A)

Tested sample: ADE109
Quantity: n=6
Ambient temperature: 25°C to 70°C 77°F to 158°F



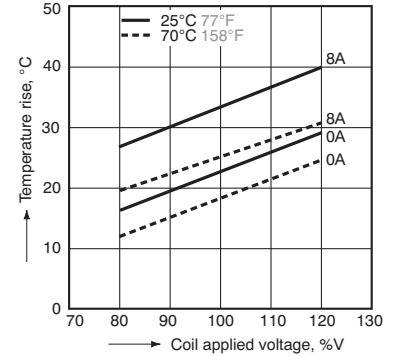
3.-(2) Coil temperature rise (1 Form A 1 Form B)

Tested sample: ADE309
Quantity: n=6
Ambient temperature: 25°C to 70°C 77°F to 158°F



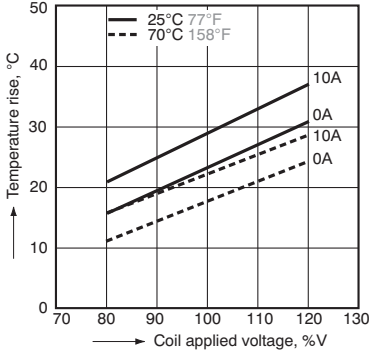
3.-(3) Coil temperature rise (2 Form A)

Tested sample: ADE209
Quantity: n=6
Ambient temperature: 25°C to 70°C 77°F to 158°F



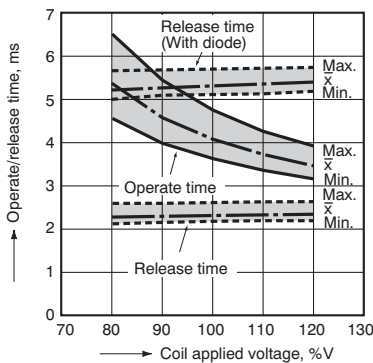
4-1. Operate/release time (1 Form A)

Tested sample: DE1a-5V
Quantity: n=5



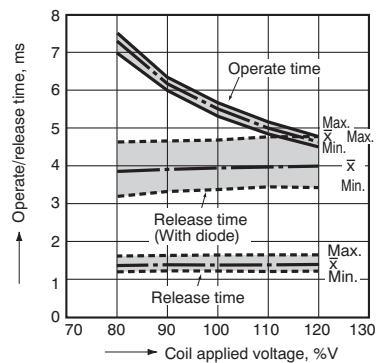
4-2. Operate/release time (1 Form A 1 Form B)

Tested sample: DE1a1b-5V, Quantity: n=5



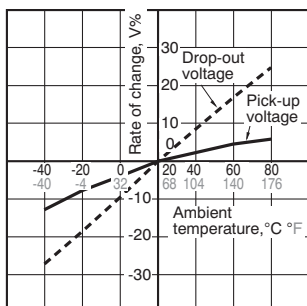
4-3. Operate/release time (2 Form A)

Tested sample: DE2a-5V, Quantity: n=5



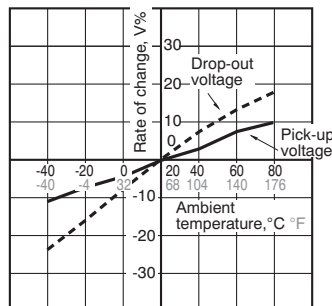
5-1. Ambient temperature characteristics (1 Form A)

Tested sample: DE1a-5V, Ambient temperature: -40°C to 80°C -40°F to 176°F, Quantity: n=6



5-2. Ambient temperature characteristics (1 Form A 1 Form B)

Tested sample: DE1a1b-5V, Ambient temperature: -40°C to 80°C -40°F to 176°F, Quantity: n=6



5-3. Ambient temperature characteristics (2 Form A)

Tested sample: DE2a-5V, Ambient temperature: -40°C to 80°C -40°F to 176°F, Quantity: n=6

