RJ Series Slim Power Relays

Key features:



- Compact and rugged power relays. Large switching capacity
- Compact housing only 12.7-mm wide.
  Large contact rating
  RJ1 (1-pole): 16A (UL general use rating @250V AC)
  RJ2 (2-pole): 8A
- Non-polarized LED indicator available on blade type. IDEC's unique light guide structure enables high visibility of coil status from any direction.
- The smallest width for 2-pole/bifurcated contact relay
- Excellent electrical and mechanical life.
  Electrical life: 200,000 operations (AC load)
  Mechanical life: 30 million operations (AC coil)
- RoHS directive compliant (EU directive 2002/95/EC). Contains no lead, cadmium, mercury, hexavalent chromium, PBB or PBDE.
- Diode model:
  Diode reverse withstand voltage: 1000V
- UL recognized, CSA certified, EN compliant.

UL508
UL File No. E55996

CSA C22.2 No. 14
1608322
CSA File No. LR35144

EN61810-1
VDE (REG.-Nr B312)
Reg.-Nr. B312

EN61810-1
EC Low Voltage Directive

Part Number Selection

Style	Terminal	Contact	Model	Part Number	Coil Voltage Code (Standard Stock in bold)
	Blade	SPDT	Standard	RJ1S-C-□	**A24**, A110, **A120**, A220, **A240**, D12, **D24**, D48, D100
			with LED	RJ1S-CL-□	
			with Surge Suppresion Diode	RJ1S-CD-□	D12, **D24**, D48, D100
			with LED & Surge Suppresion Diode	RJ1S-CLD-□	
		DPDT	Standard	RJ2S-C-□	**A24**, A110, **A120**, A220, **A240**, D12, **D24**, D48, D100
			with LED	RJ2S-CL-□	
			with Surge Suppresion Diode	RJ2S-CD-□	D12, **D24**, D48, D100
			with LED & Surge Suppresion Diode	RJ2S-CLD-□	
			Standard Bifurcated contacts (without LED indicator)	RJ22S-C-□	A12, **A24**, **A120**, **A240**, D5, D12, **D24**, D100
			Bifurated contacts (with LED indicator)	RJ22S-CL-□	
			Bifurcated contacts diode (without LED indicator)	RJ22S-CD-□	D5, D12, **D24**, D48, D100
			Bifurcated contacts diode (with LED indicator)	RJ22S-CLD-□	
	PCB	SPDT	Standard	RJ1V-C-□	**A24**, A110, **A120**, A220, **A240**, D5, D6, D12, **D24**, D48, D100
			High Capacity	RJ1V-CH-□	
		SPST-NO	Standard	RJ1V-A-□	
			High Capacity	RJ1V-AH-□	
		DPDT	Standard	RJ2V-C-□	
		DPST-NO	Standard	RJ2V-A-□	
		DPDT	Bifurcated contacts	RJ22V-C-□	A12, **A24**, **A120**, **A240**, D5, D12, **D24**, D48, D100
		DPST-NO	Bifurcated contacts	RJ22V-A-□	

Ordering Information
When ordering, specify the Part No. and coil voltage code:

(example) **RJ1S-C-** **A120**
Part No. — Coil Voltage Code

Coil Voltage Table

Coil Voltage Code	A12	A24	A110	A120	A220	A240	D5	D6	D12	D24	D48	D100
Coil Rating	12V AC	24V AC	110V AC	120V AC	220V AC	240V AC	5V DC	6V DC	12V DC	24V DC	48V DC	100-110V DC

Sockets

	Relays	Standard DIN Rail Mount	Finger-safe DIN Rail Mount	PCB Mount
Blade Models	RJ1S (Std)	SJ1S-05BW	SJ1S-07LW	SJ1S-61
	RJ2S (Std)/RJ22S	SJ2S-05BW	SJ2S-07LW	SJ2S-61
PCB Models	RJ1V (Std)	—	SQ1V-07B*	SQ1V-63*
	RJ1V (HC) RJ2V/RJ22V	—	SQ2V-07B*	SQ2V-63*
		 Shown with optional marking plate.		

*Hold-down clip or spring must be removed to use with RJ PCB relays.

Replacement Hold Down Springs

Part Number	Used With Socket
SJ9Z-CM	SJ1S-05BW, SJ1S-07LW, SJ2S-05BW, SJ2S-07LW
SQ9Z-C	SQ1V-07B, SQ2V-07B
SQ9Z-C63	SQ1V-63, SQ2V-63

Jumpers for SJ Sockets

Poles	Part Number	Quantity
2	SJ9Z-JF2	Must purchase in quantities of 10.
5	SJ9Z-JF5	
8	SJ9Z-JF8	
10	SJ9Z-JF10	

Accessories

Item	Appearance	Use with	Part No.	Remarks
Aluminum DIN Rail (1 meter length)		All DIN rail sockets	BNDN1000	The BNDN1000 is designed to accommodate DIN mount sockets. Made of durable extruded aluminum, the BNDN1000 measures 0.413 (10.5mm) in height and 1.37 (35mm) in width (DIN standard). Standard length is 39" (1,000mm).
DIN Rail End Stop		DIN rail	BNL5	9.1 mm wide.
Marking Plate		Finger safe sockets (ONLY)	SJ9Z-PWPN10	10 pieces per pack