



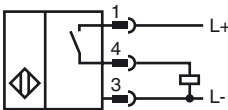
Model Number

NMB1,5-8GM35-E2-C-FE-150MM-V1

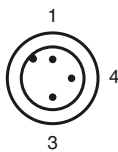
Features

- Stainless steel sensing face
- 1.5 mm flush
- 3-wire DC
- Weld field immune
- Weld slag resistant coating
- Ferrous targets

Connection



Pinout



Wire colors in accordance with EN 60947-5-2

1	BN	(brown)
3	BU	(blue)
4	BK	(black)

Accessories

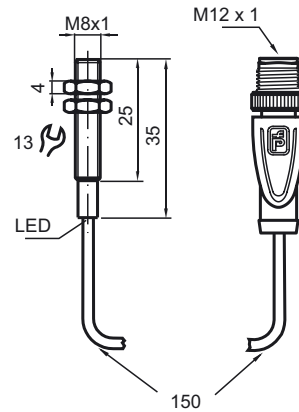
BF 8

Mounting flange, 8 mm

V1-G-OR2M-POC

Female cordset, M12, 4-pin, TPE cable, welding-bead resistant

Dimensions



Technical Data

General specifications

Switching element function	PNP	NO
Rated operating distance	s_n	1.5 mm
Installation	flush in mild steel	
Output polarity	DC	
Assured operating distance	s_a	0 ... 1.215 mm
Actuating element	Ferrous targets	
Reduction factor r_{Al}	0	
Reduction factor r_{Cu}	0	
Reduction factor r_{304}	0.4 - 0.7	
Reduction factor r_{S137}	1	
Reduction factor r_{Brass}	0	

Nominal ratings

Operating voltage	U_B	10 ... 30 V DC
Switching frequency	f	0 ... 5 Hz
Hysteresis	H	5 ... 15 typ. 10 %
Reverse polarity protection	reverse polarity protected	
Short-circuit protection	pulsing	
Voltage drop	U_d	≤ 2 V
Operating current	I_L	0 ... 100 mA
Current consumption	≤ 10 mA	
Off-state current	I_r	≤ 10 μ A
Switching state indication	LED, red	
Mag. Field strength, AC fields	250 mT	
Mag. Field strength, DC fields	250 mT	

Ambient conditions

-25 ... 75 °C (-13 ... 167 °F)

Mechanical specifications

Connection type	Cable connector M12 x 1, 3-pin with PVC Cable, 150 mm
Core cross-section	0.14 mm ²
Housing material	Xylan coated - Stainless steel 1.4305 / AISI 303
Sensing face	Xylan coated - Stainless steel 1.4305 / AISI 303
Protection degree	IP67

Compliance with standards and directives

Standard conformity	
Standards	EN 60947-5-2:2007 IEC 60947-5-2:2007

Approvals and certificates

UL approval	cULus Listed, General Purpose
CSA approval	cCSAus Listed, General Purpose
CCC approval	Products with a maximum operating voltage of ≤ 36 V do not bear a CCC marking because they do not require approval.