

Relay Module - RIF-2-RPT-LDP-24DC/2X21 - 2903315

Technical data

Connection data output side

Conductor cross section AWG	26 ... 16
-----------------------------	-----------

General

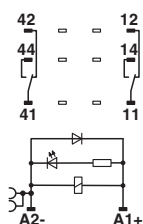
Test voltage relay winding/relay contact	2.5 kV _{rms} (50 Hz, 1 min.)
Test voltage relay contact/relay contact	2.5 kV _{rms} (50 Hz, 1 min.)
Operating mode	100% operating factor
Degree of protection	IP20 (Relay socket)
	RT I (Relay)
Mechanical service life	Approx. 2×10^7 cycles
Mounting position	any
Assembly instructions	In rows with zero spacing

Standards and Regulations

Connection in acc. with standard	CSA
Standards/regulations	DIN EN 50178
	IEC 62103
Rated insulation voltage	250 V AC
Rated surge voltage	4 kV
Insulation	Basic insulation
Degree of pollution	2
Overvoltage category	III

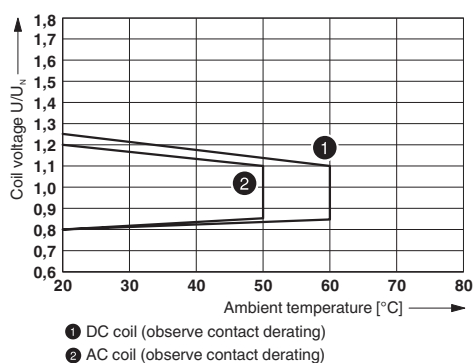
Drawings

Circuit diagram



DC coils

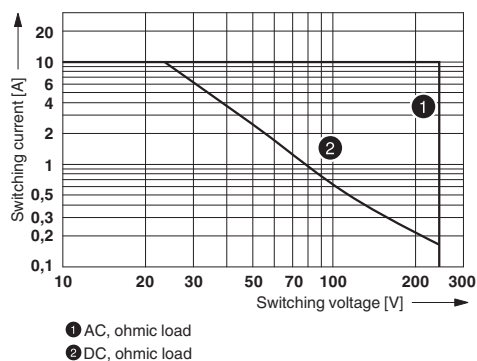
Diagram



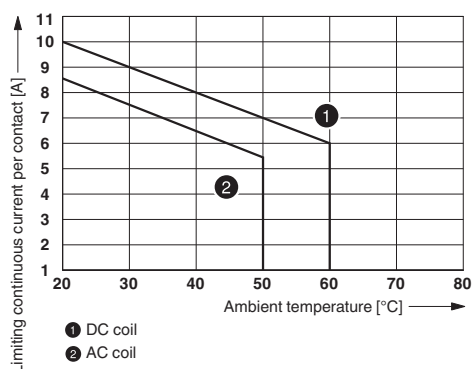
Operating voltage range

Relay Module - RIF-2-RPT-LDP-24DC/2X21 - 2903315

Diagram

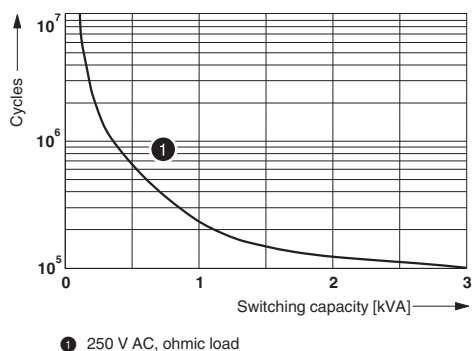


Diagram



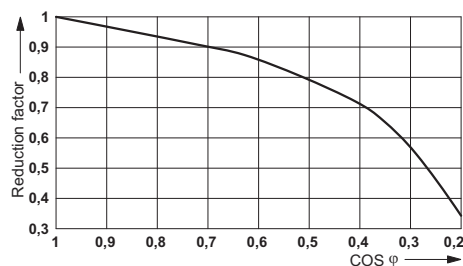
Interrupting rating

Diagram



Contact derating

Diagram



Electrical service life

Service life reduction factor

Articles in set

Relay socket - RIF-2-BPT/4X21 - 2900934



RIF-2... relay base, for industrial relay with 2 or 4 PDTs, push-in connection, plug-in option for input/suppressor modules, for mounting on NS 35/7,5

Single relay - REL-IR2/LDP- 24DC/2X21 - 2903660



Plug-in industrial relay with power contacts, 2 PDTs, test key, status LED, freewheeling diode, mechanical switch position indicator, polarity: A1+, A2-, input voltage: 24 V DC