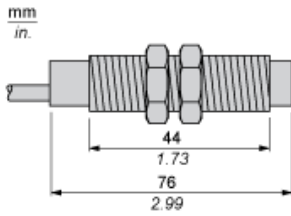
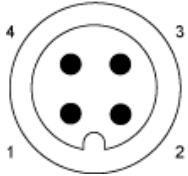


Dimensions



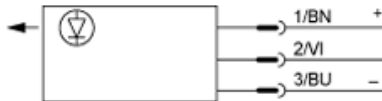
Wiring Schemes

M12 Connector



- 1 : (+)
- 2 : Beam break input (1)
- 3 : (-)
- 4 : OUT/Output
- (1) Beam break input on thru-beam transmitter only

Thru-beam Transmitter



- BN : Brown
- BU : Blue
- BK : Black

Input 2/VI:

- not connected: beam made
- connected to -: beam broken