

Slimline PCB Relay SNR

- 1 pole 6A, 1 form C (CO), 1 form A (NO)
- Only 5mm wide
- Flat pack version available
- Sensitive coil 170mW
- Reinforced insulation (protection classII)
- Strong coil pins for DIN-rail socket
- Allows high function- / packaging density
- Cadmium-free contacts, AgNi 90/10 for AC-loads



F0140-D

Typical applications
Interface technology, PLC's, timers, centralized and decentralized heating control



Approvals	
VDE REG.-Nr. 6666, UL E214024	
Technical data of approved types on request	

Contact Data	
Contact arrangement	1 form C (CO) or 1 form A (NO)
Rated voltage	250VAC
Max. switching voltage	400VAC
Rated current	6A
Limiting making current, max 4s, df 10%	10A
Breaking capacity max.	1500VA
Contact material	AgSnO ₂ , AgNi 90/10, AgSnO ₂ gold plated
Min. recommended contact load	100mA, 12V, 50mW
Frequency of operation, with/without load	6/1200min ⁻¹
Operate/release time max.	12/5ms
Bounce time max., form A/form B	3/8ms

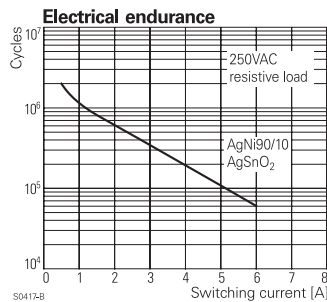
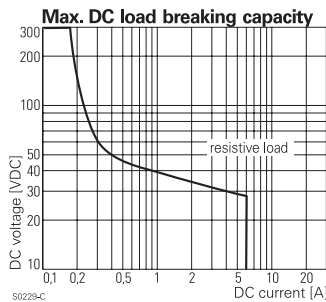
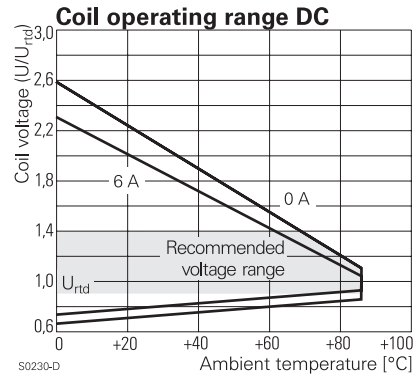
Contact ratings			
Type	Contact	Load	Cycles
EC 61810			
V23092-****-A301, -A801	C (CO)	6A, 250VAC, cosφ=1, 85°C	5x10 ³
UL 508			
V23092-****-A301, -A801	A/B	6A, 250VAC, general purpose, 85°C	6x10 ³
V23092-****-A301, -A801	A/B (NO)	B300, 85°C	6x10 ³
V23092-****-A301, -A801	A/B	R300, 85°C	6x10 ³
EN60730-1			
V23092-****-A302	A (NO)	3A (1.5A), 250VAC, 85°C	100x10 ³
V23092-****-A302, -A802	A (NO)	5A (1.5A), 250VAC, 85°C	10x10 ³

Mechanical endurance, DC coil 10x10⁶ operations

Coil Data	
Coil voltage range	5 to 60VDC
Operative range, IEC 61810	2

Coil versions, DC coil					
Coil code	Rated voltage VDC	Operate voltage VDC	Release voltage VDC	Coil resistance Ω±10% ¹⁾	Rated power mW
005	5	3.5	0.25	147	170
012	12	8.4	0.6	848	170
024	24	16.8	1.2	3390	170
048	48	33.6	2.4	10600 ¹⁾	217
060	60	42.0	3.0	20500 ¹⁾	176

1) Coil resistance ±15%.
All figures are given for coil without pre-energization, at ambient temperature +23°C.
Other coil voltages on request.



Insulation Data	
Initial dielectric strength	
between open contacts	1000V _{rms}
between contact and coil	4000V _{rms}
Clearance/creepage	
between contact and coil	≥6/8mm
Material group of insulation parts	IIIa
Tracking index of relay base	PTI250

Slimline PCB Relay SNR (Continued)

Other Data

Material compliance: EU RoHS/ELV, China RoHS, REACH, Halogen content refer to the Product Compliance Support Center at www.te.com/customersupport/rohssupportcenter

Ambient temperature	-40 to +85°C
Category of environmental protection	RTIII - wash tight
IEC 61810	
Vibration resistance (functional), form A (NO) / form B (NC)	10/5g
Shock resistance (functional), form A (NO) / form B (NC)	10/5g
Shock resistance (destructive)	30g
Terminal type	PCB-THT, plug-in
Mounting	PCB, socket
Weight	6g
Resistance to soldering heat THT IEC 60068-2-20	260°C/5s ²⁾
Packaging unit	tube/20 pcs., box/1000 pcs.

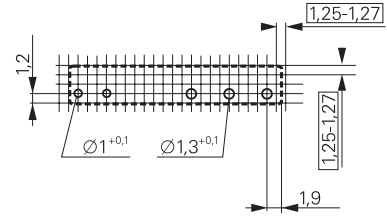
2) for flat pack version selective soldering is recommended

Accessories

For details see datasheet [Accessories Slim Interface Relay SNR](#)

PCB layout / terminal assignment

Bottom view on solder pins



S0258-AA

1 form C contact (1 CO)



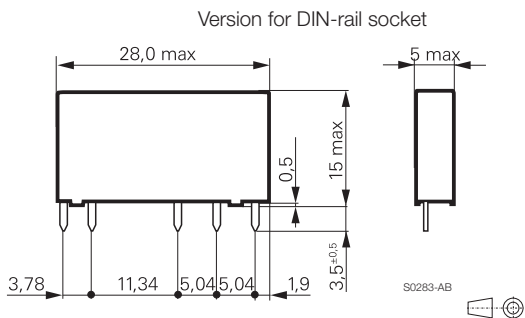
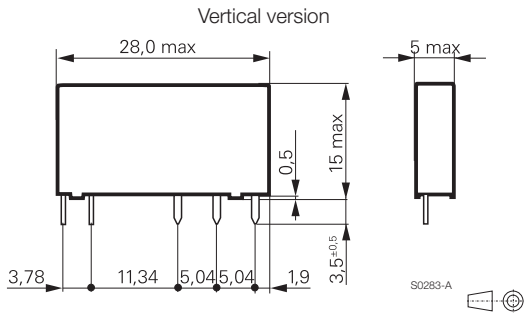
S0258-AB

1 form A contact (1 NO)



S0258-AC

Dimensions



Flat pack version²⁾



2) for flat pack version selective soldering is recommended

Slimline PCB Relay SNR (Continued)

Product code structure	Typical product code	V23092	-A	1	005	-A	3	01
Type	V23092 Slimline PCB relay SNR							
Version	A PCB, vertical version		B PCB, flat pack version					
	S Plug-in, vertical version							
Version	1 Wash tight							
Coil	Coil code: please refer to coil versions table							
Contact system	A Standard							
Contact material	2 AgSnO ₂ , gold plated		3 AgSnO ₂					
	8 AgNi 90/10							
Contact configuration	01 1 form C contact (1 CO)				02 1 form A contact (1 NO)			

NO version with 8/8mm clearance and creepage and other types on request

Product code	Version	Contact arrangement	Contact material	Coil	Part number
V23092-A1005-A201	PCB	1 form C (CO) contact	AgSnO ₂ , gold plated	5VDC	1393236-1
V23092-A1005-A202	vertical version	1 form A (NO) contact			8-1415067-1
V23092-A1005-A301	wash tight	1 form C (CO) contact	AgSnO ₂		1393236-2
V23092-A1005-A302		1 form A (NO) contact			9-1415067-1
V23092-A1005-A801		1 form C (CO) contact	AgNi 90/10		1-1415068-1
V23092-A1005-A802		1 form A (NO) contact			1415068-1
V23092-A1012-A201		1 form C (CO) contact	AgSnO ₂ , gold plated	12VDC	1393236-4
V23092-A1012-A202		1 form A (NO) contact			1393236-5
V23092-A1012-A301		1 form C (CO) contact	AgSnO ₂		1393236-7
V23092-A1012-A302		1 form A (NO) contact			1393236-8
V23092-A1012-A801		1 form C (CO) contact	AgNi 90/10		1-1393236-3
V23092-A1012-A802		1 form A (NO) contact			2-1415068-1
V23092-A1024-A201		1 form C (CO) contact	AgSnO ₂ , gold plated	24VDC	2-1393236-1
V23092-A1024-A202		1 form A (NO) contact			2-1393236-2
V23092-A1024-A301		1 form C (CO) contact	AgSnO ₂		2-1393236-4
V23092-A1024-A302		1 form A (NO) contact			2-1393236-5
V23092-A1024-A801		1 form C (CO) contact	AgNi 90/10		3-1393236-0
V23092-A1024-A802		1 form A (NO) contact			5-1415063-1
V23092-A1048-A201		1 form C (CO) contact	AgSnO ₂ , gold plated	48VDC	3-1393236-5
V23092-A1048-A202		1 form A (NO) contact			3-1393236-6
V23092-A1048-A301		1 form C (CO) contact	AgSnO ₂		3-1393236-7
V23092-A1048-A302		1 form A (NO) contact			3-1393236-8
V23092-A1048-A801		1 form C (CO) contact	AgNi 90/10		3-1393236-9
V23092-A1048-A802		1 form A (NO) contact			3-1415068-1
V23092-S1005-A201	Plug-in	1 form C (CO) contact	AgSnO ₂ , gold plated	5VDC	1956024-9
V23092-S1005-A301	vertical version		AgSnO ₂		1-1956024-0
V23092-S1012-A201	wash tight		AgSnO ₂ , gold plated	12VDC	1956024-1
V23092-S1012-A301			AgSnO ₂		1956024-2
V23092-S1024-A201			AgSnO ₂ , gold plated	24VDC	1956024-3
V23092-S1024-A301			AgSnO ₂		1956024-4
V23092-S1048-A201			AgSnO ₂ , gold plated	48VDC	1956024-5
V23092-S1048-A301			AgSnO ₂		1956024-6
V23092-S1060-A201			AgSnO ₂ , gold plated	60VDC	1956024-7
V23092-S1060-A301			AgSnO ₂		1956024-8