

Miniature PCB Relay SDT

- 10A contact rating
- UL TV-5 rating
- 1 form A contact arrangement
- Flux proof, wash tight version available



Typical applications
Appliances, HVAC, cable TV, monitor, emergency lighting

Approvals

UL E58304, TUV R50137358, CQC03001002917
Technical data of approved types on request

Contact Data

Contact arrangement	1 Form A (NO)
Rated voltage	250VAC, 24VDC
Max. switching voltage	250VAC, 24VDC
Rated current	10A
Contact material	AgSnOInO
Min. recommended contact load	100mA at 5VDC
Frequency of operation	800 ops./h
Operate/release time max.	15/8ms
Electrical endurance	10A 250VAC/24VDC resistive, -30°C to +60°C 100x10 ³ ops. TV-5 120VAC, 25x10 ³ ops.
Mechanical endurance, DC coil	10x10 ⁶ operations

Coil Data

Coil voltage range	3 to 48VDC
Operative range, IEC 61810	1
Coil insulation system according UL	Class E

Coil Data (continued)

Coil versions, DC coil, D type

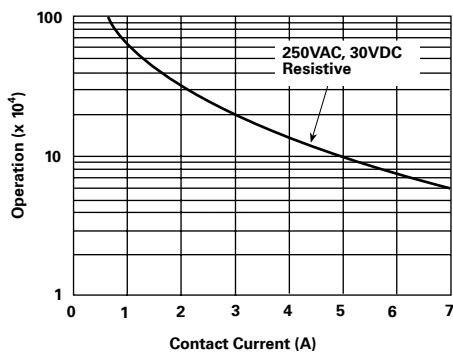
Coil code	Rated voltage VDC	Operate voltage VDC	Release voltage VDC	Coil resistance Ω±10%	Rated coil power mW
003	3	2.25	0.30	16.7	540
005	5	3.75	0.50	46.3	540
006	6	4.50	0.60	66.7	540
009	9	6.75	0.90	150	540
012	12	9.00	1.20	267	540
018	18	13.50	1.80	600	540
024	24	18.00	2.40	1067	540
048	48	36.00	4.80	4267	540

All figures are given for coil without pre-energization, at ambient temperature +23°C

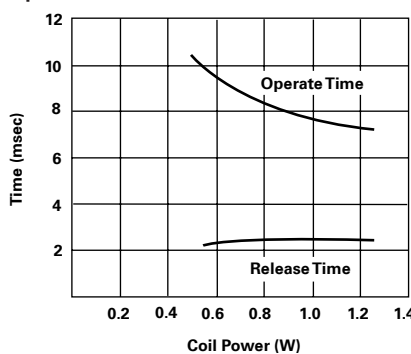
Insulation Data

Initial dielectric strength	
between open contacts	900V _{rms}
between contact and coil	4000V _{rms}
Clearance/creepage	
between contact and coil	>1.6/3.2mm

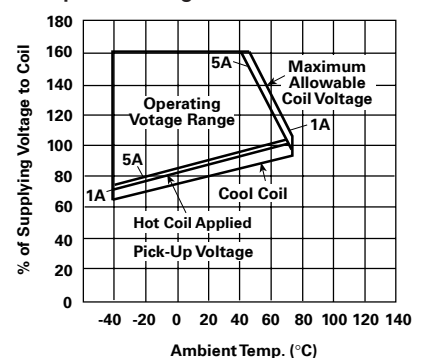
Electrical endurance



Operate time



Coil operative range



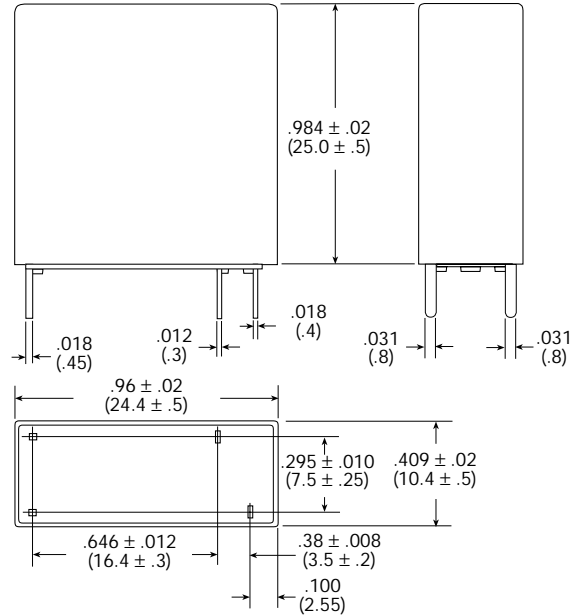
Miniature PCB Relay SDT (Continued)

Other Data

Material compliance: EU RoHS/ELV, China RoHS, REACH, Halogen content refer to the Product Compliance Support Center at www.te.com/customersupport/rohssupportcenter

Ambient temperature	-30°C to +60°C
Category of environmental protection	IEC 61810
	RTII - flux proof, RTIII - wash tight
Shock resistance (functional)	10g
Shock resistance (destructive)	100g
Weight	11g
Resistance to soldering heat THT	IEC 60068-2-20
	RTII: 270°C/10s RTIII: 260°C/5s
Packaging/unit	tube/25 pcs., carton box/1000 pcs. tray/100 pcs., carton box/1000 pcs.

Dimensions



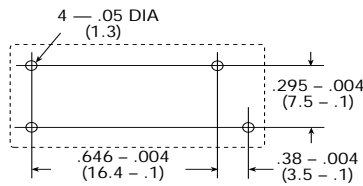
Terminal assignment

Bottom view on solder pins



PCB layout

Bottom view on solder pins



Product code structure

Typical product code **SDT -SS -1 12 D M ,000**

Basic type

SDT Miniature PCB Relay SDT

Enclosure

SS Flux proof, vented plastic cover
SH Wash tight, sealed plastic cover

Number of poles

1 1 pole

Coil voltage

Coil code: please refer to coil versions table (e.g. 05=5VDC)

Coil input

D Standard

Contact arrangement

M 1 form A (NO) contact

Suffix

,000 Standard

Other types on request

Product code	Enclosure	Coil voltage	Coil input	Arrangement	Suffix	Part number
SDT-SH-112DM,000	Wash tight	12VDC	Standard	1 form A (NO)	Standard	1419126-5
SDT-SH-124DM,000		24VDC				1-1419126-0
SDT-SS-105DM,000	Flux proof	5VDC				1-1419126-2
SDT-SS-109DM,000		9VDC				1-1419126-5
SDT-SS-112DM,000		12VDC				1-1419126-8
SDT-SS-124DM,000		24VDC				2-1419126-5