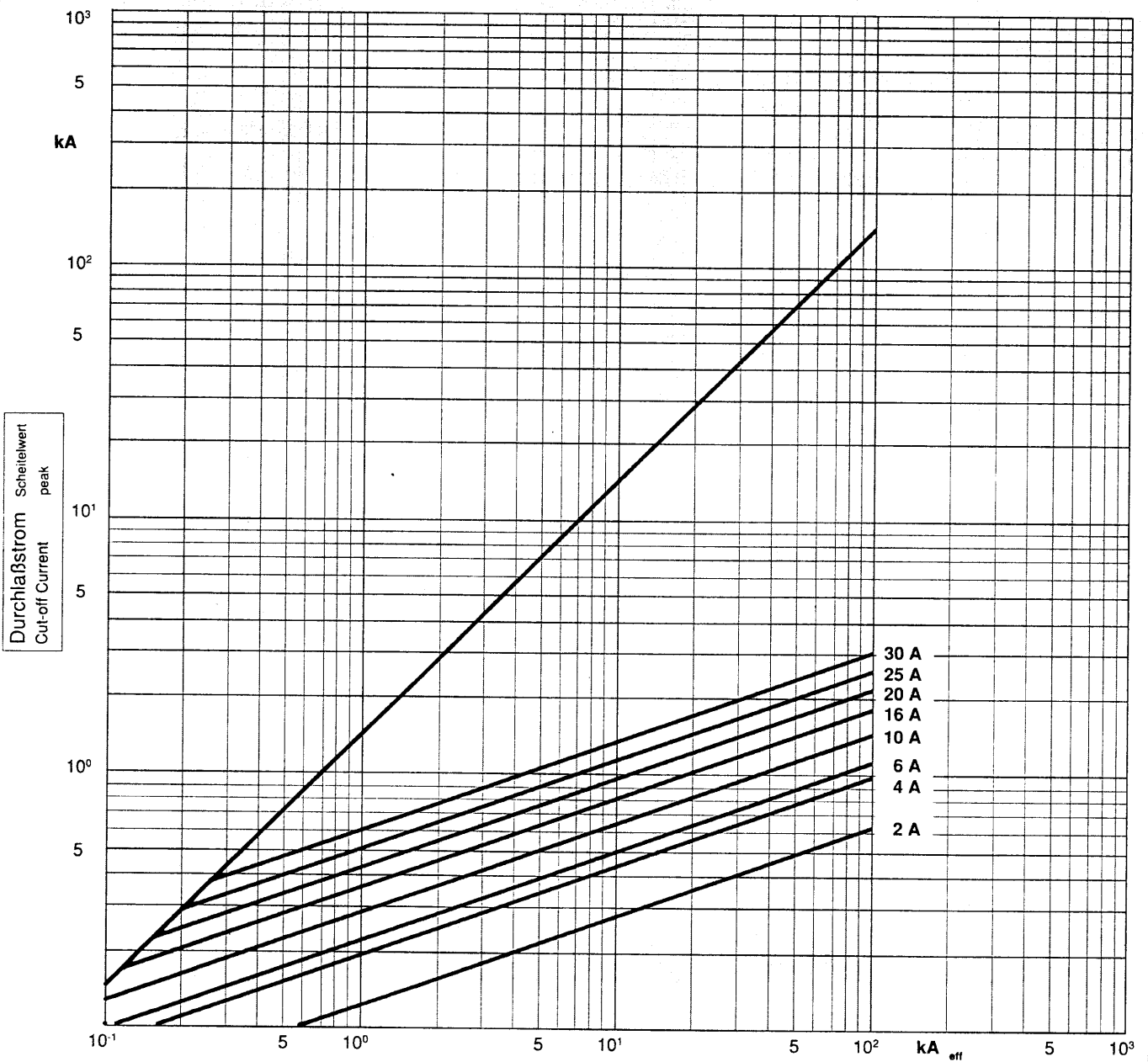


Strombegrenzungs-Diagramm
Cut-off characteristics

Art.-Nr.: 10 005 07
10 025 07



Durchlaßstrom
Cut-off Current

Scheitelwert
peak

Unbeeinflußter Kurzschlußstrom
Prospective short circuit current (RMS)

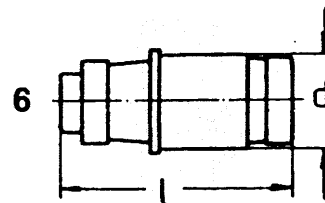
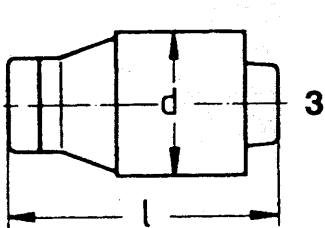
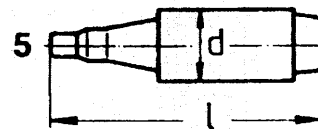
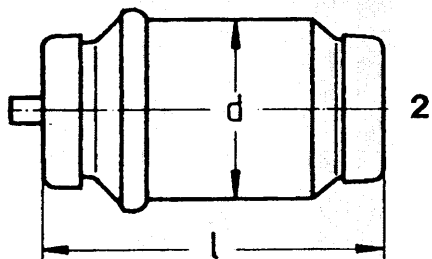
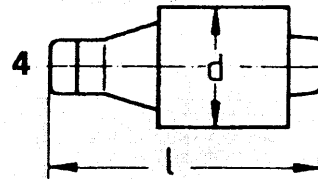
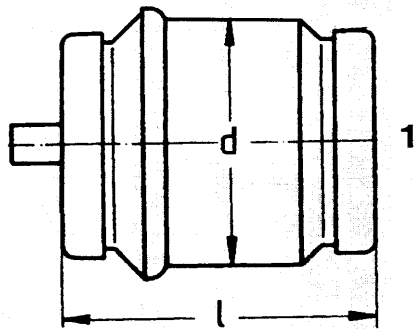


Abb./fig.	Größe/size	d ø	l	Art.-Nr.
1	D V H	46	57	10 010 07
2	D IV H	33	57	10 009 07
3	D III	27	50	10 007 07 10 026 07
4	D II	22	50	10 005 07 10 025 07
5	ND	12,5	50	10 002 07 10 024 07
6	D 01	11	36	10 027 07
6	D 02	15,3	36	10 028 07
6	D 03	22,5	43	10 029 07