

AFL-10A-LX

AMD Geode™ LX 800 500 MHz Processor

AFL-10A-N270

Intel® Atom™ N270 1.6GHz Processor



## Features

- 10.4" TFT LED backlight LCD with resistive touch screen
- Selectable AT/ATX power mode through the switch inside the chassis
- Fanless cooling system
- System memory up to 2GB SDRAM
- 18V~30V wide range DC power input (optional for LX platform)
- One CompactFlash® slot
- IP 64 compliant front panel
- IEI One Key Recovery solution allows you to create rapid OS backup and recovery (Suggest over 4GB storage capacity)




## Specifications


Model	AFL-10A-LX / AFL-10A-LX24V	AFL-10A-N270
LCD Size	10.4"	
Max Resolution	800 x 600	
Brightness (cd/m <sup>2</sup> )	400	
Contrast Ratio	700:1	
LCD Color	262K	
Pixel Pitch (mm)	0.264 (H) x 0.264 (V)	
Viewing Angle (H-V)	160° / 140°	
Backlight MTBF	50000 hrs (LED Backlight)	
SBC Model	AFLMB-LX-800	AFLMB-945GSE-N270-R10
CPU	AMD Geode™ LX 800 (500MHz)	Intel® Atom™ processor N270 1.6GHz CPU
Chipset	AMD LX 800 + AMD CS5536	Intel® 945GSE + ICH7M
RAM	Supports one 333MHz or 400MHz DDR2 SO-DIMM (1GB Max.)	Supports one 400MHz or 533MHz DDR2 SO-DIM (2GB Max.)
I/O Ports	1 x RS-232 COM Port 1 x RS-232/422/485 COM Port 2 x RJ-45 for 10/100Mbps LAN 2 x USB 2.0 1 x Power Switch 1 x Reset Button 1 x Power Jack 1 x Audio Port	1 x RS-232 COM Port 1 x RS-232/422/485 COM Port 2 x RJ-45 for Giga LAN 2 x USB 2.0 1 x Power Switch 1 x Reset Button 1 x External SATA 1 x Audio Port 1 x Power Jack
SSD	CF Type II	
Watchdog Timer	Software programmable supports 1~255 sec. system reset	
Audio	AMP 1.5W + 1.5W (internal speakers)	
Wireless Connection	1 x Wireless LAN 802.11 b/g Module (internal Mini PCI interface)	1 x Wireless LAN 802.11 b/g/n Module (internal PCIe Mini card interface)
Drive Bay	--	
Construction Front Panel	ABS + PC Plastic front frame	
LED Function	1 x Power on/off LED on front panel	
Mounting	Panel, Wall, Rack, Stand and Arm VESA 75mm x 75mm / 100mm x 100mm	
Front Panel Color	Gray 7539U	
Dimensions (WxHxD) (mm)	276 x 222 x 51	
Operation Temperature (°C)	0°C ~ 50°C	-10°C ~ 50°C
Storage Temperature (°C)	-20°C ~ 60°C	
N/G Weight	1.4 Kg	
IP Level	Front Frame IP64	
Safety & EMC	CE / FCC	
Touch Screen	5-wire resistive type (touch controller IC is on board)	
Power Adapter	P/N: 63000-FSP036RAB608-RS 36W Power Adapter Input: 90VAC~264VAC, 50/60Hz Output: 12VDC	P/N: 63000-FSP036RAB608-RS 36W Power Adapter Input: 90VAC~264VAC, 50/60Hz Output: 12VDC
Power Requirement	12VDC/18~30VDC	12VDC
Power Consumption	25W	28W

## Fully Integrated I/O

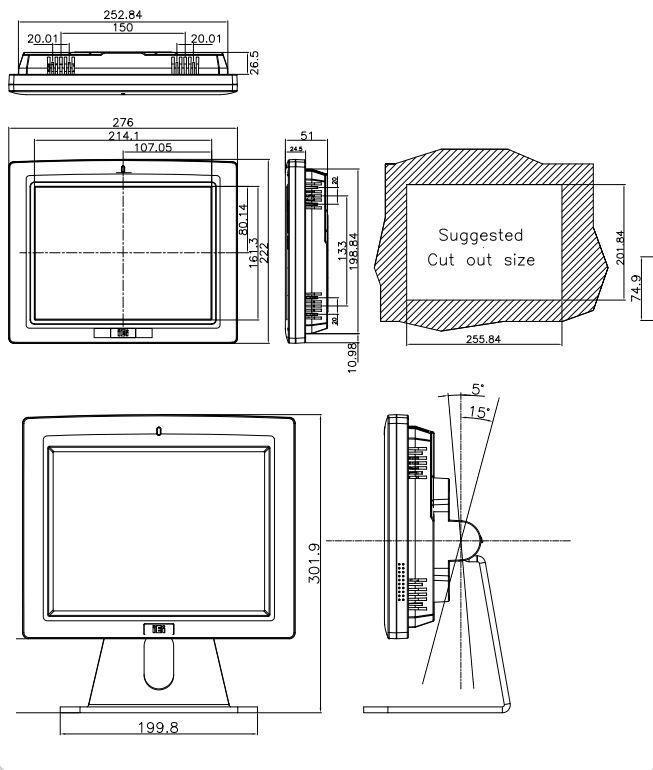
### • AFL-10A-LX



### • AFL-10A-N270



## AFL-10A Dimensions (Unit: mm)



## Ordering Information

Part Number	Description
AFL-10A-LX/R/256-R22	10.4" 400 cd/m <sup>2</sup> , SVGA fanless panel PC with AMD LX-800 CPU, AT/ATX mode, 802.11b/g wireless module, Touch screen and 256MB DDR RAM, R22
AFL-10A-LX/R/512-R22	10.4" 400 cd/m <sup>2</sup> , SVGA fanless panel PC with AMD LX-800 CPU, AT/ATX mode, 802.11b/g wireless module, Touch screen and 512MB DDR RAM, R22
AFL-10A-LX24V/R/256-R22	10.4" 400 cd/m <sup>2</sup> , SVGA fanless panel PC with AMD LX-800 CPU, 18~30VDC input, AT/ATX mode, 802.11b/g wireless module, Touch screen and 256MB DDR RAM, R22
AFL-10A-LX24V/R/512-R22	10.4" 400 cd/m <sup>2</sup> , SVGA fanless panel PC with AMD LX-800 CPU, 18~30VDC input, AT/ATX mode, 802.11b/g wireless module, Touch screen and 512MB DDR RAM, R22
AFL-10A-N270/R/1G-R23	10.4" 400cd/m <sup>2</sup> SVGA fanless panel PC with Intel® Atom™ N270 1.6GHz, 802.11b/g/n wireless module, touch screen, 1GB DDR2 533, R23

Note: AFL-10A-LX24V model is without power adapter

## Options

Model	AFL-10A-LX	AFL-10A-N270
Panel Mounting Kit	AFLPK-12	
Wall Mounting Kit	AFLWK-12	
Rack Mounting Kit	AFLRK-10	
Arm	ARM-11-RS / ARM-31-RS	
Stand	STAND-A12 / STAND-100-RS	
VSTAND	VSTAND-A10	
9~30VDC to 12VDC Converter Module	IDD-930160-KIT	
OS: Win CE 5.0 (128 MB CF card)	AFLCF-10-LX-CE-R21	--
OS: Win CE 6.0 (128 MB CF card)	AFLCF-10-LX-CE060-R21	AFLCF-10-N270-CE060-R21
OS: Win XPE (1 GB CF card)	AFLCF-10-LX-XPE-R21	AFLCF-10-N270-XPE-R21
OS: LINUX (2 GB CF card)	AFLCF-10-LX-LNX-R21	AFLCF-10-N270-LNX-R21
OS: Win 7 Embedded (2GB CF card)	--	AFLCF-10-N270-WEST7E-R21
Hybrid Card Reader	AFLP-10AMSI-U	
Magnetic Stripe Reader	AFLP-10AMSR-U	
DC 12V Input UPS	AUPS-A10-R10 (7.4V 3800mAh)	
DC 9~36V Input UPS	AUPS-A20-R10 (7.4V 3800mAh)	
Bluetooth V2.0+EDR	AFL-BT-KIT02-R10	

## ISMM Supported Functions

	Voltage	Fan	Smart Fan	Temperature	DIO	WDT	Cash Drawer
AFL-10A-LX	V			V		V	
AFL-10A-N270	V			V		V	

## Packing List

Item	Part Number	Q'ty	Specification
Screw Pack	44013-030041-RS	4	M3;5mm
Power Adpater	63000-FSP036RAB608-RS	1	90~264V AC; 12V DC; 36W
Power Cord	32000-000002-RS	1	1750mm; European Standard
Utility CD	7B000-000087-RS	1	
Touch Pen	43125-0002C0-00-RS	1	
One Key Recovery CD		1	

Note: AFL-10A-LX24V model is without power adapter