





Ordering Information

List of Models (Completely Assembled)



Non-lighted Models (Without EMO/EMS Indication)

Operation		Set Model	Color of cap
Appearance	Contact configuration (Number of switch blocks)		
40-dia. head Medium Pull-reset A22E-MP 	1NC (1)	A22E-MP-01	Red
	1NC, 1NO (2)	A22E-MP-11	
	2NC (2)	A22E-MP-02	
30-dia. head Small Turn-reset A22E-S 	1NC (1)	A22E-S-01 *	
	1NC, 1NO (2)	A22E-S-11 *	
	2NC (2)	A22E-S-02 *	
	2NC, 1NO (3)	A22E-S-12 *	
40-dia. head Medium Turn-reset A22E-M 	3NC (3)	A22E-S-03 *	
	1NC (1)	A22E-M-01 *	
	1NC, 1NO (2)	A22E-M-11 *	
	2NC (2)	A22E-M-02 *	
60-dia. Large Turn-reset A22E-L 	2NC, 1NO (3)	A22E-M-12 *	
	3NC (3)	A22E-M-03 *	
	1NC (1)	A22E-L-01 *	
	1NC, 1NO (2)	A22E-L-11 *	
	2NC (2)	A22E-L-02 *	

* Models with Korean S-mark certification

Note: Yellow cap models are also available (not for emergency stop use). Contact your OMRON representative.

Non-lighted Models (With EMO/EMS Indication)

Operation		Set Model	Color of cap
Appearance	Contact configuration (Number of switch blocks)		
40-dia. head Medium Turn-reset With EMO Indication 	1NC (1)	A22E-M-01-EMO *	Red
		A22E-M-01-EMO-RD	
	1NC, 1NO (2)	A22E-M-11-EMO *	
		A22E-M-11-EMO-RD	
	2NC (2)	A22E-M-02-EMO *	
		A22E-M-02-EMO-RD	
	2NC, 1NO (3)	A22E-M-12-EMO *	
		A22E-M-12-EMO-RD	
	3NC (3)	A22E-M-03-EMO *	
		A22E-M-03-EMO-RD	
40-dia. head Medium Turn-reset With EMS Indication 	1NC (1)	A22E-M-01-EMS *	
		A22E-M-01-EMS-RD	
	1NC, 1NO (2)	A22E-M-11-EMS *	
		A22E-M-11-EMS-RD	
	2NC (2)	A22E-M-02-EMS *	
		A22E-M-02-EMS-RD	
	2NC, 1NO (3)	A22E-M-12-EMS *	
		A22E-M-12-EMS-RD	
	3NC (3)	A22E-M-03-EMS *	
		A22E-M-03-EMS-RD	

* Models with Korean S-mark certification



Note: The colors of switch blocks are as follows:

NO (a-contact): Black

NC (b-contact): Red


The above illustration shows the 2NC (2b-contact) configuration.

Lighted Models

Appearance	Operation		Push-lock turn-reset system	Color of cap
	Contacts (Number of switch blocks)	LED Lamp voltage	Set Model	
40-dia. head Push-lock Turn-reset Lighting unit (Direct lighting) A22E 	1NC (1)	6 VAC/VDC	A22EL-M-6A-01 *	Red
		12 VAC/VDC	A22EL-M-12A-01 *	
		24 VAC/VDC	A22EL-M-24A-01 *	
	1NC, 1NO (2)	6 VAC/VDC	A22EL-M-6A-11 *	
		12 VAC/VDC	A22EL-M-12A-11 *	
		24 VAC/VDC	A22EL-M-24A-11 *	
	2NC (2)	6 VAC/VDC	A22EL-M-6A-02 *	
		12 VAC/VDC	A22EL-M-12A-02 *	
		24 VAC/VDC	A22EL-M-24A-02 *	
40-dia. head Push-lock Turn-reset Lighting unit (Voltage-reduction lighting) A22E 	1NC (1)	100 VAC	A22EL-M-T1-01	
		200 VAC	A22EL-M-T2-01	
	1NC, 1NO (2)	100 VAC	A22EL-M-T1-11	
		200 VAC	A22EL-M-T2-11	
	2NC (2)	100 VAC	A22EL-M-T1-02	
		200 VAC	A22EL-M-T2-02	

* Models with Korean S-mark certification

Switch with Integrated Control Box

Appearance	Contact configuration (Number of switch blocks)	Model
	1NC (1)	A22E-M-01B *
	1NC, 1NO (2)	A22E-M-11B *
	2NC (2)	A22E-M-02B *

Note: The A22Z-B101Y Control Box is used.

* Models with Korean S-mark certification