

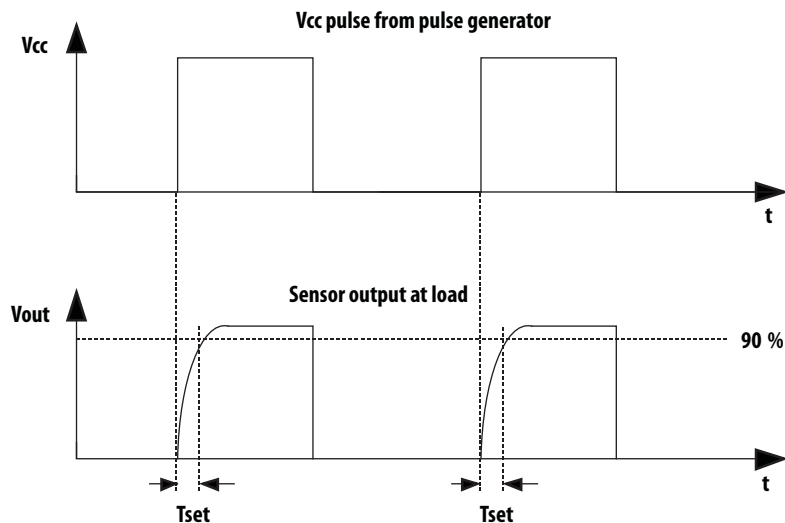
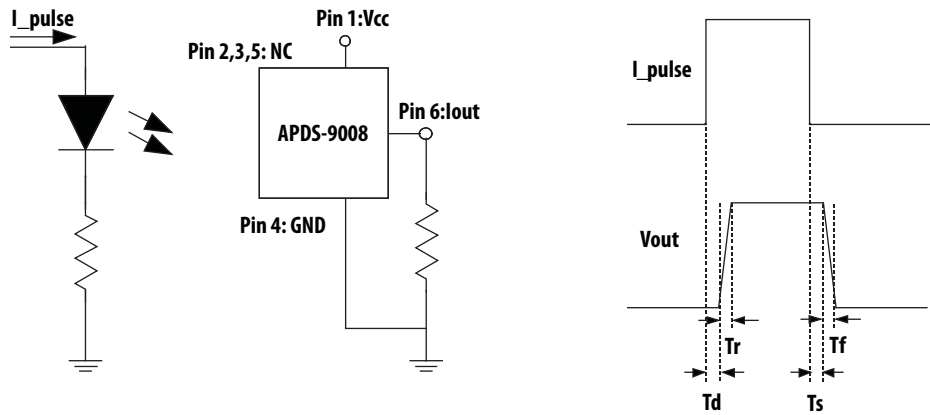
Electrical & Optical Specifications (Ta=25°C)

Parameter	Symbol	Min.	Typ.	Max.	Units	Conditions
Supply Current	ICC		42		μA	Vcc = 1.8V, Lux = 100 (2)
Photo Current (I)	I _{PH1}	28	40	52	μA	Vcc = 1.8V, Lux = 100 (2)
Photo Current (II)	I _{PH2}		44		μA	Vcc = 1.8V, Lux = 100 (1)
Dark Current	I _{DARK}		300		nA	Vcc = 1.8V, Lux = 0
Light Current Ratio	I _{PH2} /I _{PH1}		1.1			Incandescent light / Fluorescent light
Rise Time	Tr		5		ms	R1 = 1Kohm, Lux = 100
Fall Time	Tf		5		ms	R1 = 1Kohm, Lux=100
Settling Time	T _{set}		10		ms	R1=2.4Kohm,Lux=100
Peak sensitivity wavelength	λ		565		nm	
Propagation delay	Td		5		ms	R1 = 1Kohm, Lux = 100
Storage delay	Ts		5		ms	R1 = 1Kohm, Lux=100
Saturation voltage	Vsat	1.5			V	R1 = 100Kohm, Lux = 100, Vcc=1.8V

Notes :

1. Illuminance by CIE standard light source (Incandescent lamp)
2. Fluorescence light is used as light source, white LED is substituted in a mass production process.

Light Measurement Circuit and Waveforms



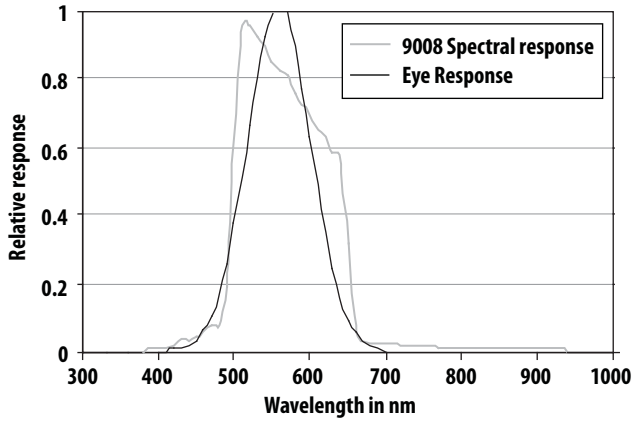


Figure 2. Relative Spectral Response Vs Wavelength

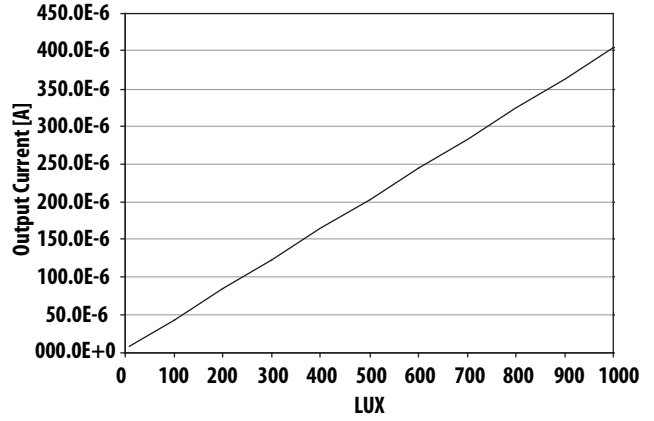


Figure 3. Average Iout Vs Lux (Vcc=1.8v, T=25°C, White LED source)

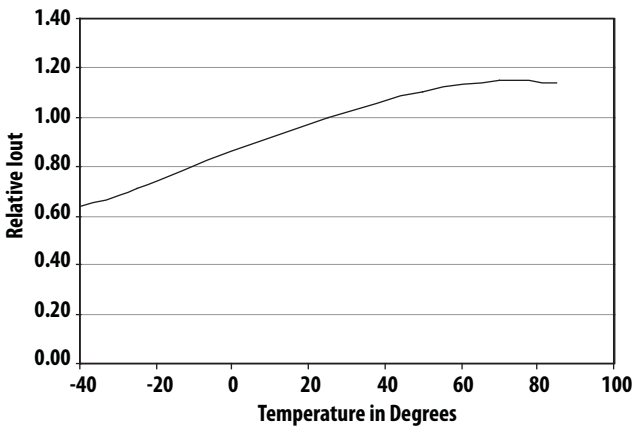


Figure 4. Relative Iout Vs Temp (Vcc=1.8v, 100 Lux)

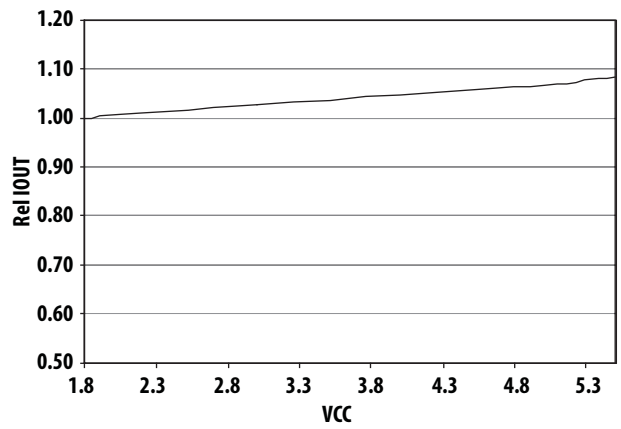


Figure 5. Relative Iout Vs Vcc (T=25°C, 100 Lux)

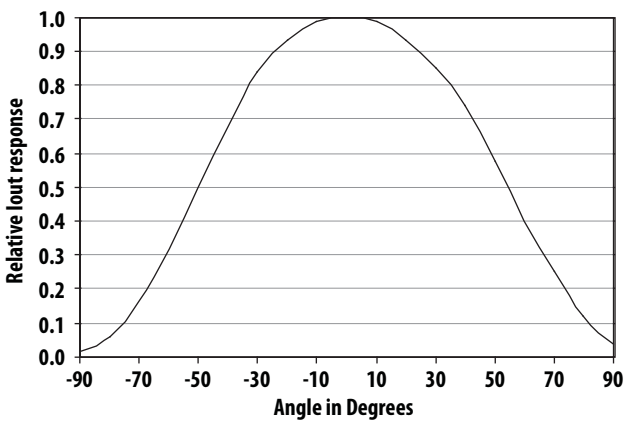


Figure 6. Relative Iout Vs Angle (Vcc=1.8v, T=25°C)

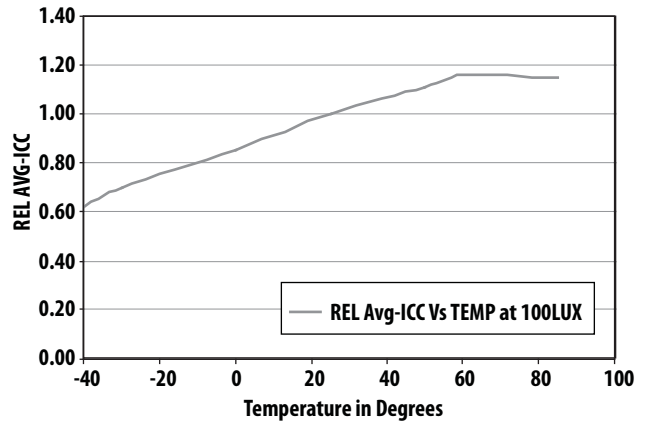


Figure 7. Relative Average Icc Vs Temp (Vcc=1.8v, T=25°C, 100 Lux)