
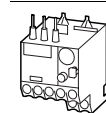


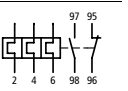
ZE Moeller HPL0211-2007/2008 <http://catalog.moeller.net>

| Overload releases | Contact sequence  | Auxiliary contacts |                | For use with | Short-circuit protection |                       |
|-------------------|---|--------------------|----------------|--------------|--------------------------|-----------------------|
|                   |   | N/O = Normally     | N/C = Normally |              | Type "1" coordination    | Type "2" coordination |
| $I_r$             |   |                    |                |              | gG/gL                    | gG/gL                 |
| A                 |  |                    |                | A            | A                        | A                     |


**ZE overload relay for mini contactor**Phase failure sensitivity to IEC/EN 60947  
For direct mounting

PTB 01 ATEX 3331

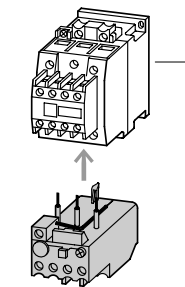


| Overload release | Contact sequence  | Auxiliary contacts | For use with | Short-circuit protection          |
|------------------|---|--------------------|--------------|-----------------------------------|
| 0.1...0.16       |  | 1 N/O              | 1 N/C        | DILEM<br>DIULEM/21/MV<br>SDAINLEM |
| 0.16...0.24      |   |                    |              | 20                                |
| 0.24...0.4       |   |                    |              | 0.5                               |
| 0.4...0.6        |   |                    |              | 1                                 |
| 0.6...1          |   |                    |              | 2                                 |
| 1...1.6          |   |                    |              | 2                                 |
| 1.6...2.4        |   |                    |              | 4                                 |
| 2.4...4          |   |                    |              | 6                                 |
| 4...6            |   |                    |              | 6                                 |
| 6...9            |   |                    |              | 10                                |

<http://catalog.moeller.net> Moeller HPL0211-2007/2008 ZE

| Part no.<br>Article no.  | Price<br>see price list | Std. pack | Notes  |
|--------------------------|-------------------------|-----------|--|
| <b>ZE-0,16</b><br>014263 |                         | 1 off     | Overload release: tripping class 10 A<br>Short-circuit protection: Observe the maximum permissible fuse of the contactor with direct device mounting.<br> Observe manual AWB2300-1425, German or English. |
| <b>ZE-0,24</b><br>014285 |                         |           |  |
| <b>ZE-0,4</b><br>014300  |                         |           |  |
| <b>ZE-0,6</b><br>014333  |                         |           |  |
| <b>ZE-1,0</b><br>014376  |                         |           |  |
| <b>ZE-1,6</b><br>014432  |                         |           |  |
| <b>ZE-2,4</b><br>014479  |                         |           |  |
| <b>ZE-4</b><br>014518    |                         |           |  |
| <b>ZE-6</b><br>014565    |                         |           |  |
| <b>ZE-9</b><br>014708    |                         |           |  |

When fitted directly to the contactor a clearance of at least 5 mm is required between the overload relays.

1 Contactor  
Accessories  
Manual

→ page 5/3  
 → page 2/39  
 → page 6/18





ZB

Moeller HPL0211-2007/2008

http://catalog.moeller.net

Setting range  
Overload releases

Contact sequence

Auxiliary contacts

For use with

Short-circuit protection

$I_r$

A



N/O =  
Normally

N/C =  
Normally

Type "1"  
coordination  
gG/gL

A



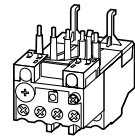
Type "2"  
coordination  
gG/gL

A

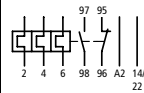


ZB12 overload relays

Phase failure sensitivity to IEC/EN 60947, VDE 0660 Part 102  
For direct mounting



|             |
|-------------|
| 0.1...0.16  |
| 0.16...0.24 |
| 0.24...0.4  |
| 0.4...0.6   |
| 0.6...1     |
| 1...1.6     |
| 1.6...2.4   |
| 2.4...4     |
| 4...6       |
| 6...10      |
| 9...12      |
| 12...16     |



1 N/O

1 N/C

DILM7, DILM9,  
DILM12,  
DILM15,  
DIULM7,  
DIULM9,  
DIULM12,  
SDAINLM12,  
SDAINLM16,  
SDAINLM22

25

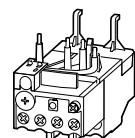
|     |
|-----|
| 0.5 |
| 1   |
| 2   |
| 4   |
| 4   |
| 6   |
| 10  |
| 16  |
| 20  |

50

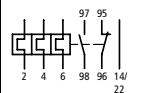
25

ZB32 overload relays

Phase failure sensitivity to IEC/EN 60947, VDE 0660 Part 102  
For direct mounting



|             |
|-------------|
| 0.1...0.16  |
| 0.16...0.24 |
| 0.24...0.4  |
| 0.4...0.6   |
| 0.6...1     |
| 1...1.6     |
| 1.6...2.4   |
| 2.4...4     |
| 4...6       |
| 6...10      |
| 10...16     |
| 16...24     |
| 24...32     |



1 N/O

1 N/C

DILM17,  
DILM25,  
DILM32,  
DIULM17,  
DIULM25,  
DIULM32,  
SDAINLM30,  
SDAINLM45,  
SDAINLM55

25

|     |
|-----|
| 0.5 |
| 1   |
| 2   |
| 4   |
| 4   |
| 6   |
| 10  |
| 16  |
| 20  |
| 50  |
| 63  |
| 100 |
| 125 |

50

25

63

35

100

35

125

63

http://catalog.moeller.net

Moeller HPL0211-2007/2008

ZB



Part no.  
Article no.

Price  
see price list

Std. pack

Notes

|                     |
|---------------------|
| ZB12-0,16<br>278431 |
| ZB12-0,24<br>278432 |
| ZB12-0,4<br>278433  |
| ZB12-0,6<br>278434  |
| ZB12-1<br>278435    |
| ZB12-1,6<br>278436  |
| ZB12-2,4<br>278437  |
| ZB12-4<br>278438    |
| ZB12-6<br>278439    |
| ZB12-10<br>278440   |
| ZB12-12<br>278441   |
| ZB12-16<br>290168   |

1 off

Overload release: tripping class 10 A  
Short-circuit protection: Observe the  
maximum permissible fuse of the contactor  
with direct device mounting.

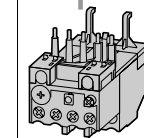
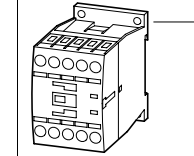
Suitable for protection of EEx e-motors.



PTB 04 ATEX 3022

Observe manual AWB2300-1527D/GB.

Fitted directly to the contactor



1 Contactor

→ 5/17

|                     |
|---------------------|
| ZB32-0,16<br>278442 |
| ZB32-0,24<br>278443 |
| ZB32-0,4<br>278444  |
| ZB32-0,6<br>278445  |
| ZB32-1<br>278446    |
| ZB32-1,6<br>278447  |
| ZB32-2,4<br>278448  |
| ZB32-4<br>278449    |
| ZB32-6<br>278450    |
| ZB32-10<br>278451   |
| ZB32-16<br>278452   |
| ZB32-24<br>278453   |
| ZB32-32<br>278454   |

1 off

Overload release: tripping class 10 A  
Short-circuit protection: Observe the  
maximum permissible fuse of the contactor  
with direct device mounting.

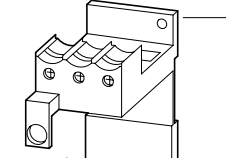
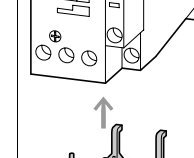
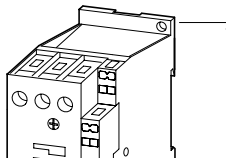
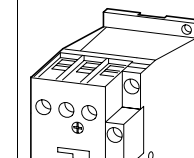
Suitable for protection of EEx e-motors.



PTB 04 ATEX 3022

Observe manual AWB2300-1527D/GB.

Fitted directly to the contactor Separate mounting



1 Contactor

2 Bases

→ 5/17

→ 6/18