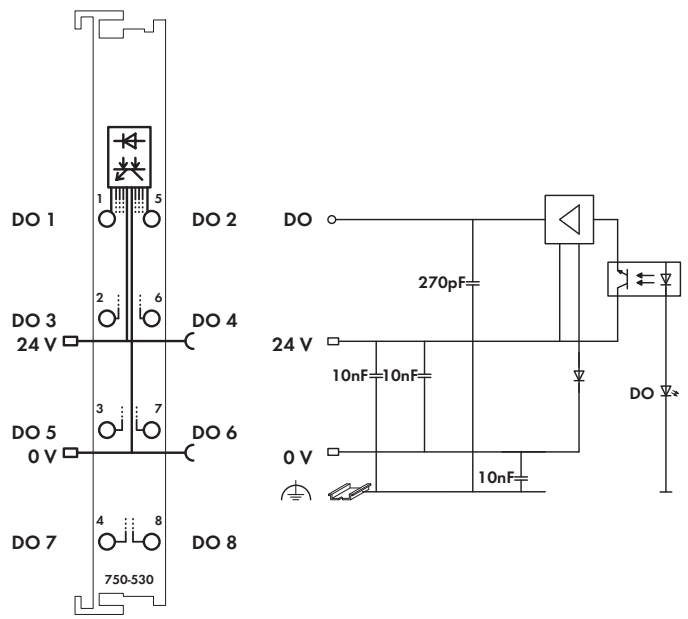
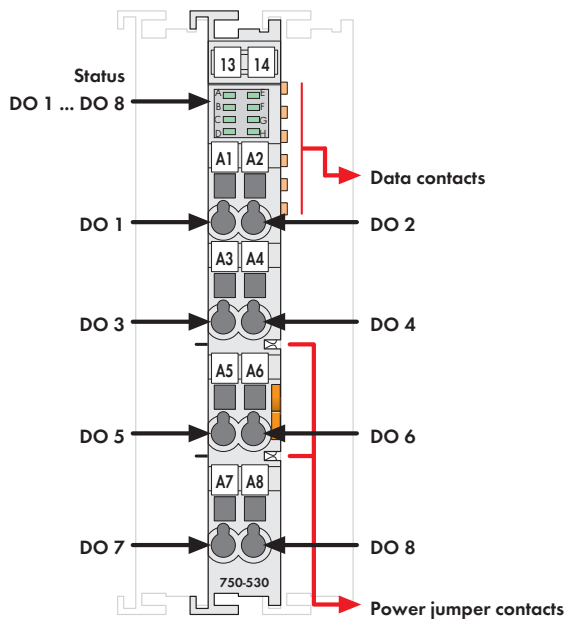


# 8-Channel Digital Output Module 24 V DC

Short-circuit protected; high-side switching







**Fig. 750 Series**  
Delivered without miniature WSB markers

**NOTE:** Connection point marking (i.e., 1 ... 8) does not refer to channel assignment

The digital output module provides 8 channels at a width of just 12mm (0.47in.).  
The connected load is switched via digital output from the control system.

All outputs are short-circuit proof.

Field and system levels are electrically isolated.

Description	Item No.	Pack. Unit
8DO 24V DC 0.5A	750-530	1
8DO 24V DC 0.5A/T	750-530/025-000	1
Extended temperature range: -20 °C ... +60 °C		
8DO 24V DC 0.5A (without connector)	753-530	1
Accessories		
 753 Series Connectors	753-110	25
 Coding elements	753-150	100
<b>Miniature WSB Quick marking system</b>		
 plain	248-501	5
 with marking	see Section 11	
Approvals		
Conformity marking	CE	
Korea Certification	KC	
Marine applications (versions upon request)	ABS, BV, DNV, GL, KR, LR, NKK, PRS, RINA	
UL 508	-	
ANSI/ISA 12.12.01	Class I, Div. 2, Grp. ABCD, T4	
TÜV 12.1297 X (Brasilien)	Ex nA IIC T4 Gc (750-530)	
TÜV 07 ATEX 554086 X	I M2 Ex d I Mb, II 3 G Ex nA IIC T4 Gc, II 3 D Ex tc IIIC T135°C Dc	
Permissible ambient temperature 0 °C ... +60 °C		
IECEx TUN 09.0001 X	Ex d I Mb, Ex nA IIC T4 Gc, Ex tc IIIC T135°C Dc	
Permissible ambient temperature 0 °C ... +60 °C		

Technical Data	
No. of outputs	8
Current consumption (internal)	25 mA
Voltage via power jumper contacts	24 V DC (-25 % ... +30 %)
Type of load	resistive, inductive, lamps
Max. switching frequency	2 kHz
Output current (max.)	0.5 A, short-circuit protected
Inductive load switch off energy	
dissipation W (max.)	0.9 J; L max = 2 x W max / I <sup>2</sup>
Current consumption typ. (field side)	15 mA + charge
Isolation	500 V system/supply
Internal bit width	8 bits
Wire connection	CAGE CLAMP®
Cross sections	0.08 mm <sup>2</sup> ... 2.5 mm <sup>2</sup> / AWG 28 ... 14
Strip lengths, 750/753 Series	8 ... 9 mm / 0.33 in 9 ... 10 mm / 0.37 in
Width	12 mm
Weight	50.7 g
EMC immunity of interference	acc. to EN 61000-6-2, marine applications
EMC emission of interference	acc. to EN 61000-6-4, marine applications