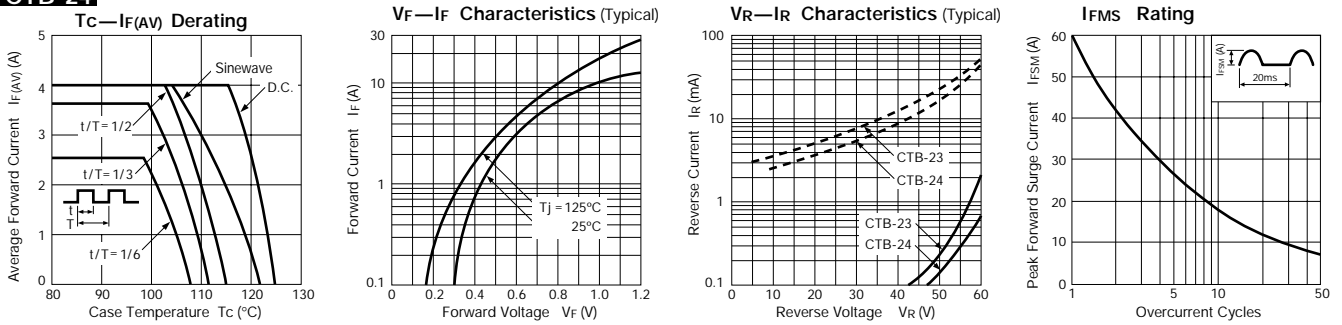


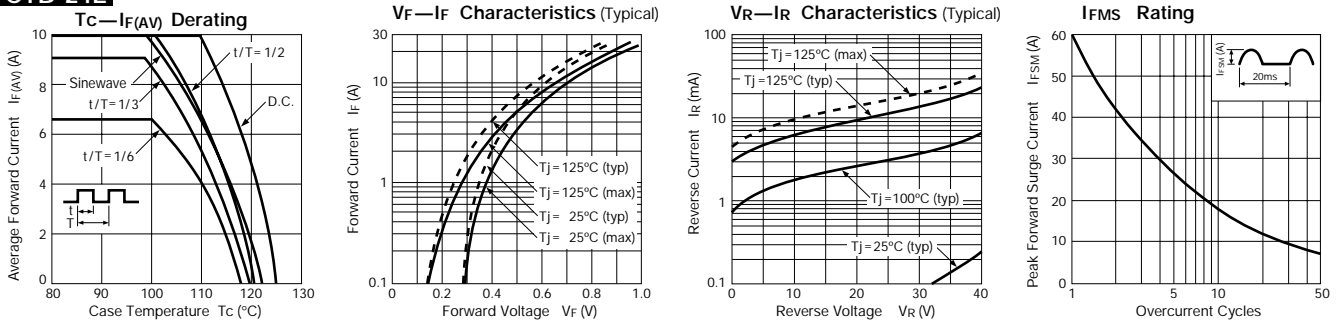
Schottky Barrier Diodes (Center-tap) 40V

Parameter Type No.	Absolute Maximum Ratings					Electrical Characteristics (Ta=25°C)						Others				
	V _{RM} (V)	I _{F(AV)} (A) With Heatsink	I _{FSM} (A) 50Hz Half-cycle Sinewave Single Shot	T _J (°C)	T _{stg} (°C)	V _F (V) max per element	I _R (mA)	I _R (H) (mA) V _R =V _{RM} , Ta=100°C max per element	trr (ns)	I _F /I _{RP} (mA)	R _{th(j-c)} (°C/W)	Mass (g)	Fig.			
														I _F (A)	V _R =V _{RM} max per element	I _F /I _{RP} (mA)
CTB-24	40	4.0	60	-40 to +150	0.55	2.0	5.0	50	200	100/100	3.0	2.6	Ⓐ			
CTB-24L		10.0				5.0								35		
CTB-34		15.0	10.0			65	100	500/500						1.5	6.1	Ⓑ
CTB-34M		30.0	15.0			100										

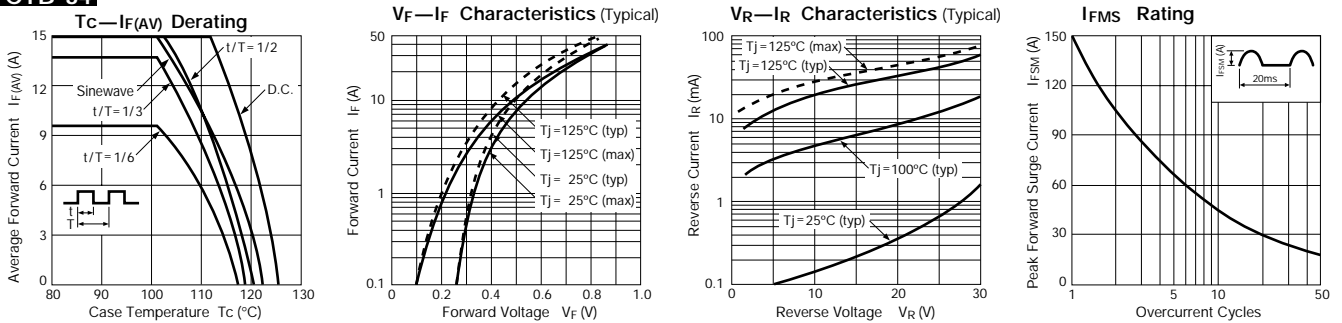
CTB-24



CTB-24L

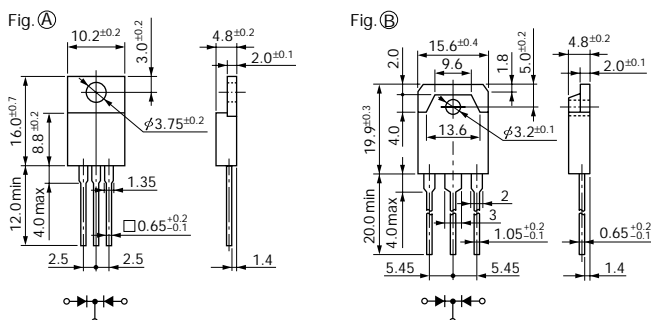


CTB-34

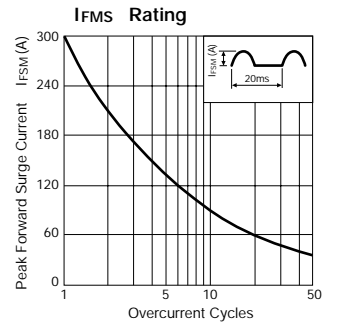
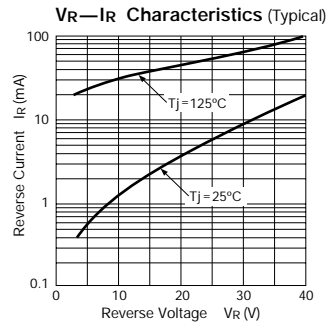
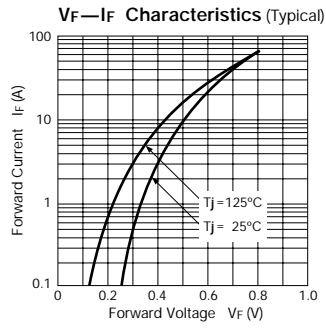
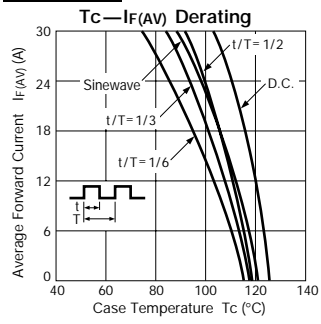


External Dimensions (Unit: mm)

Flammability:
UL94V-0 or Equivalent



CTB-34M



This datasheet has been downloaded from:

www.DatasheetCatalog.com

Datasheets for electronic components.