

Features

- Formerly a **KOMATSULITE™** product
- Miniature Thermal Cutoff (TCO) device
- Low current type
- Overtemperature and overcurrent protection for lithium polymer and prismatic cells
- Controls abnormal, excessive current virtually instantaneously
- Wide range of temperature options

Applications

Battery cell protection for:

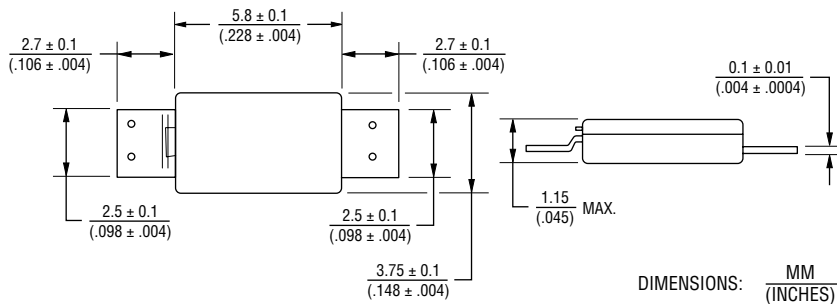
- Notebook PCs
- Tablet PCs
- Smart phones
- Mobile phones

LC Series Breaker (Thermal Cutoff Device)

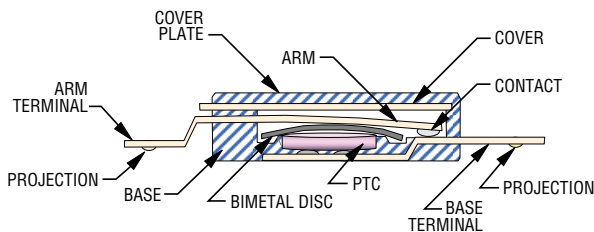
Ratings

Specification	Model			
	LC72AY-1	LC77AY-1	LC82AY-1	LC85AY-1
Trip Temperature	72 °C ± 5 °C	77 °C ± 5 °C	82 °C ± 5 °C	85 °C ± 5 °C
Reset Temperature	40 °C min.			
Contact Rating	DC9V / 12 A, 6000 cycles			
Maximum Breaking Current	DC5V / 40 A, 100 cycles			
Maximum Voltage	DC28V / 5 A, 100 cycles			
Minimum Holding Voltage	2 V @ 25 °C for 1 minute			
Maximum Leakage Current	150 mA max. @ 25 °C			
Resistance	10 ± 5 milliohms max.			

Product Dimensions



Product Structure



AVAILABLE WITH AND WITHOUT PROJECTIONS.

Agency Recognition

Description	
UL, cUL	File Number: E215638
TUV	File Number: R50188566

How to Order

Series Designator	LC 72 A Y - 1
Trip Temperature (±5 °C)	<ul style="list-style-type: none"> • 72 • 77 • 82 • 85
Arm Material	A = Cu Alloy
Manufacturer's Internal Code	
Terminal Type	(with/without Projection & Terminal Length)

* RoHS Directive 2002/95/EC Jan. 27, 2003 including annex and RoHS Recast 2011/65/EU June 8, 2011.

** Bourns considers a product to be "halogen free" if (a) the Bromine (Br) content is 900 ppm or less; (b) the Chlorine (Cl) content is 900 ppm or less; and (c) the total Bromine (Br) and Chlorine (Cl) content is 1500 ppm or less.

Specifications are subject to change without notice.

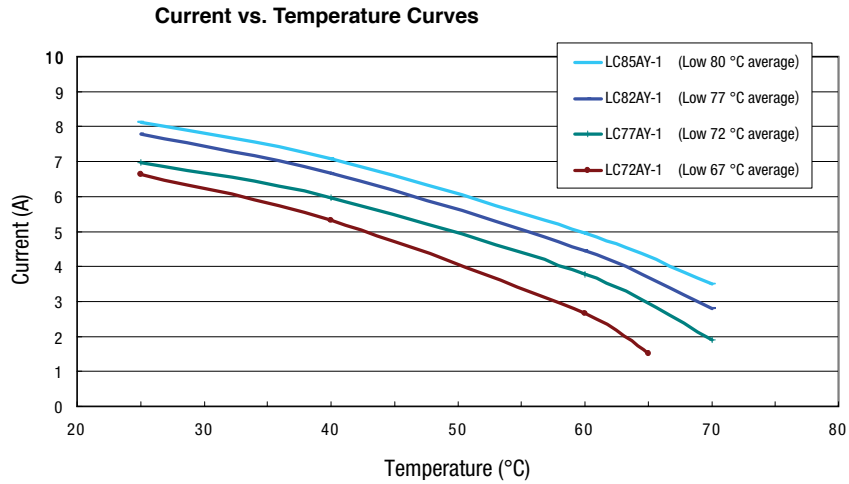
The device characteristics and parameters in this data sheet can and do vary in different applications and actual device performance may vary over time.

Users should verify actual device performance in their specific applications.

LC Series Breaker (Thermal Cutoff Device)

BOURNS®

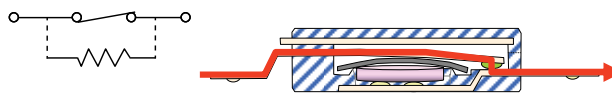
Typical Performance



Place test samples in oven at 25 °C, 40 °C, 60 °C and 70°C and increase current flow through the sample at a rate of 0.1 A/minute and record current value when sample trips.

Operation

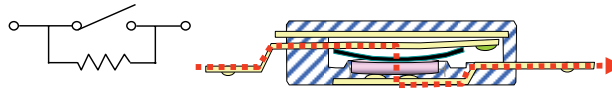
NORMAL CIRCUIT



CURRENT

EXCESSIVE
CURRENT
AND/OR
HEAT

CIRCUIT
AFTER OPENING



VERY LOW CURRENT

Specifications are subject to change without notice.

The device characteristics and parameters in this data sheet can and do vary in different applications and actual device performance may vary over time. Users should verify actual device performance in their specific applications.