

## 216 Series, 5x20 mm, Fast-Acting Fuse



### Description

5x20mm fast-acting ceramic body cartridge fuse designed to IEC specification.












### Features

- Designed to International (IEC) Standards for use globally
- Meets the IEC 60127-2, sheet 1 specification for fast-acting fuses
- Available in cartridge and axial lead form
- RoHS compliant and lead-free

### Applications

Used as supplementary protection in appliance or utilization equipment to provide individual protection for components or internal circuits.

### Agency Approvals

Agency	Agency File Number	Ampere Range
	Cartridge Certificates: 1-5A NBK 080205-E10480A 6.3A-10A NBK 250702-E10480E 12.5A NBK 240108-JP1021C 16A NBK 240108-JP1021E	1A – 16A
	Leaded Certificates: 1-5A NBK 080205-E10480B 6.3A-10A NBK 250702-E10480F 12.5A NBK 240108-JP1021D 16A NBK 240108-JP1021F	
	Certificates: 2003010207079960	50mA – 6.3A
	Certificates: SU05001-2013	1A – 10A
	Recognised File: E10480 Guide: JDYX2	50mA – 10A 12.5A, 16A
	File: 029862 Acc. Class: LR1422-30	
	File: 1402843	50mA – 10A 16A
	License: 40013834	50mA – 6.3A *8A, *10A
	License: 40016442	*12.5A
	License: KM41462	1A – 6.3A
	Certificates: J50248090	8A – 16A
		50mA – 16A

\*Approval for Cartridge versions only

### Electrical Characteristics for Series

% of Ampere Rating	Ampere Rating	Opening Time
150%	50mA – 4A	60 minutes, Minimum
	5A – 6.3A	60 minutes, Minimum
	8A – 16A	30 minutes, Minimum
210%	50mA – 4A	30 minutes, Maximum
	5A – 6.3A	30 minutes, Maximum
	8A – 16A	30 minutes, Maximum
275%	50mA – 4A	0.01 sec., Min.; 2 sec. Max.
	5A – 6.3A	0.01 sec., Min.; 3 sec. Max.
	8A – 16A	0.04 sec., Min.; 20 sec. Max.
400%	50mA – 4A	.003 sec., Min.; 0.3 sec. Max.
	5A – 6.3A	.003 sec., Min.; 0.3 sec. Max.
	8A – 16A	.01 sec., Min.; 1.0 sec. Max.
1000%	50mA – 4A	.02 seconds, Maximum
	5A – 6.3A	.02 seconds, Maximum
	8A – 16A	.03 sec.onds, Maximum

### Additional Information



**Datasheet**



**Resources**



**Samples**

# Axial Lead & Cartridge Fuses

5x20 mm > Fast-Acting > 216 Series

## Electrical Characteristics Specifications by Item

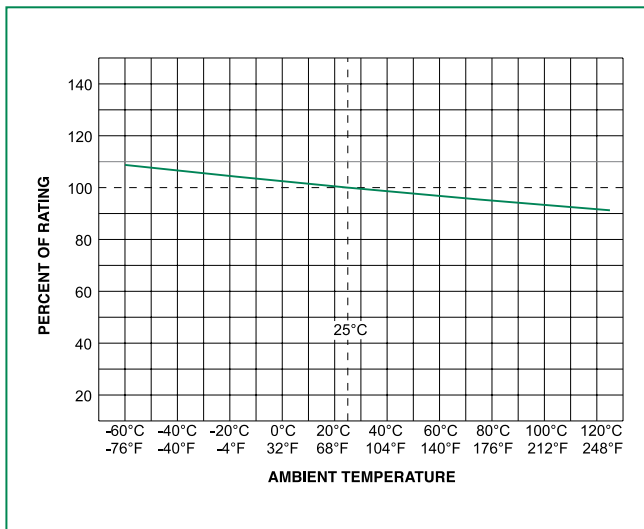
Amp Code	Amp Rating (A)	Voltage Rating (V)	Interrupting Rating	Nominal Cold Resistance (Ohms)	Nominal Melting I <sup>2</sup> t (A <sup>2</sup> sec)	Maximum Voltage Drop at Rated Current (mV)	Maximum Power Dissipation at 1.5I <sub>n</sub> (W)	Agency Approvals											
								UL	UL	UL	UL	UL	UL	UL	UL	UL	UL	UL	
.050	0.05	250	1500A@ 250Vac	15.9000	0.00019	10000	1.6				x	x	x	x	x	x			
.063	0.063	250		10.4500	0.00054	8800	1.6				x	x	x	x	x	x			
.080	0.08	250		7.8850	0.00084	7600	1.6				x	x	x	x	x	x			
.100	0.1	250		5.7925	0.00450	7000	1.6				x	x	x	x	x	x			
.125	0.125	250		3.6750	0.00546	5000	1.6				x	x	x	x	x	x			
.160	0.16	250		5.3490	0.00576	4300	1.6				x	x	x	x	x	x			
.200	0.2	250		3.3500	0.00439	3500	1.6				x	x	x	x	x	x			
.250	0.25	250		2.3500	0.00891	2800	2.5				x	x	x	x	x	x			
.315	0.315	250		1.8500	0.01000	2500	2.5				x	x	x	x	x	x			
.500	0.5	250		0.8660	0.16500	1800	2.5				x	x	x	x	x	x			
.630	0.63	250		0.4650	0.17500	1500	2.5				x	x	x	x	x	x			
.800	0.8	250		0.2950	0.28500	1200	2.5				x	x	x	x	x	x			
001.	1	250		0.2370	0.18000	1000	2.5		x	x	x	x	x	x	x	x			x
1.25	1.25	250		0.1530	0.48000	800	4		x	x	x	x	x	x	x	x			x
01.6	1.6	250		0.1112	1.00500	600	4		x	x	x	x	x	x	x	x			x
002.	2	250		0.0764	1.87000	500	4		x	x	x	x	x	x	x	x			x
02.5	2.5	250		0.0584	2.69500	400	4		x	x	x	x	x	x	x	x			x
3.15	3.15	250		0.0368	6.70000	350	4		x	x	x	x	x	x	x	x			x
004.	4	250		0.0247	14.99500	300	4		x	x	x	x	x	x	x	x			x
005.	5	250		0.0183	27.46000	250	4		x	x	x	x	x	x	x	x			x
06.3	6.3	250	0.0137	56.43000	200	4		x	x	x	x	x	x	x	x			x	
008.	8	250	0.0123	64.31500	200	4			x		x	x	x	x	x*		x	x	
010.	10	250	0.0079	154.34000	200	4			x		x	x	x	x	x*		x	x	
12.5	12.5	250	0.0057	175.00000	200	N/A**					x	x		x		x*	x	x	
016.	16	250	750A@ 250Vac	0.0040	462.50000	200	N/A**				x	x	x	x			x	x	

\* Approval for cartridge versions only.

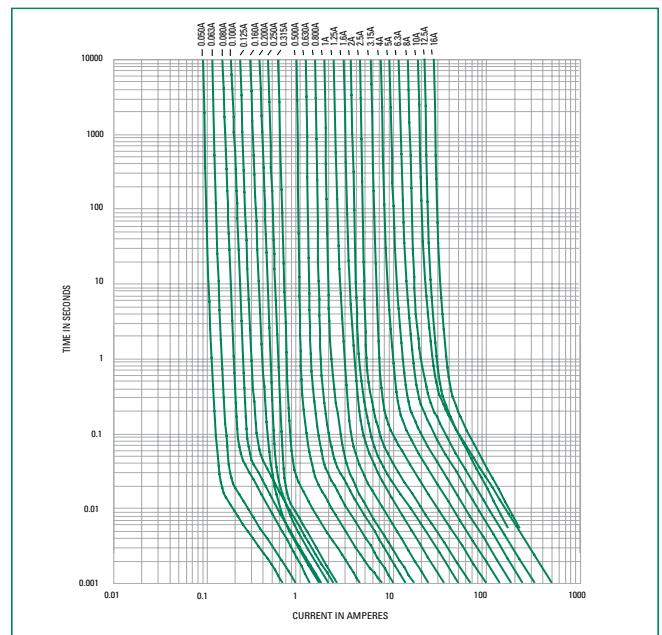
N/A\*\* - Please contact Littelfuse for details on these parameters

I<sup>2</sup>t test at 10x rated current

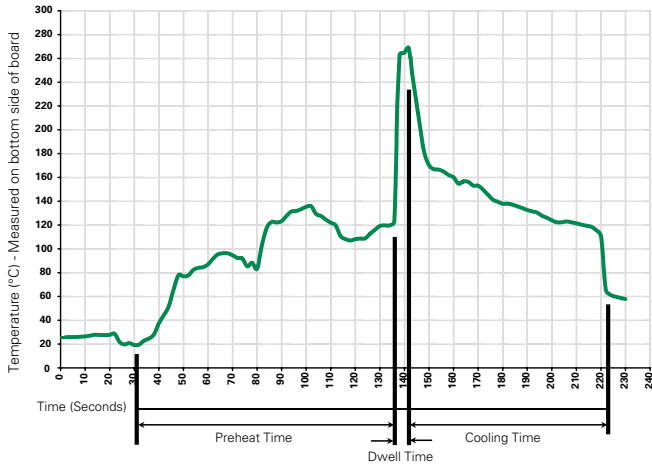
## Temperature Rerating Curve



## Average Time Current Curves



## Soldering Parameters - Wave Soldering



### Recommended Process Parameters:

Wave Parameter	Lead-Free Recommendation
<b>Preheat:</b> (Depends on Flux Activation Temperature) (Typical Industry Recommendation)	
Temperature Minimum:	100° C
Temperature Maximum:	150° C
Preheat Time:	60-180 seconds
<b>Solder Pot Temperature:</b>	260° C Maximum
<b>Solder Dwell Time:</b>	2-5 seconds

### Recommended Hand-Solder Parameters:

Solder Iron Temperature: 350° C +/- 5° C  
 Heating Time: 5 seconds max.

**Note: These devices are not recommended for IR or Convection Reflow process.**

## Product Characteristics

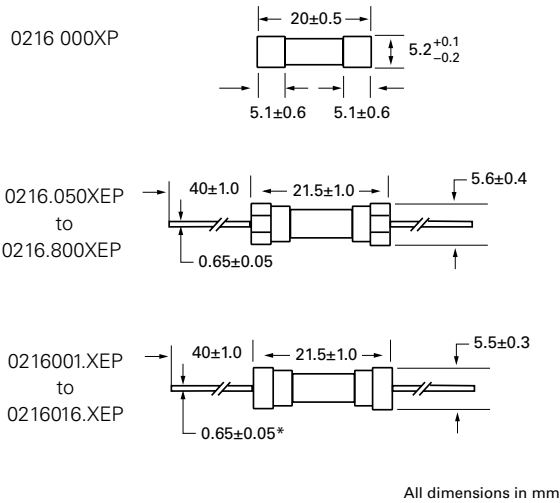
<b>Material</b>	Body: Ceramic Cap: Nickel-plated brass Leads: Tin-plated Copper Filler (160mA-16A): Sand
<b>Terminal Strength</b>	MIL-STD-202G, Method 211A, Test Condition A
<b>Solderability</b>	Reference IEC 60127 Second Edition 2003-01 Annex A
<b>Product Marking</b>	Cap 1: Brand logo, current and voltage rating Cap 2: Agency approval markings
<b>Packaging</b>	Available in Bulk (M=1000 pcs/pkg) or on Tape/Reel (MRET1=1000 pcs/reel)

<b>Operating Temperature</b>	-55°C to +125°C
<b>Thermal Shock</b>	MIL-STD-202G, Method 107G, Test Condition B: (5 cycles -65°C to +125°C)
<b>Vibration</b>	MIL-STD-202G, Method 201A
<b>Humidity</b>	MIL-STD-202G, Method 103B, Test Condition A. high RH (95%) and elevated temperature (40°C) for 240 hours.
<b>Salt Spray</b>	MIL-STD-202G, Method 101D, Test Condition B

# Axial Lead & Cartridge Fuses

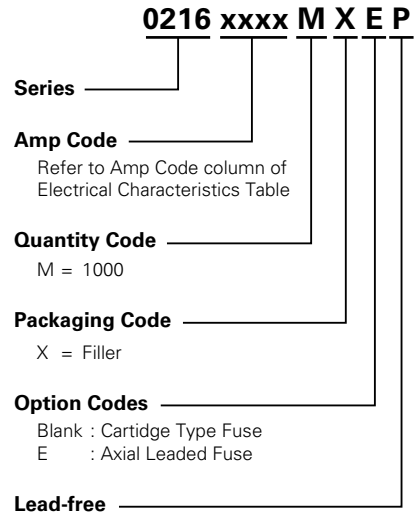
5x20 mm > Fast-Acting > 216 Series

## Dimensions



Notes:  
\* Ratings above 6.3 A have  $0.8 \pm 0.05$  diameter lead.

## Part Numbering System



## Packaging

Packaging Option	Packaging Specification	Quantity	Quantity & Packaging Code	Taping Width
<b>216 Series</b>				
Bulk	N/A	1000	MX	N/A
Bulk	N/A	1000	MXE	N/A
Reel and Tape	EIA 296-E	1000	MRET1	T1=53mm (2.087")
Bulk	N/A	1000	MXG	N/A
Bulk	N/A	1000	MXB	N/A
Bulk	N/A	100	HX	N/A