



## CERTIFICATION

	ATEX	CSA
<b>Certificate / File:</b>	BAS 01ATEX2110X	2589678
<b>Standards:</b>	EN 60079-0:2012 IEC 60079-1:2014 Ed.7	CSA C22.2 No.30 (M1986) CSA C22.2 No.142 (M1987) FM 3600 (Nov 1998) FM 3615 (Feb 2006)
<b>Product Marking:</b>	 II 2G Ex db IIC T5 Gb	 Class I Groups B,C&D
<b>Certified Manufacturing Locations:</b>	SGX Europe Sp. z o.o., Ligocka St. 103, 40-568 Katowice, Poland	
<b>Certificate Address:</b>	SGX Europe Sp. z o.o., Ligocka St. 103, 40-568 Katowice, Poland	

### INSTRUCTIONS SPECIFIC TO HAZARDOUS AREA INSTALLATIONS

(Ref : EU ATEX Directive 2014/34/EU)

1. The head is classified as flameproof equipment and is marked:

**BAS01ATEX2110X**  
**II 2G Ex db IIC T5 Gb**  
**T<sub>amb</sub> = -20°C to +60°C**  
**2W/5V MAX**

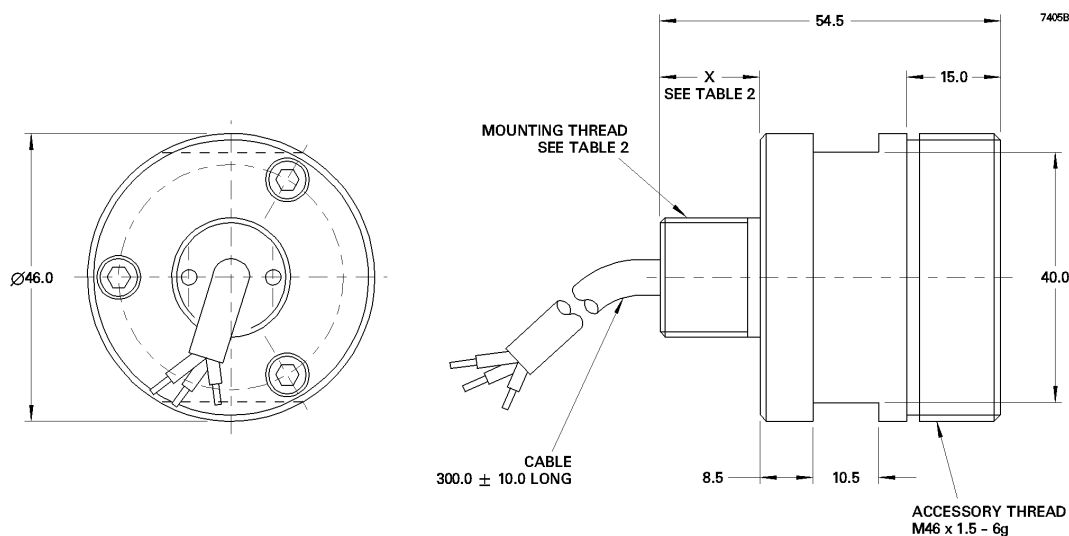
The head should only be used within the limits imposed by this certification and by these conditions of use.

2. The head may be used in a hazardous area without further mechanical protection. However, the cable requires mechanical protection and must be terminated in a suitable enclosure.
3. The head must be efficiently earthed (grounded). This may be achieved by mounting it into an appropriate earthed metal junction box or into a non-metallic junction box fitted with an earth continuity plate used in accordance with the box manufacturer's instructions. There are no internal connections to the sensing head body.
4. In the event that the head becomes embedded in a junction box by over-tightening or corrosion, it may be released by the use of a spanner or wrench on the two flat surfaces on the sides of the body.
5. There are no user serviceable parts inside the body of the sensing head, and no attempt should be made to open the body for any purpose. The unit is non-repairable.
6. The head has not been assessed as a safety device (EHSR 1.5).
7. When installed in outdoor locations where rain or spray could interfere with the safe working of the head, or in indoor locations where water jets, sprays, or hoses are used routinely for cleaning purposes, the head should be fitted with the Weather Cap that is available as an accessory.
8. The end-user/installer should be aware that the certification of the head relies in its construction on the use of the following materials, which are suitable for most common applications:

Enclosure .....Stainless Steel  
Sinter.....Stainless Steel  
Bushing .....Epoxy resin

In accordance with the Note in EN60079-0:2006 Clause 6.1, the end-user/installer shall inform the manufacturer of any adverse conditions that the head may encounter. This is to ensure that the head is not subject to conditions that may cause degradation of these materials.

## OUTLINE (All dimensions in millimetres; dimensions without limits are nominal)



### Terminal Connections

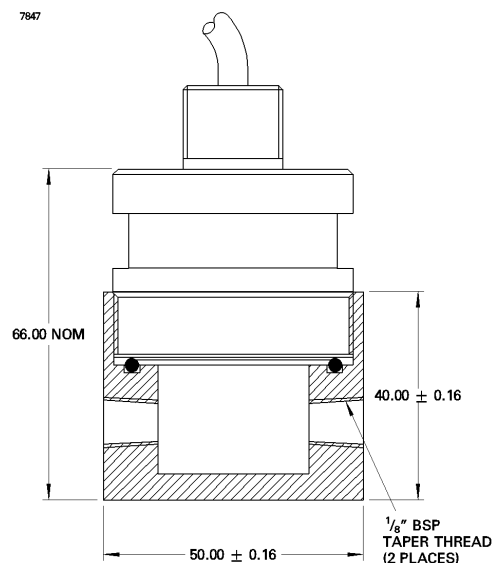
Lead Colour	Element
Blue	Detector
Red	Compensator
Yellow	Common

## ACCESSORIES

(All dimensions in millimetres)

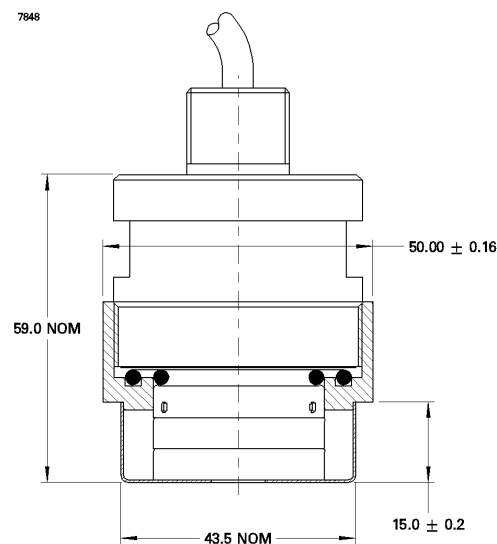
Three accessories are available to complement the VQ600 Series gas detection head.

### Flow Cap DAS546633AA



The Flow Cap allows the VQ600 to be used in applications where it is to be aspirated permanently with a pumped or pressurised sample. The cap is made of 316 stainless steel and can be used in a variety of applications involving pumped sampling analysis or detection systems.

### Weather Cap DAS546632AA



The Weather Cap protects the VQ600 from water when used in external locations, where rain or spray could interfere with the safe working of the head, or in internal locations where water jets, sprays or hoses are used routinely for cleaning purposes, etc. The cap is made of 316 stainless steel and has been tested to IP64 for effectiveness, and also to ensure that it does not significantly affect the VQ600's performance.