

# DATASHEET

**NIHON INTER ELECTRONICS CORPORATION**

PC1008 5L07

**OTHER SYMBOLS:**

PC10085L07, PC1008 5L07

**RGB ELEKTRONIKA AGACIAK CIACIEK  
SPÓŁKA JAWNA**

Jana Długosza 2-6 Street  
51-162 Wrocław  
Poland

✉ [biuro@rgbelektronika.pl](mailto:biuro@rgbelektronika.pl)

☎ +48 71 325 15 05



[www.rgbelektronika.pl](http://www.rgbelektronika.pl)



[www.rgbautomatyka.pl](http://www.rgbautomatyka.pl)

# YOUR PARTNER IN MAINTENANCE

Repair **this product** with RGB ELEKTRONIKA

[ORDER A DIAGNOSIS »](#)



At our premises in Wrocław, we have a fully equipped servicing facility. Here we perform all the repair works and test each later sold unit. Our trained employees, equipped with a wide variety of tools and having several testing stands at their disposal, are a guarantee of the highest quality service.

Buy **this product** at RGB AUTOMATYKA

[BUY »](#)

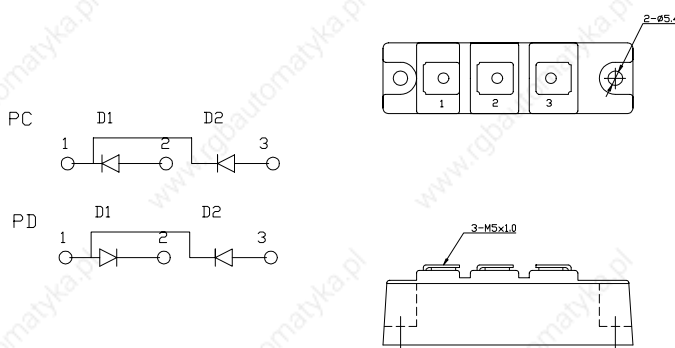
# DIODE MODULE 100A/800V

**PC1008**
**PD1008**
**FEATURES**

- \* Isolated Base
- \* Dual Diodes Cathode Common and Cascaded Circuit
- \* High Surge Capability
- \* UL Recognized, File No. E187184

**TYPICAL APPLICATIONS**

- \* Rectified For General Use

**OUTLINE DRAWING**

**Maximum Ratings**

Approx Net Weight:155g

Parameter	Symbol	Type / Grade	Unit
		PC1008 / PD1008	
Repetitive Peak Reverse Voltage *1	$V_{RRM}$	800	V
Non Repetitive Peak Reverse Voltage *1	$V_{RSM}$	960	

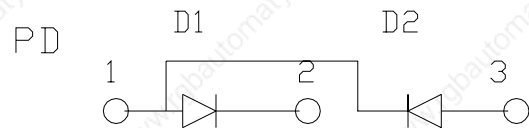
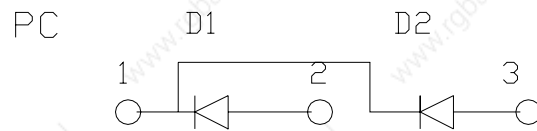
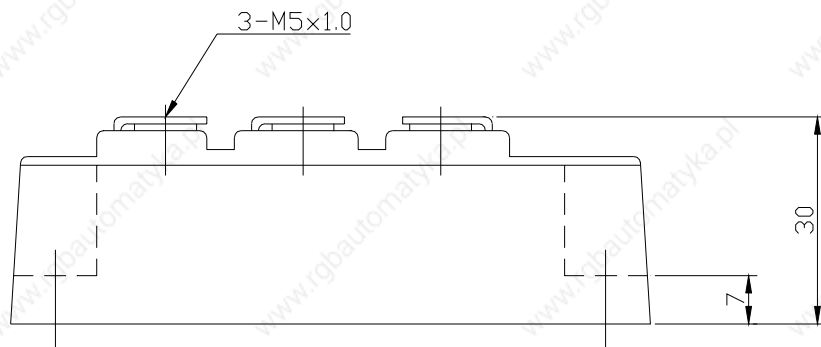
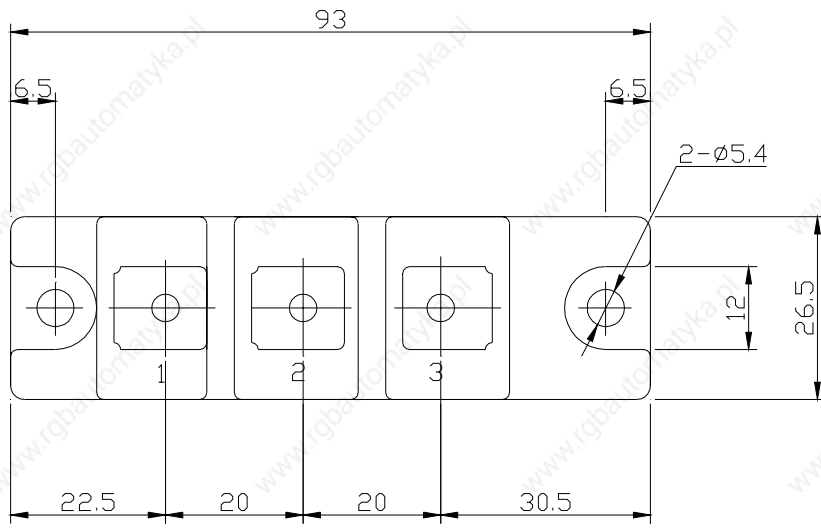
Parameter		Conditions	Max Rated Value	Unit
Average Rectified Output Current *1	$I_{O(AV)}$	50Hz Half Sine Wave condition $T_c=105^{\circ}C$	100	A
RMS Forward Current *1	$I_{F(RMS)}$		156	A
Surge Forward Current *1	$I_{FSM}$	50 Hz Half Sine Wave,1Pulse Non-repetitive	2000	A
I Squared t *1	$I^2t$	2msec to 10msec	20000	$A^2s$
Operating JunctionTemperature Range	$T_{jw}$		-40 to +150	$^{\circ}C$
Storage Temperature Range	$T_{stg}$		-40 to +125	$^{\circ}C$
Isolation Voltage	$V_{iso}$	Base Plate to Terminals, AC1min	2000	V
Mounting torque	Case mounting	$F_{tor}$	M5 Screw	2.4 to 2.8
	Terminals		M5 Screw	2.4 to 2.8

**Electrical • Thermal Characteristics**

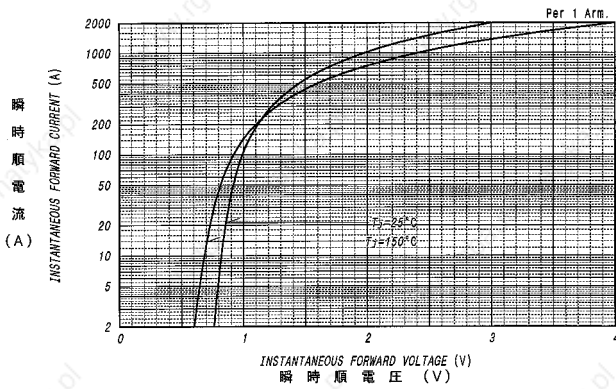
Characteristics	Symbol	Test Conditions	Max.	Unit
Peak Reverse Current *1	$I_{RM}$	$V_{RM}= V_{RRM}, T_j= 150^{\circ}C$	20	mA
Peak Forward Voltage *1	$V_{FM}$	$I_{FM}= 320A, T_j=25^{\circ}C$	1.25	V
Thermal Resistance *1	$R_{th(j-c)}$	Junction to Case	0.3	$^{\circ}C/W$
	$R_{th(c-f)}$	Base Plate to Heat Sink with Thermal Compound	0.2	

\*1: Value Per 1Arm

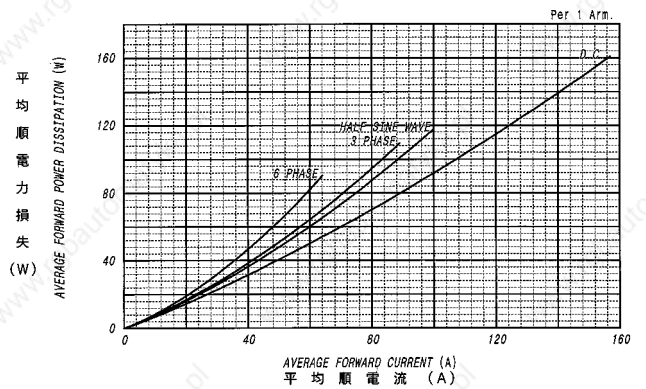
PC/PD1008 OUTLINE DRAWING (Dimensions in mm)



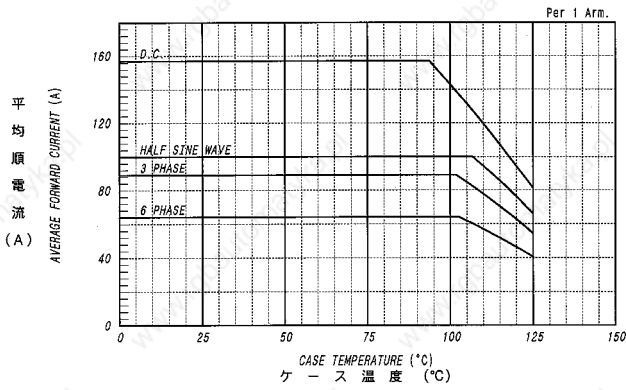
順電圧特性  
FORWARD CURRENT VS. VOLTAGE



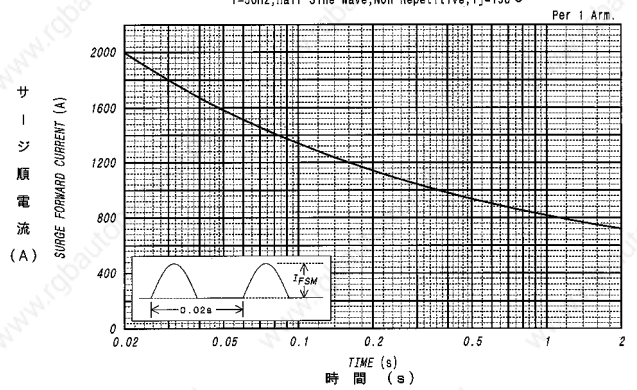
平均順電力損失特性  
AVERAGE FORWARD POWER DISSIPATION



平均順電流 - ケース温度定格  
AVERAGE FORWARD CURRENT VS. CASE TEMPERATURE



サージ順電流定格  
SURGE CURRENT RATINGS  
f=50Hz, Half Sine Wave, Non-Repetitive, Tj=150°C



過渡熱抵抗特性  
MAXIMUM TRANSIENT THERMAL IMPEDANCE  
Junction to Case

