



CONTACTOR, AC-3 18.5 KW/400 V, DC 24 V,
3-POLE, SIZE S2, SCREW CONNECTION

General technical data:

product brand name		SIRIUS
Size of the contactor		S2
Protection class IP / on the front		IP20
Degree of pollution		3
Installation altitude / at a height over sea level / maximum	m	2,000
Ambient temperature / during operating	°C	-25 ... +60
Mechanical operating cycles as operating time		
<ul style="list-style-type: none"> • of the contactor / typical 		10,000,000
<ul style="list-style-type: none"> • of the contactor with added auxiliary switch block / typical 		10,000,000
<ul style="list-style-type: none"> • of the contactor with added electronics-compatible auxiliary switch block / typical 		5,000,000

Main circuit:

Number of NC contacts / for main contacts		0
Number of NO contacts / for main contacts		3
Operating current		
<ul style="list-style-type: none"> • at AC-1 / at 400 V <ul style="list-style-type: none"> • at 40 °C ambient temperature / rated value 	A	60
<ul style="list-style-type: none"> • at 60 °C ambient temperature / rated value 	A	55
<ul style="list-style-type: none"> • at AC-3 / at 400 V / rated value 	A	40

• at AC-4 / at 400 V / rated value	A	35
• with 1 current path / at DC-1		
• at 24 V / rated value	A	55
• at 110 V / rated value	A	4.5
• with 2 current paths in series / at DC-1		
• at 24 V / rated value	A	55
• at 110 V / rated value	A	25
• with 3 current paths in series / at DC-1		
• at 24 V / rated value	A	55
• at 110 V / rated value	A	55
• with 1 current path / at DC-3 / at DC-5		
• at 24 V / rated value	A	35
• at 110 V / rated value	A	2.5
• with 2 current paths in series / at DC-3 / at DC-5		
• at 24 V / rated value	A	55
• at 110 V / rated value	A	25
• with 3 current paths in series / at DC-3 / at DC-5		
• at 24 V / rated value	A	55
• at 110 V / rated value	A	55
Service power		
• at AC-2 / at 400 V / rated value	kW	18.5
• at AC-3 / at 400 V / rated value	kW	18.5
• at AC-4 / at 400 V / rated value	W	18,500
Active power loss / per conductor / typical	W	2.6

Control circuit:		
Type of voltage / of the controlled supply voltage		DC
Control supply voltage / 1		
• for DC		
• rated value	V	24
Operating range factor control supply voltage rated value / of the magnet coil		
• for DC		0.8 ... 1.1
Pull-in power / of the solenoid / for DC	W	13.3
Holding power / of the solenoid / for DC	W	13.3

Auxiliary circuit:		
Contact reliability / of the auxiliary contacts		1 faulty switching per 100 million (17 V, 1 mA)
Number of NC contacts / for auxiliary contacts / instantaneous switching		0
Number of NO contacts / for auxiliary contacts / instantaneous switching		0

Operating current / of the auxiliary contacts		
• at AC-12 / maximum	A	10
• at AC-15		
• at 230 V	A	6
• at 400 V	A	3
• at DC-12		
• at 60 V	A	6
• at 110 V	A	3
• at 220 V	A	1
• at DC-13		
• at 24 V	A	10
• at 60 V	A	2
• at 110 V	A	1
• at 220 V	A	0.3

Short-circuit:

Design of the fuse link

- for short-circuit protection of the auxiliary switch / required
- for short-circuit protection of the main circuit
 - with type of assignment 1 / required
 - at type of coordination 2 / required

fuse gL/gG: 10 A

fuse gL/gG: 125 A

fuse gL/gG: 63 A

Installation/mounting/dimensions:

Type of mounting		screw and snap-on mounting onto 35 mm standard mounting rail according to DIN EN 50022
series installation		Yes
Width	mm	55
Height	mm	112
Depth	mm	130
Distance, to be maintained, to earthed part / sideways	mm	6

Connection type:

Design of the electrical connection

- for main current circuit
- for auxiliary and control current circuit

screw-type terminals

screw-type terminals

Type of the connectable conductor cross-section

- for main contacts
 - solid
 - stranded
 - finely stranded
 - with conductor end processing

2x (0.75 ... 16 mm²)

2x (0.75 ... 25 mm²)

2x (0.75 ... 16 mm²)

- without conductor final cutting
- for AWG conductors / for main contacts
- for auxiliary contacts
 - solid
 - finely stranded
 - with conductor end processing
- for AWG conductors / for auxiliary contacts

2x (0.75 ... 16 mm²)
 2x (18 ... 2)
 2x (0.5 ... 1.5 mm²), 2x (0.75 ... 2.5 mm²), max. 2x (0.75 ... 4 mm²)
 2x (0.5 ... 1.5 mm²), 2x (0.75 ... 2.5 mm²)
 2x (20 ... 16), 2x (18 ... 14), 1x 12

Certificates/approvals:

General Product Approval



Functional Safety / Safety of Machinery

[Type Examination](#)

Declaration of Conformity



Test Certificates

[other](#)

[Special Test Certificate](#)

[Type Test Certificates/Test Report](#)

Shipping Approval



Shipping Approval

[other](#)



[Confirmation](#)

[other](#)

[Environmental Confirmations](#)

Further information:

Information- and Downloadcenter (Catalogs, Brochures,...)

<http://www.siemens.com/industrial-controls/catalogs>

Industry Mall (Online ordering system)

<http://www.siemens.com/industrial-controls/mall>

Cax online generator:

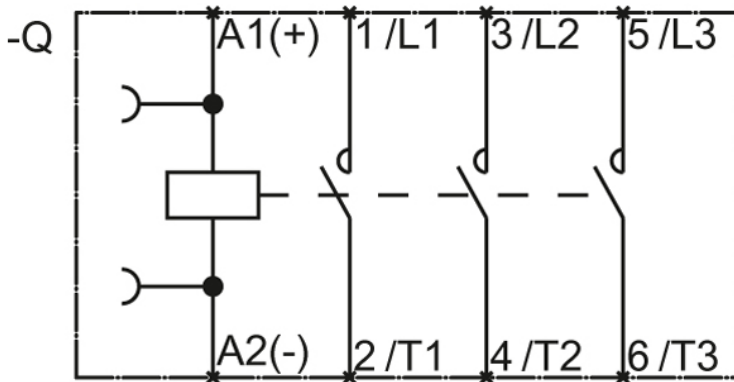
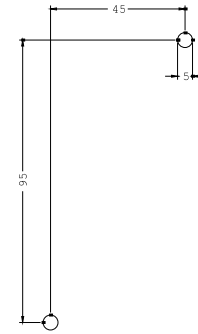
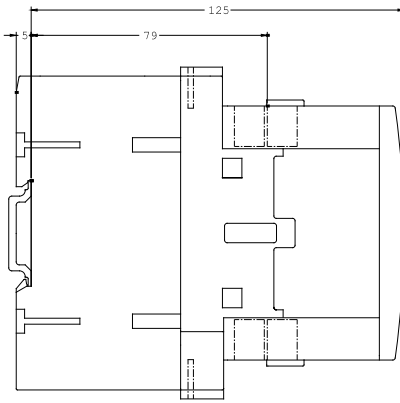
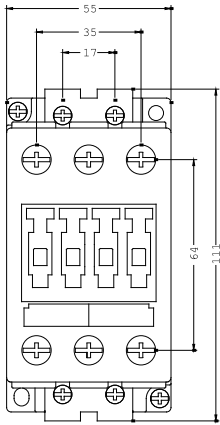
<http://www.siemens.com/cax>

Service&Support (Manuals, Certificates, Characteristics, FAQs,...)

<http://support.automation.siemens.com/WW/view/en/3RT1035-1BB40/all>

Image database (product images, 2D dimension drawings, 3D models, device circuit diagrams, ...)

http://www.automation.siemens.com/bilddb/cax_en.aspx?mlfb=3RT1035-1BB40



last change:

Sep 10, 2012