

ORDERING INFORMATION

Example: 85 series timer, 4 CO, 24 V AC/DC supply voltage with AI - DI functions.

8 5 . 0 4 . 0 . 0 2 4 . 0 0 0 0

Series

Type

0 = Multifunction (AI, DI, GI, SW)

No. of poles

2 = 2 pole · 10 A

3 = 3 pole · 10 A

4 = 4 pole · 7 A

Supply voltage

012 = 12 V AC/DC

024 = 24 V AC/DC

048 = 48 V AC/DC

125 = 110...125 V AC/DC

240 = 230...240 V AC

Supply version

0 = AC (50/60 Hz)/DC

8 = AC (50/60 Hz) for 230 V only

TECHNICAL DATA

EMC SPECIFICATIONS

TYPE OF TEST	REFERENCE STANDARD	
ELECTROSTATIC DISCHARGE	- contact discharge	EN 61000-4-2
	- air discharge	EN 61000-4-2
RADIO-FREQUENCY ELECTROMAGNETIC FIELD (80 ÷ 1000 MHz)	EN 61000-4-3	15 V/m
FAST TRANSIENTS (burst) (5-50 ns, 5 kHz) on Supply terminals	EN 61000-4-4	4 kV
SURGES (1.2/50 µs) on Supply terminals	- common mode	EN 61000-4-5
	- differential mode	EN 61000-4-5
RADIO-FREQUENCY COMMON MODE (0.15 ÷ 80 MHz) on Supply terminals	EN 61000-4-6	10 V
POWER-FREQUENCY (50 Hz)	EN 61000-4-8	30 A/m
RADIATED AND CONDUCTED EMISSION	EN 55022	class B

OTHER DATA

POWER LOST TO THE ENVIRONMENT		2 pole	3 pole	4 pole
- without contact current	W	1.6	1.6	1.6
- with rated current	W	3.7	4.7	3.6

85

TIME SCALES

(0.05...1) s	(0.5...10) s	(5...100) s	(0.5...10) min	(5...100) min	(0.5...10) h	(5...100) h
1 2 3 4 5	1 2 3 4 5	1 2 3 4 5	1 2 3 4 5	1 2 3 4 5	1 2 3 4 5	1 2 3 4 5

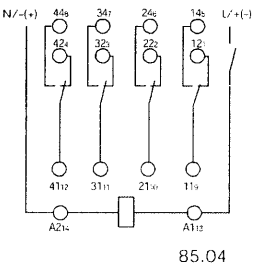
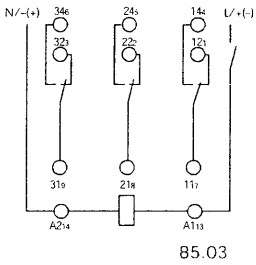
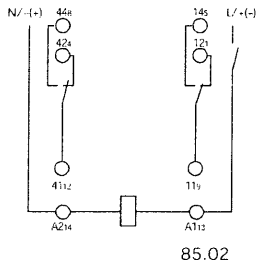
NOTE: time scales and functions must be set before energising the timer.

FUNCTIONS

	LED Red	Supply voltage	NO output contact	Contacts	
				Open	Closed
U = Supply voltage C = Output contact		OFF	Open	x1 - x4	x1 - x2
		ON	Open	x1 - x4	x1 - x2
		ON	Open (Timing in Progress)	x1 - x4	x1 - x2
		ON	Closed	x1 - x2	x1 - x4

Wiring diagram

Types: 85.02, 85.03, 85.04



(AI) ON delay.
Apply power to timer. Output contacts transfer after preset time has elapsed. Reset occurs when power is removed.

(DI) ON pulse.
Apply power to timer. Output contacts transfer immediately. After the preset time has elapsed, contacts reset.

(GI) Fixed pulse (0.5s) delayed.
Apply power to timer. Output contacts transfer after preset time has elapsed. Reset occurs after a fixed time of 0.5s. 0.5s.

(SW) Symmetrical recycler: ON start.
Apply power to timer. Output contacts transfer immediately and cycle between ON and OFF for as long as power is applied. The ratio is 1:1 (time on = time off).

85

107