

4

3

2

1

THIS DRAWING IS UNPUBLISHED.

RELEASED FOR PUBLICATION

ALL RIGHTS RESERVED.


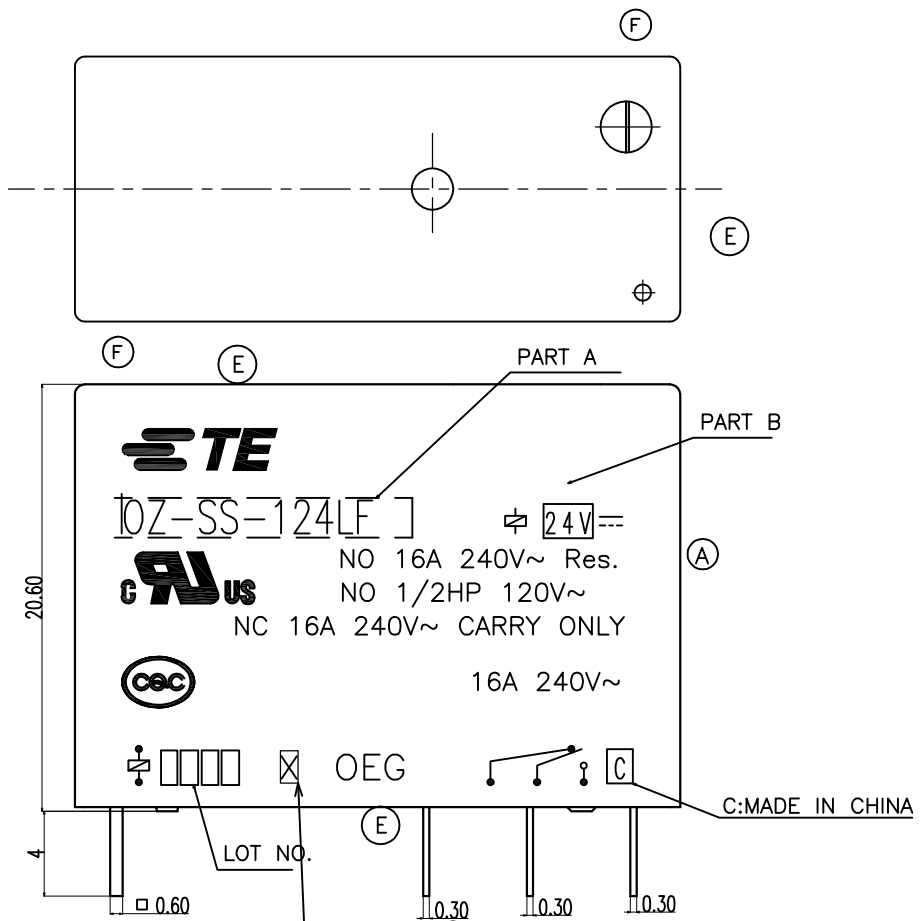
© COPYRIGHT - By TE Connectivity

LOC
HB

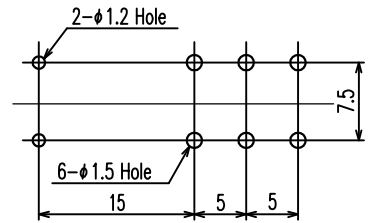
DIST
-

REVISIONS

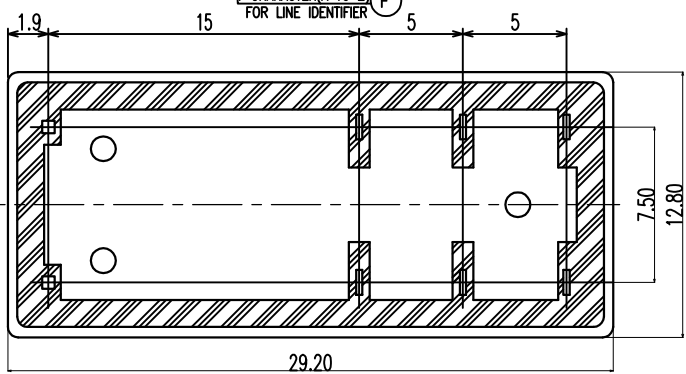
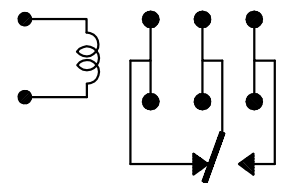
P	LTR	DESCRIPTION	DATE	DWN	APVD
F		1.UPDATE TE LOGO 2.ADD LINE IDENTIFICATION 3.TERMINALS TOLERANCE CLARIFICATION 4.VENT HOLE CHANGE	ECO-12-005726	09-APR-12	D.L B.H.Y



DRILLING DIAGRAM(2/1)
(BOTTOM VIEW)



CIRCUIT DIAGRAM
(BOTTOM VIEW)



THIS DRAWING IS A CONTROLLED DOCUMENT.		DWN H.SASAKI	TE Connectivity	
		CHK N.FUNAYAMA		
DIMENSIONS: mm		APVD A.NAGAI	NAME OZ CUSTOMER DRAWING	
TOLERANCES UNLESS OTHERWISE SPECIFIED: 0 PLC ± - 1 PLC ± - 2 PLC ± - 3 PLC ± - 4 PLC ± - ALL ANGLES ± -		PRODUCT SPEC -	RESTRICTED TO -	
MATERIAL -		FINISH -	APPLICATION SPEC -	SIZE A3
		WEIGHT -	CAGE CODE 00779	DRAWING NO C=1461869
CUSTOMER DRAWING			SCALE 4:1	SHEET 1 OF 2
			REV F	

THIS DRAWING IS UNPUBLISHED.

RELEASED FOR PUBLICATION

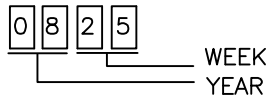
-. -

© COPYRIGHT - By TE Connectivity

ALL RIGHTS RESERVED.

LOC	DIST	REVISIONS			
P	LTR	DESCRIPTION	DATE	DWN	APVD
HB	-	SEE SHEET 1	-	-	-

Ⓔ NOTES:
1. LOT NO. SYSTEM AS FOLLOWING:



2. GENERAL TOLERANCE AS FOLLOWING:

TOLERANCE	
0~0.99mm	±0.1
1mm~2.99mm	±0.2
3mm MIN.	±0.3

3. TERMINAL DIMENSION IS NOT INCLUDING SOLDER TIP.

Ⓕ 4. FOR THE TIN-PLATING OF THE PINS:
+0.1mm FOR WIDTH, THICKNESS AND DIAMETER.
+0.5mm FOR LENGTH.

Ⓓ	1461869-5	OZ-SS-109LF	9V	OZ-SS-109LF	e
Ⓖ	1461869-4	OZ-SH-112LF	12V	OZ-SH-112LF	d
Ⓑ	1461869-3	OZ-SS-112LF	12V	OZ-SS-112LF	c
	1461869-2	OZ-SH-124LF	24V	OZ-SH-124LF	b
	1461869-1	OZ-SS-124LF	24V	OZ-SS-124LF	a
	TE PART NO	EC TYPE NAME	PART B	PART A	ITEM

RELAY TYPE

		EPOXY RESIN	SEAL	16
		Cu ALLOY	HINGE SPRING	15
		PBT	CASE	14
		MW79	MAGNETIC WIRE	13
UL94V-0		PET	BASE	12
UL94HB		PA66 NYLON	BOBBIN	11
	SOLDER DIP	Cu ALLOY	COIL TERMINAL	10
UL94V-0		PPS	CARD	9
		Ag ALLOY	MOVABLE CONTACT	8
		Ag ALLOY	STATIONARY CONTACT	7
	SOLDER DIP	Cu ALLOY	NC-TERMINAL	6
	SOLDER DIP	Cu ALLOY	MOVABLE SPRING	5
	SOLDER DIP	Cu ALLOY	NO-TERMINAL	4
	Ni PLATED	STEEL	CORE	3
	Ni PLATED	STEEL	ARMATURE	2
	Ni PLATED	STEEL	YOKE	1
INCOMBUSTIBILITY	TREATMENT	MATERIAL	DESCRIPTION	ITEM

THIS DRAWING IS A CONTROLLED DOCUMENT.		DWN H.SASAKI			
		CHK N.FUNAYAMA			
DIMENSIONS: mm		APVD A.NAGAI	NAME OZ CUSTOMER DRAWING		
		PRODUCT SPEC -	APPLICATION SPEC -		
MATERIAL -		FINISH -	WEIGHT -	SIZE A3	CAGE CODE 00779
				DRAWING NO C=1461869	RESTRICTED TO -
CUSTOMER DRAWING			SCALE 4:1	SHEET 2 of 2	REV F