

Slim I/O Relay

G2RV-SR/G3RV-SR


**Global standard size,
low profile slim I/O relay with width 6.2 mm,
slim I/O solid state relay**



For the recent information on models that have been certified for safety standards, refer to your OMRON website.

- Realized about 25% lower profile than conventional products, contributing to further miniaturization of the control panel.
- Push-In Plus technology are used to save wiring work in comparison with conventional screw terminals. (Wiring time is reduced by 60%* in comparison with traditional screw terminals.)
- No screw loosening means maintenance-free application, realizing high reliability
- 'Hand-free' structure that holds an inserted flat-blade screwdriver to achieve easier wiring work for stranded wires.
- Screw terminal is also stocked to meet the screw type needs.
- Mounted relay or solid-state relay has a plug-in terminal that is difficult to bend at the time of exchange.

* According to OMRON actual measurement data from November 2015.

 Refer to *Safety Precautions* on page 20.

Slim I/O Relay Types

- G2RV-SR series mounted relay: electromagnetic relay from page 2
 G3RV-SR series mounted relay: solid state relay from page 10

Common matter

- Common precautions from page 20
 Common accessories (order separately)..... from page 24

G2RV-SR

G3RV-SR


Common Precautions

Common Accessories

Slim I/O Relay G2RV-SR

G2RV-SR

Global standard size, low profile slim I/O relay with width 6.2 mm



For the recent information on models that have been certified for safety standards, refer to your OMRON website.

- Realized about 25% lower profile than conventional products, contributing to further miniaturization of the control panel.
- Realized opening and closing ability with one pole 6 A slim shape.
- Micro load products for one pole 50 mA using Au-plated contacts for small load switching also available.
- Since G2RV is a transparent case, confirming the state of the contact with the naked eye is possible, and easy to confirm abnormality on-site (installed location).
- Screw terminal is also stocked to meet the screw type needs.
- Mounted relay uses plug-in terminals that are difficult to bend when exchanging.

Refer to *Safety Precautions* on page 20.

G3RV-SR

Features

Standard model/Micro load

- Terminal x 5
- Push-in plus
- Screw
- Release lever
- Operation display LED (Socket section)
- Mechanical indicator
- Operation verification which is linked to the contact



With latching lever (Test switch)


- Protective cover (Locked condition)
- Protective cover (Released state)
- Latching lever (Test switch)
- Latching lever (Test switch)
- Circuit check operation Confirmation, reducing the inspection effort

PAT

"Foreign matter intrusion prevention structure"
"Malfunction prevention stopper"

Push-in plus technology

- Short bar insertion holes
- Release hole
- Terminal (insertion) hole



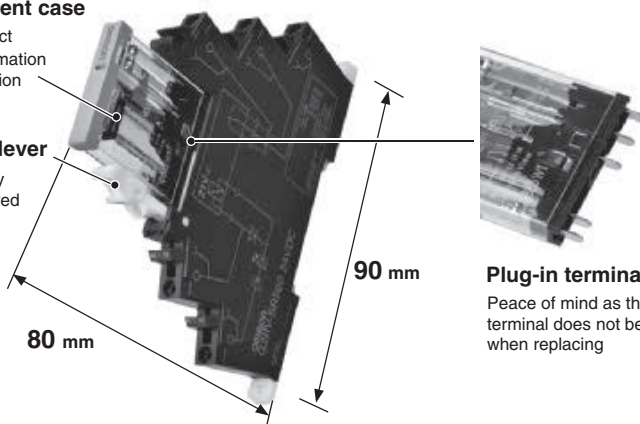
Common Precautions

Common Accessories

Transparent case

Relay contact
Easy confirmation of the situation

Release lever
Relay easily fixed/removed



Plug-in terminal

Peace of mind as the terminal does not bend when replacing