

Bussmann series NITD BS88 Offset bolted tags



Product description

Eaton's Bussmann series range of British Standard A1 fuse links is specifically designed for the protection of general industrial applications e.g. power distribution, cable protection, motor protection.

Standard features

- Good peak let-through current limitation
- 1:1:6 Selective coordination ratio between "minor" and "major" fuse
- Power loss values well within the limits of IEC 60269

Catalogue symbol:

- NITD (Amps)

Technical data:

- Rated voltage: 415 V a.c. / 550 V a.c.
- Rated current: 2 A to 32 A
- BS reference: A1
- Breaking capacity: 80kA
- Class of operation: gG and gM

Standards/Approvals:

- BS88
- IEC 60269
- Suitable for use in RoHS compliant applications

Fuse holders (ordered separately)

- CM32FC
- CM20F (up to 20 A)
- RS20H (up to 20 A)

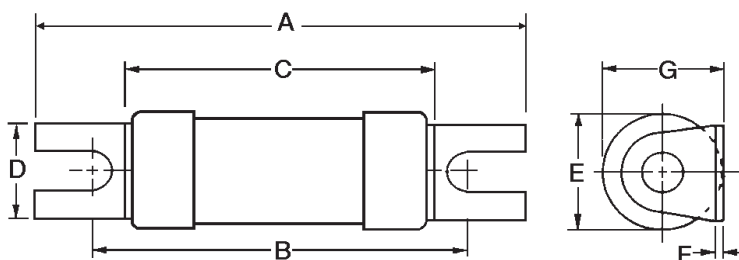
Packaging:

- MOQ 20

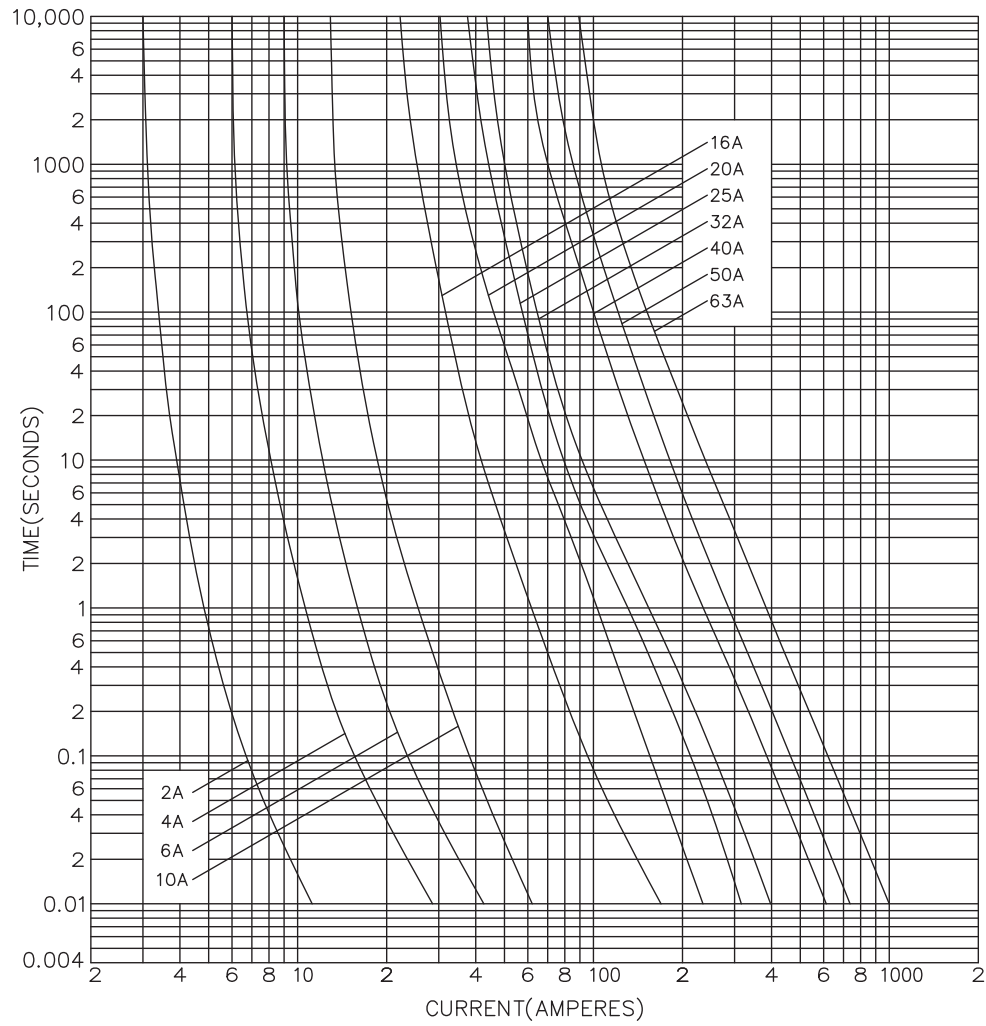
Table 1. Technical Data

Part number	Rated voltage	Rated current (amps)	Energy integrals I ² t (A ² S)		Watts loss	Dimensions (mm)								Product Class	Weight
			Pre-arcing	Total at 415 V		A	B	C	D	E	F	G			
NITD2	550 V a.c.	2	1.3	4.5	0.9	55	44.5	34.6	11.2	13.8	0.80	14	gG	15g	
NITD4	550 V a.c.	4	7.8	27	1.4	55	44.5	34.6	11.2	13.8	0.80	14	gG	15g	
NITD6	550 V a.c.	6	29	100	1.8	55	44.5	34.6	11.2	13.8	0.80	14	gG	15g	
NITD10	550 V a.c.	10	120	400	2.1	55	44.5	34.6	11.2	13.8	0.80	14	gG	15g	
NITD16	550 V a.c.	16	120	470	1.8	55	44.5	34.6	11.2	13.8	0.80	14	gG	15g	
NITD20	550 V a.c.	20	260	1000	1.8	55	44.5	34.6	11.2	13.8	0.80	14	gG	15g	
NITD25	550 V a.c.	25	560	2300	2	55	44.5	34.6	11.2	13.8	0.80	14	gG	15g	
NITD32	550 V a.c.	32	710	3000	2.9	55	44.5	34.6	11.2	13.8	0.80	14	gG	15g	
NITD20M25	550 V a.c.	20M25	575	2300	1.6	55	44.5	35.6	11.1	13.8	1.20	18.5	gM	15g	
NITD20M32	550 V a.c.	20M32	720	3000	1.1	55	44.5	35.6	11.1	13.8	1.20	18.5	gM	15g	
NITD32M40	415 V a.c.	32M40	1500	6000	1.9	55	44.5	35.6	11.1	17.5	1.20	18.5	gM	25g	
NITD32M50	415 V a.c.	32M50	2700	8600	1.4	55	44.5	35.6	11.1	17.5	1.20	18.5	gM	25g	
NITD32M63	415 V a.c.	32M63	5000	13,400	1	55	44.5	35.6	11.1	17.5	1.20	18.5	gM	25g	

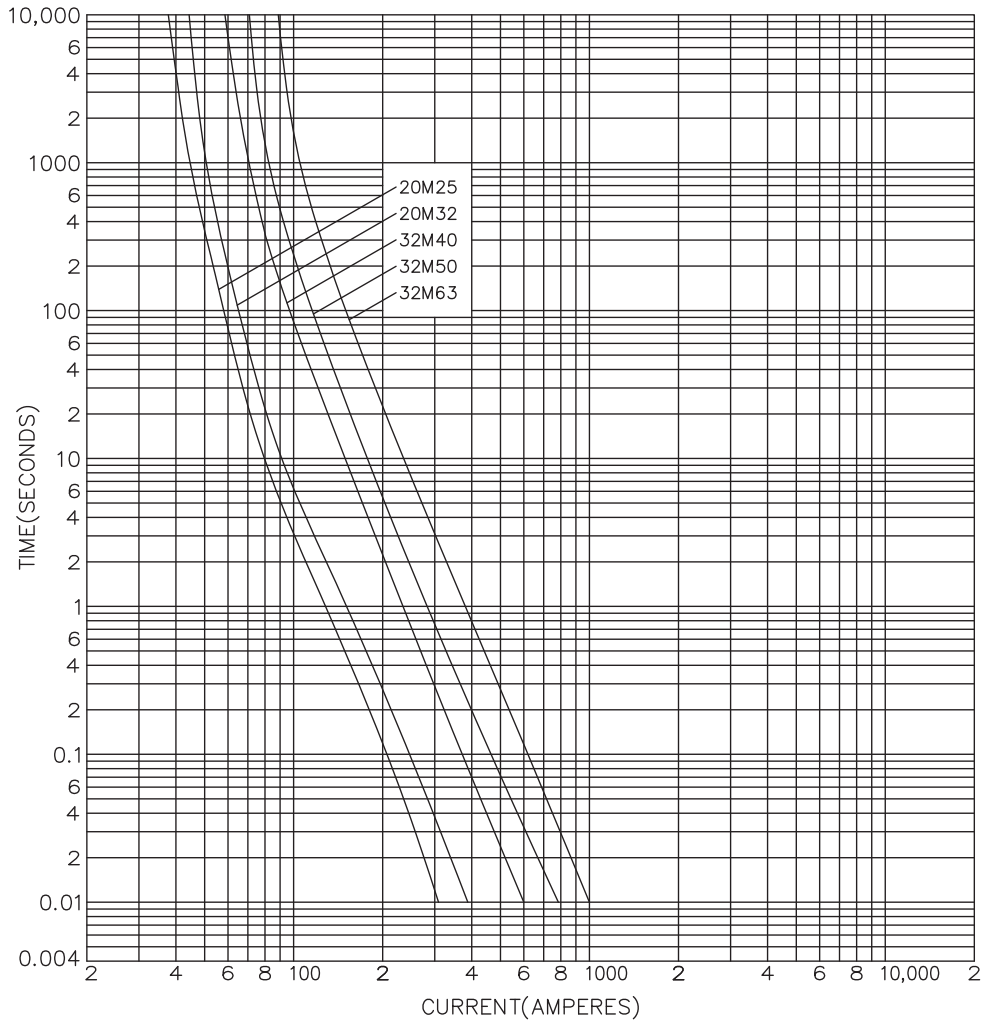
Outline drawing



Time current curve, NITD gG, 2 to 32 A only



Time current curve, NITD aM



Changes to the products, to the information contained in this document, and to prices are reserved; so are errors and omissions. Only order confirmations and technical documentation by Eaton is binding. Photos and pictures also do not warrant a specific layout or functionality. Their use in whatever form is subject to prior approval by Eaton. The same applies to Trademarks (especially Eaton, Moeller, and Cutler-Hammer). The Terms and Conditions of Eaton apply, as referenced on Eaton Internet pages and Eaton order confirmations.

Eaton
 EMEA Headquarters
 Route de la Longeraie 7
 1110 Morges, Switzerland
 Eaton.eu

© 2015 Eaton
 All Rights Reserved
 Publication No. 4106
 June 2015