

Features

- Universal AC Input (85-264VAC)
- Protections: SCP, OVP, OLP, OTP
- DC OK Indicator LED with Relay Contacts
- 150% (180W) peak load capacity
- Built-in active PFC, PF>0,95
- High efficiency up to 92.5%

DIN Rail Series

RECOM AC/DC Converter

REDIN120

120 Watt DIN-Rail Power Supply



Description

These DIN-rail mounted power supplies have a robust case, 4mm screw terminal connectors and use high reliability components to give a long, trouble-free life. The REDIN120 can be end mounted to save rail space or side mounted for use in low-profile cabinets. The units can deliver up to 150% start-up power and allow n+1 parallel operation to increase the continuous output current or for supply redundancy. Relay contacts simplify DC OK monitoring. The REDIN120 series is designed for demanding commercial and industrial applications with UL508, UL60950, IEC60950 CB report and CE (LVD + EMC + RoHS) certifications. They come with a full 5-year warranty.

Selection Guide

Part Number	nom. Input Voltage Range	Output Voltage	Output Adjustability	Rated Current	Efficiency typ. 230VAC full load
	[VAC]	[VDC]	[VDC]	[A]	[%]
REDIN120-12	100-240	12	12-14	8.33	89.5
REDIN120-24	100-240	24	24-28	5	91.5
REDIN120-48	100-240	48	48-56	2.5	92.5

Specifications (measured @ T_a= 25°C, rated Vin, rated load and after warm up)

BASIC CHARACTERISTICS

Parameter	Condition	Min.	Typ.	Max.
Input Voltage Range		85VAC		264VAC
Absolute Maximum Input Voltage	max. 3s			300VAC 375VDC
Input Current	115VAC, full load 230VAC, full load			1.5A 0.65A
Return Voltage Immunity	12Vout 24Vout 48Vout		18V 35V 65V	
Inrush Current	115VAC, cold start 230VAC, cold start		40A 60A	
No Load Power Consumption	115VAC 230VAC		1.5W 1.2W	3W 3W
Input Frequency Range		47Hz		63Hz
Output Voltage Trimming				+16.67%
Power Factor	115VAC 230VAC		0.99 0.95	
Start-up time	115VAC, full load 230VAC, full load			500ms 250ms
Hold-up time	115VAC, full load 230VAC, full load	20ms 20ms	40ms 40ms	
Ripple and Noise ⁽¹⁾	0 - 70°C -25°C	12Vout		100mVp-p 200mVp-p
	0 - 70°C -25°C	24Vout		120mVp-p 240mVp-p
	-25°C - 70°C	48Vout		240mVp-p

Notes:

Note1: Measured at 20MHz bandwidth by using a 12" twisted pair-wire terminated with a 0.1µF & 10µF parallel capacitor

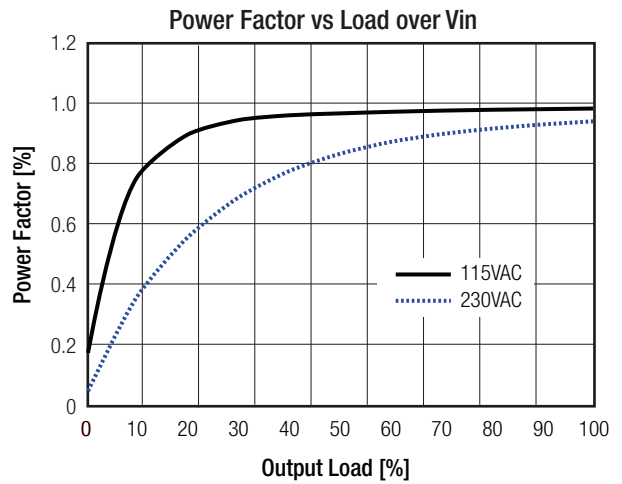
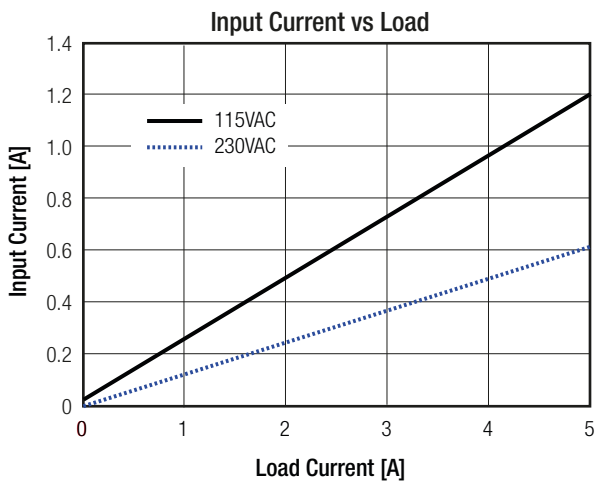
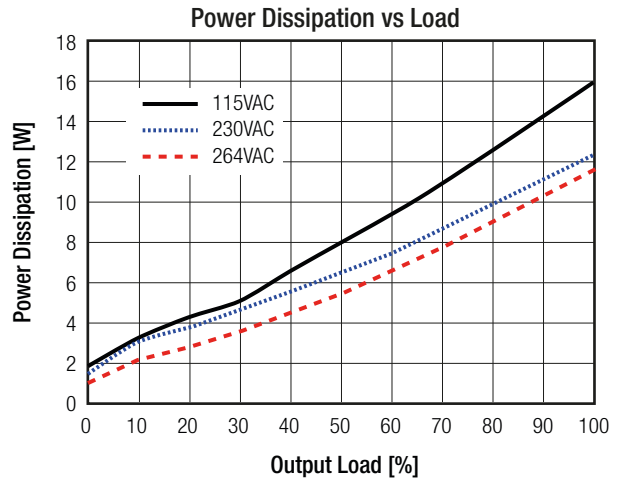
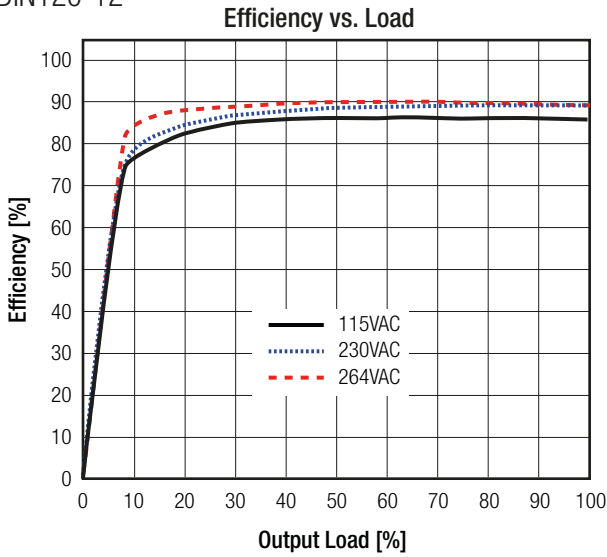
continued on next page



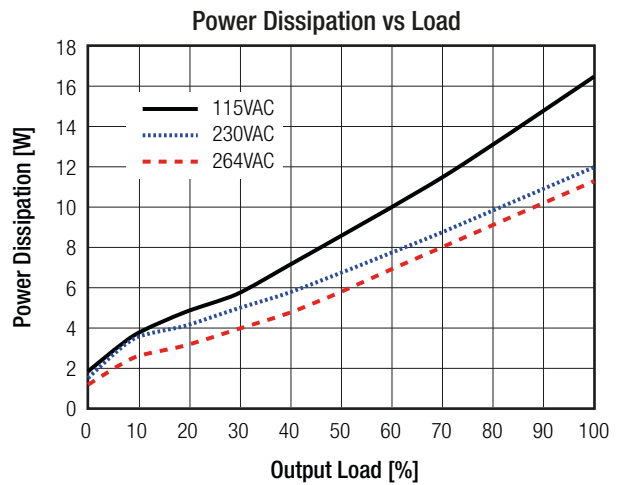
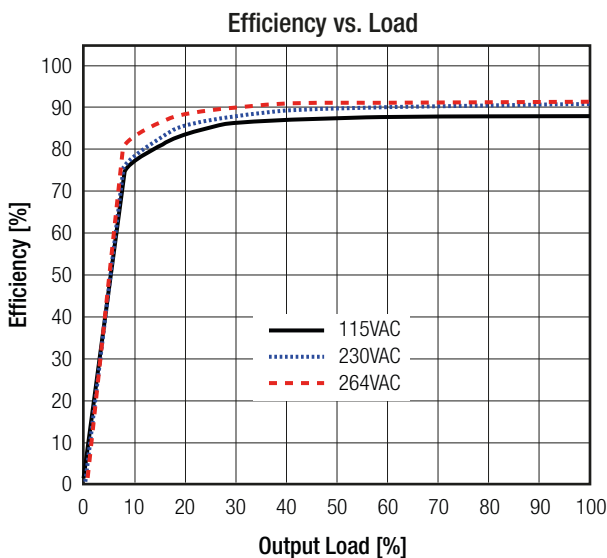
UL60950-1 certified
UL508 certified
IEC/EN60950-1 certified

Specifications (measured @ $T_a = 25^\circ\text{C}$, rated V_{in} , rated load and after warm up)

REDIN120-12



REDIN120-24



continued on next page