

# FUSES FOR SEMICONDUCTOR PROTECTION

## KNIFE BLADE CONTACT – GERMAN STANDARD



SIBA ultra-rapid knife blade contact fuses type NH are available in many different sizes and four voltage ratings. They follow DIN/VDE - IEC standard and can be fitted in open fuse bases. Usage in fuse bases or switches requires the comparison of the power loss of the fuse with the power acceptance of the base or switch.

All SIBA type NH-fuses are available with either integral blown fuse indicator or a separately fitted trip indicator fuse for microswitch operation.

Class: aR/gR

Sizes: 000 / 00 / 0 / 1 / 2 and 3

Voltage ratings: AC 500 V - 2000 V

Current ratings: 16 A up to 800 A

## Features / Benefits


- ▶ High interrupting rating up to 120 kA
- ▶ Voltage rating AC 500 V - AC 2000 V
- ▶ Compliance with DIN 43620 and DIN 43653 standard
- ▶ Fuses with blown fuse combination indicator
- ▶ Class aR according to IEC 60269-4 and DIN VDE 0636-40 and Class gR according to DIN VDE 0636-40
- ▶ Fuse bases / Switches and Accessories are available



**FUSES FOR SEMICONDUCTOR PROTECTION**  
**KNIFE BLADE CONTACT – GERMAN STANDARD**

**Selection Guide**

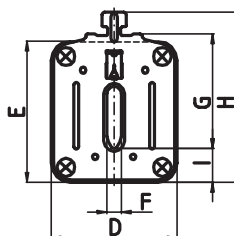
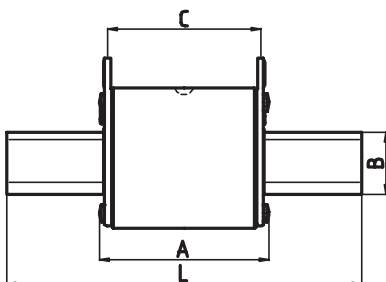
Size	Rated Voltage AC	Indicator Type	Part No.	Selector Guide Page	Techn. Data Page
000	500 V	combi indicator	20 000 04	URM 4	URM 23
00	500 V	combi indicator	20 001 04	URM 5	URM 23
0	500 V	combi indicator	20 002 04	URM 6	URM 24
1	500 V	combi indicator	20 003 04	URM 7	URM 25
2	500 V	combi indicator	20 004 04	URM 8	URM 26
3	500 V	combi indicator	20 005 04	URM 9	URM 27
000	690 V	combi indicator	20 477 20	URM 10	URM 28
00	690 V	combi indicator	20 209 20	URM 11	URM 28
1	690 V	combi indicator	20 211 20	URM 12	URM 29
2	690 V	combi indicator	20 212 20	URM 13	URM 30
3	690 V	combi indicator	20 213 20	URM 14	URM 31
00	500 V	signal indicator	20 007 04	URM 15	URM 23
1	500 V	signal indicator	20 009 04	URM 16	URM 25
2	500 V	signal indicator	20 010 04	URM 17	URM 26
3	500 V	signal indicator	20 011 04	URM 18	URM 27
0	1000 V	combi indicator	20 384 04	URM 19	URM 32
3	660 V	combi indicator	20 373 04	URM 20	URM 33
3	1000 V	topindicator	20 407 04	URM 21	URM 34
3	2000 V	topindicator	20 404 04	URM 22	URM 35



**FUSES FOR SEMICONDUCTOR PROTECTION**  
**KNIFE BLADE CONTACT – GERMAN STANDARD**

<b>Size</b> <b>00</b>	<b>Rated voltage</b> <b>AC 500 V</b>	<b>combi indicator</b>	<b>Standard</b> <b>DIN 43620</b>
--------------------------	---	------------------------	-------------------------------------

Rated current	Part No.	UL Rec.	Class	Weight (kg/100)	Pack
100 A	20 001 04		gR	15.4	3
125 A	20 001 04		aR	15.4	3
160 A	20 001 04		aR	15.4	3

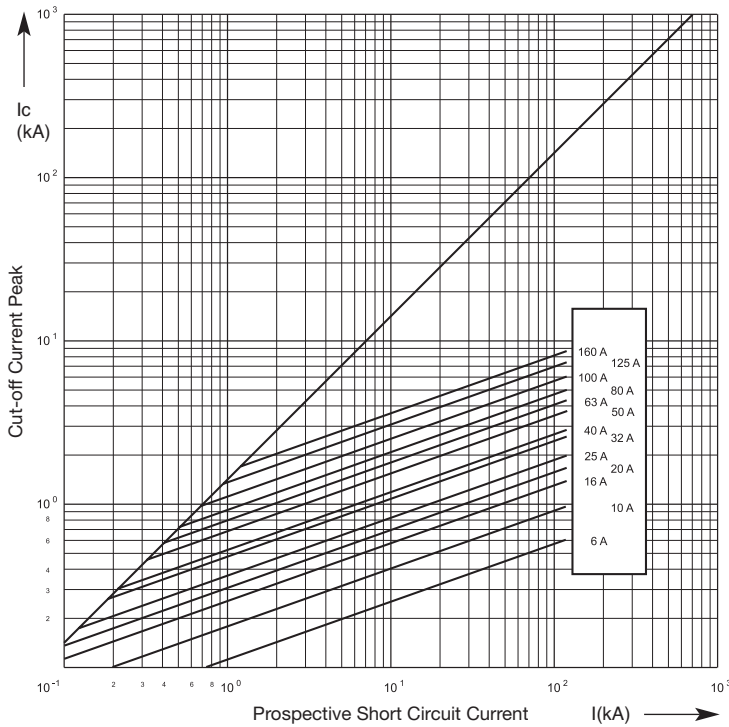


<b>A<sub>max</sub></b>	<b>2.13" (54 mm)</b>
<b>B</b>	<b>0.60" (15 mm)</b>
<b>C</b>	<b>1.85" (47 mm)</b>
<b>D</b>	<b>1.16" (29.5 mm)</b>
<b>E</b>	<b>1.80" (46 mm)</b>
<b>F</b>	<b>0.24" (6 mm)</b>
<b>G</b>	<b>1.38" (35 mm)</b>
<b>H</b>	<b>2.28" (58 mm)</b>
<b>I</b>	<b>0.50" (13 mm)</b>
<b>L</b>	<b>3.07" (78 mm)</b>

Size <b>000/00</b>	Rated voltage <b>AC 500 V</b>	Operating class <b>≤ 100 A gR / &gt; 100 A aR</b>	Rated breaking capacity <b>120 kA</b>
-----------------------	----------------------------------	--	--

Rated current	Part No. with combi indicator	Part No. with signal indicator	Power loss W	Pre-arcing I <sup>2</sup> t-value A <sup>2</sup> t	Total I <sup>2</sup> t-value @ 500 V A <sup>2</sup> t
16 A	20 000 04	20 007 04	4.8	10	140
20 A	20 000 04	20 007 04	5.7	17	185
25 A	20 000 04	20 007 04	6.7	20	305
32 A	20 000 04	20 007 04	8.1	67	460
35 A	20 000 04	20 007 04	9	82	650
40 A	20 000 04	20 007 04	10	90	800
50 A	20 000 04	20 007 04	12	190	1,400
63 A	20 000 04	20 007 04	14	330	2,600
80 A	20 000 04	20 007 04	19	510	4,200
100 A	20 001 04	20 007 04	21	920	7,600
125 A	20 001 04	20 007 04	25	1,660	12,300
160 A	20 001 04	20 007 04	30	2,800	19,500

Cut-off-characteristics



Time / Current Characteristics

