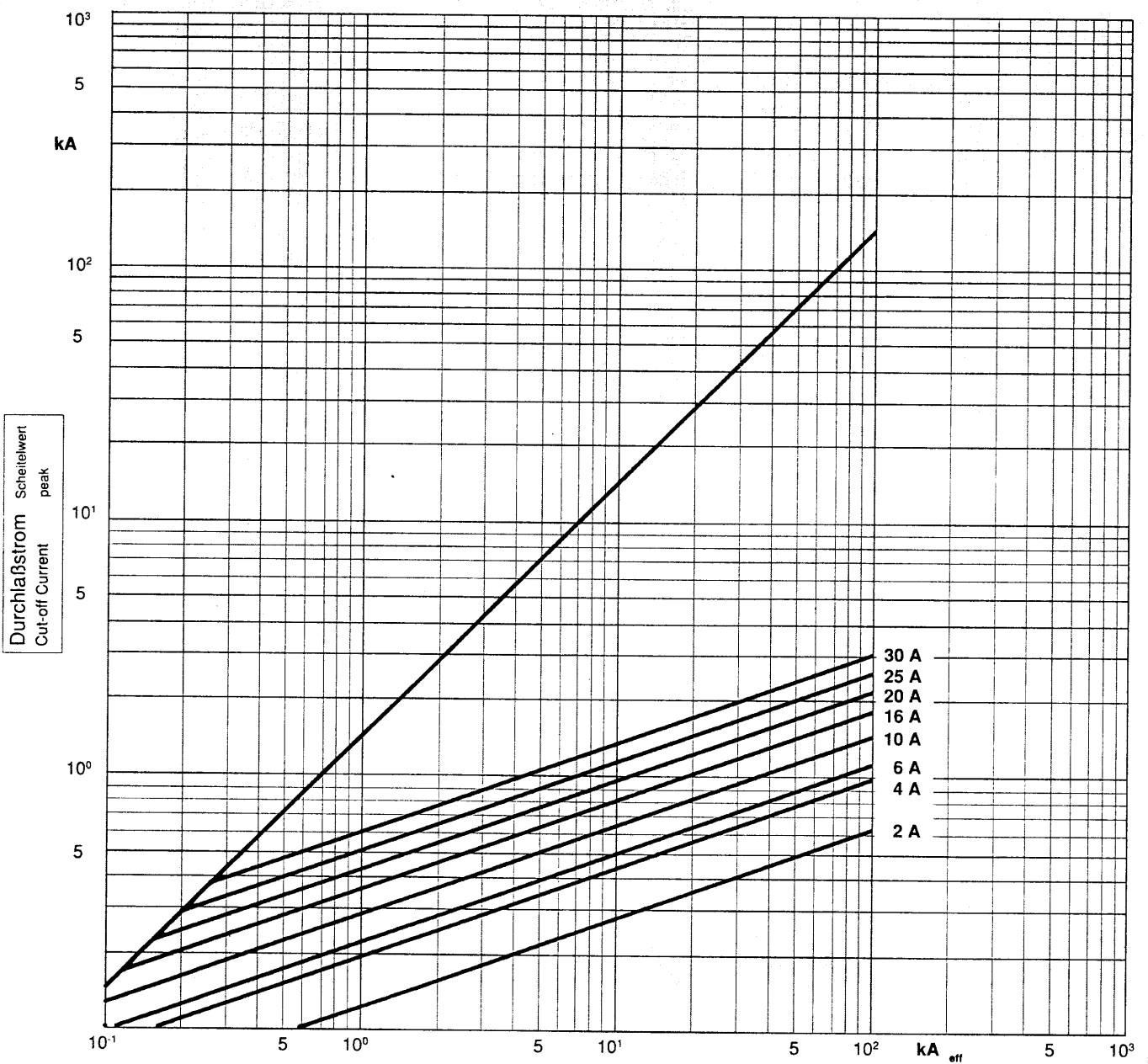


Strombegrenzungs-Diagramm
 Cut-off characteristics

Art.-Nr.: 10 005 07
 10 025 07

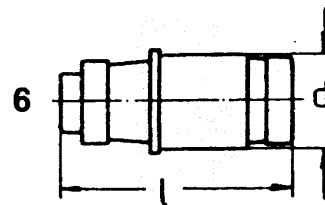
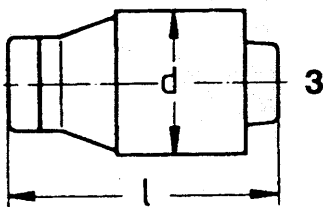
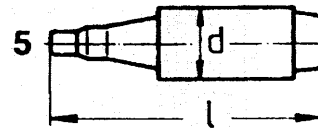
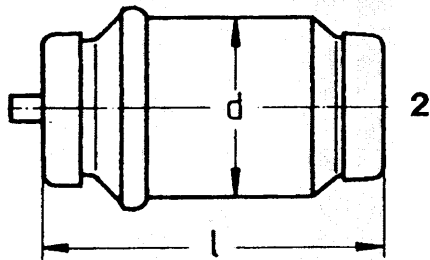
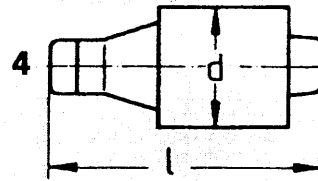
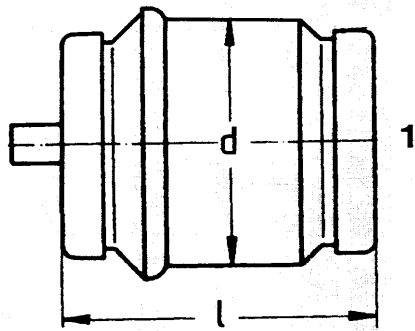


Durchlaßstrom
 Cut-off Current

Scheitelwert
 peak

30 A
 25 A
 20 A
 16 A
 10 A
 6 A
 4 A
 2 A

Unbeeinflußter Kurzschlußstrom
 Prospective short circuit current (RMS)



| Abb./fig. | Größe/size | d ø | l | Art.-Nr. |
|-----------|------------|------|----|------------------------|
| 1 | D V H | 46 | 57 | 10 010 07 |
| 2 | D IV H | 33 | 57 | 10 009 07 |
| 3 | D III | 27 | 50 | 10 007 07 10 026 07 |
| 4 | D II | 22 | 50 | 10 005 07 10 025 07 |
| 5 | ND | 12,5 | 50 | 10 002 07 10 024 07 |
| 6 | D 01 | 11 | 36 | 10 027 07 |
| 6 | D 02 | 15,3 | 36 | 10 028 07 |
| 6 | D 03 | 22,5 | 43 | 10 029 07 |